

N NEBRASKA FOOTBALL

FIVE-TIME NATIONAL CHAMPIONS • MOST WINS IN THE NATION LAST 40, 50 & 60 YEARS



NEBRASKA
CORNHUSKERS

- **Record:** 4-0 (1-0, Big Ten)
- **Last Game:** N'Western, W, 24-13
- **Rankings:** AP-15; Coaches-15
- **Series:** Nebraska, 9-3-1
- **Coach:** Mike Riley
- **At Nebraska:** 10-7 (2nd year)
- **Career:** 103-87 (16th year)
- **vs. Illinois:** 0-1

GAME 5: NEBRASKA (4-0, 1-0) VS.
ILLINOIS (1-2, 0-0)

OCT. 1, 2016 • 2:30 P.M. (CT)

MEMORIAL STADIUM/TOM OSBORNE FIELD

LINCOLN, NEB.

CAPACITY: 86,047; SURFACE: FIELDTURF



ILLINOIS
FIGHTING ILLINI

- **Record:** 1-2 (0-0, Big Ten)
- **Last Game:** W. Michigan, L, 34-10
- **Rankings:** not ranked
- **Coach:** Lovie Smith
- **At Illinois:** 1-2 (1st season)
- **College Career:** same
- **vs. Nebraska:** first meeting



ESPN2

Dave Lamont, Play-by-Play
Kelly Stouffer, Analyst
Paul Carcaterra, Sidelines

42

Nebraska has scored 42 points off its 10 takeaways this season. The Huskers have turned the ball over four times and the opposition has scored just six points on the NU miscues.

9

Nebraska has intercepted nine passes through four games in the 2016 season. The Huskers' nine interceptions rank fourth nationally. A year ago, Nebraska totaled 10 interceptions in 13 games.

7

Saturday's game with Illinois will be the Huskers' Homecoming contest. Nebraska has won its past seven Homecoming games including 2013 and 2014 wins over Illinois.

THE MATCHUP

Nebraska returns to Memorial Stadium on Saturday for its Big Ten home opener against Illinois. The game is set for a 2:30 p.m. CT kickoff in Lincoln, and the contest will be televised nationally on ESPN2. Saturday's contest with the Fighting Illini also marks the 2016 Homecoming game for Nebraska.

Nebraska enters the game with a 4-0 record, after opening Big Ten Conference play with a 24-13 victory over Northwestern on Saturday night in Evanston. The Husker offense was explosive in the victory, rolling up 556 yards of total offense, including 310 rushing yards.

The victory allowed Nebraska to begin the season 4-0 for the second time in three seasons. The Huskers also continue to climb in the national polls, checking in at No. 15 in both the Associated Press Poll and USA Today Coaches Polls.

Illinois comes to Lincoln with a 1-2 record, and Saturday's game will mark the Illini's conference opener after having a bye week last Saturday. Illinois opened the year with a victory over Murray State, but dropped back-to-back home contests against North Carolina and Western Michigan to complete non-conference action.

The Fighting Illini are in their first season under the direction of Coach Lovie Smith. The Illinois coach spent 11 years as a head coach in the National Football League, including the previous two seasons at Tampa Bay.

NEBRASKA FOOTBALL TOP 10

- Nebraska is 884-368-40 all-time, one of only 10 schools with 800 wins.
- The Cornhuskers rank fourth all-time with their 884 victories.
- Nebraska has won five national titles (1970, 1971, 1994, 1995, 1997).
- The Huskers have won 46 conference championships.
- Nebraska's 52 all-time bowl appearances rank third nationally.
- Three Huskers have won the Heisman Trophy (Rodgers, Rozier, Crouch).
- Nebraska's 107 football Academic All-Americans lead the nation.
- The Huskers have 110 first-team All-Americans in school history.
- Nebraska football is the only team in any sport in NCAA history to total 100 athletic and academic All-Americans.
- Memorial Stadium has been sold out every game since Nov. 3, 1962, a streak of 351 consecutive sellouts (including Illinois).



HUSKER RADIO

Greg Sharpe
Matt Davison
Brenden Stai

NATIONAL SIMULCASTS
• Sirius: 134 • XM: 196

1	NEBRASKA FRESNO STATE	43 10
Sept. 3 • 7 p.m. (BTN) Lincoln, Neb. • Memorial Stadium		
2	NEBRASKA WYOMING	52 17
Sept. 10 • 11 a.m. (ESPN2) Lincoln, Neb. • Memorial Stadium		
3	NEBRASKA #22 OREGON	35 32
Sept. 17 • 2:30 p.m. (ABC) Lincoln, Neb. • Memorial Stadium		
4	NEBRASKA NORTHWESTERN	24 13
Sept. 24 • 6:30 p.m. (BTN) Evanston, Ill. • Ryan Field		
5	ILLINOIS NEBRASKA	1-2 4-0
Oct. 1 • 2:30 p.m. (ESPN2) Lincoln, Neb. • Memorial Stadium		
6	NEBRASKA INDIANA	4-0 2-1
Oct. 15 • 2:30 p.m. (TBA) Bloomington, Ind. • Memorial Stadium		
7	PURDUE NEBRASKA	2-1 4-0
Oct. 22 • TBA (TBA) Lincoln, Neb. • Memorial Stadium		
8	NEBRASKA # 8 WISCONSIN	4-0 4-0
Oct. 29 • 6 p.m. (ABC/ESPN/ESPN2) Madison, Wis. • Camp Randall Stadium		
9	NEBRASKA #2 OHIO STATE	4-0 3-0
Nov. 5 • 7 p.m. (ABC/ESPN/ESPN2) Columbus, Ohio • Ohio Stadium		
10	MINNESOTA NEBRASKA	3-0 4-0
Nov. 12 • 6:30 p.m. (BTN) Lincoln, Neb. • Memorial Stadium		
11	MARYLAND NEBRASKA	3-0 4-0
Nov. 19 • (TBA) (TBA) Lincoln, Neb. • Memorial Stadium		
12	NEBRASKA IOWA	4-0 3-1
Nov. 25 • TBA (TBA) Iowa City, Iowa • Kinnick Stadium		
13	BIG TEN CONFERENCE CHAMPIONSHIP GAME	
Dec. 3 • 7:17 p.m. (FOX) Indianapolis, Ind. • Lucas Oil Stadium		

NEBRASKA COMMUNICATIONS

One Memorial Stadium
P.O. Box 880123
Lincoln, NE 68588-0123
(402) 472-2263
sportsinfo@huskers.com
Shipping Address: 600 Stadium Drive

FOOTBALL CONTACTS

Credential Requests Huskers.com/Media

Assistant A.D./Communications.....Keith Mann
Phone.....402-472-0237
E-Mail.....kmann@huskers.com
Sr. Assoc. Comm. Director.....Shamus McKnight
Phone.....402-472-7772
E-Mail.....smcknight@huskers.com

Associate Comm. Director.....Matt Smith
Phone.....402-472-7780
E-Mail.....msmith@huskers.com

Associate Comm. Director.....Jeremy Foote
Phone.....402-472-7778
E-Mail.....jfoote@huskers.com

Admin. Associate (Credentials).....Vicki Capazo
Phone.....402-472-2263
E-Mail.....vcapazo@huskers.com

Huskers.com • @Huskers

GENERAL POLICIES

All player and coach interviews must be arranged at least one day in advance through the Nebraska Communications Office. Contact Keith Mann, Shamus McKnight, Matt Smith or Jeremy Foote. All post-practice interviews will be conducted at the practice site. Interviews will not be conducted in the weight room, Student Life Complex, training room, hallways or the tunnel leading from the locker room to the field. The Nebraska locker room, training room and football office meeting rooms are **OFF-LIMITS** to the media. When arriving for post-practice interviews, media should wait in the Hawks Center lobby, or access Memorial Stadium through Gate 11 entrance if practice is in the stadium.

Requested players are available (depending on class schedules) at the Monday press conferences (11:30 a.m.-1 p.m.) and after practice on the field on Tuesday (defense) and Wednesday (offense). Players cell phone numbers will **NOT** be given to the media.

Practices are **CLOSED** to the media and to the general public during the season. Media will be allowed to shoot photos/video at the start of practice on Tuesdays (app. 15 minutes). A Communications representative will be on hand during the open portion of practice.

After all games, Nebraska's locker room is closed. Head Coach Mike Riley, coordinators and requested players will be brought to the postgame interview room after a 10-minute cooling off period. At home, the postgame interview room is located in the strength complex of the Osborne Athletic Complex. Media are asked to wait to set up equipment until the conclusion of halftime. On the road, Coach Riley, assistant coaches and requested players will be brought to the designated interview area. Please note, **NO INTERVIEWS** will be conducted on the field as the players are returning to the locker room.

NEBRASKA MEDIA INFORMATION AND POLICIES**COACH AND PLAYER AVAILABILITY****MONDAY****Nebraska Weekly Press Conference**

Coach Riley will be available in the West Stadium Level 6 at Memorial Stadium at 11:30 a.m. CT. The press conference will be available free at Huskers.com. Players will generally follow Coach Riley at the press conference.

Nebraska will not practice on Mondays.

TUESDAY**Big Ten Teleconference (Mike Riley - 11:24 a.m. CT)**

To participate on the teleconference, media members should call 1-866-392-7674. Contact the Big Ten Conference Office for the weekly passcode. The calls will be available for playback approximately two hours after each conference at www.bigten.org.

- 11:00 a.m. – Pat Fitzgerald, Northwestern
- 11:08 a.m. – Jim Harbaugh, Michigan
- 11:16 a.m. – Paul Chryst, Wisconsin
- **11:24 A.M. – MIKE RILEY, NEBRASKA**
- 11:32 a.m. – Mark Dantonio, Michigan State
- 11:40 a.m. – Kirk Ferentz, Iowa
- 11:48 a.m. – Tracy Claeys, Minnesota
- 11:56 a.m. – Chris Ash, Rutgers
- 12:04 p.m. – Lovie Smith, Illinois
- 12:12 p.m. – DJ Durkin, Maryland
- 12:20 p.m. – Darrell Hazell, Purdue
- 12:28 p.m. – James Franklin, Penn State
- 12:36 p.m. – Urban Meyer, Ohio State
- 12:44 p.m. – Kevin Wilson, Indiana

Defensive coordinator Mark Banker, requested defensive assistants and requested defensive players not at press conference available on field after practice.

WEDNESDAY

Offensive coordinator Danny Langsdorf, requested offensive assistants and requested offensive players not at press conference available on field after practice.

THURSDAY

Coach Riley available after practice on field.

FRIDAY

No Media Availability.

RILEY PHONE INTERVIEWS

Media wishing to try to arrange a phone interview may contact Keith Mann for availability. Please contact the Communications Office as far in advance as possible.

PLAYER PHONE INTERVIEWS

Out-of-town media requesting phone interviews with Nebraska players should contact Keith Mann or Shamus McKnight with those requests, preferably on Sundays, but no later than 10 a.m. CT on Monday of game week.

PLAYER/COACH MUG SHOTS

Action photos and/or a DVD of Nebraska mug shots may be obtained by calling or e-mailing the Nebraska Communications Office.

HUSKERS.COM

Huskers.com is the official site of Nebraska Athletics and includes updated stats, game notes, depth chart and extensive quotes and audio and video clips from Nebraska's Monday press conference, including Coach Riley and selected players in the afternoon.

CREDENTIALS

Media may make credential requests for Nebraska home games on-line at Huskers.com/media. Follow the steps on the web site to complete the application. You will receive an e-mail confirming your application, and approval/denial e-mail. Contact Vicki Capazo at (402) 472-2263 with questions. Once again this season, photo ID will be required to gain access to the stadium on game day and the name on your photo ID and credential must match. Single-game credentials will not be mailed and must be picked up on game day at media will call.

TELECONFERENCE/SATELLITE FEED/FTP

For video of Nebraska's press conferences contact the Communications Office. All of Coach Riley's press conferences are available live on Huskers.com. Several players will follow Riley at the press conference.

MEDIA GUIDE AND SUPPLEMENT ON-LINE

PDF versions of the 2016 Nebraska media guide and media supplement are available on Huskers.com. Please go to the "Football" page, on the right menu, click on "2016 Media Guide" and proceed.

BANK OF THE WEST NEBRASKA FOOTBALL SHOW "DAY BY DAY"

The Nebraska Football television show will air on several affiliates throughout the 2016 season. The stations and times are as follows:

- KOLN/KGIN–Lincoln (Sunday, 10:35 p.m.)
- KNPL–North Platte (Sunday, 10:35 p.m.)
- KMTV–Omaha (Sunday, 11 p.m.)
- Fox Sports Midwest–Monday, 1 p.m.

The N-Side Nebraska show will follow the half-hour football show and feature all 24 of Nebraska's sports, including football during the fall.

IMG HUSKER SPORTS RADIO NETWORK

The Husker IMG Sports Network will continue the strong tradition of broadcasting excellence in 2016, as it brings NU football to fans across the nation and the world.

In the state of Nebraska, KXSP (590 AM and KEZO (92.3 FM) serve as the Omaha affiliates. KLIN (1400 AM) along with KFGE (98.1 FM) remain the Lincoln affiliates, while KRVN (880 AM) is a powerful central Nebraska affiliate that reaches around the state. All radio broadcasts are available live on Huskers.com, the Official Husker App, TuneIn.com, the TuneIn Radio App and SiriusXM Satellite Radio.

2016 NEBRASKA STATIONS

- Ainsworth: 1400 AM
- Alliance: 1400 AM
- Beatrice: 1450 AM
- Broken Bow: 95.3 FM
- Chadron: 610 AM
- Columbus: 900 AM/101.1 FM
- Cozad: 1580 AM
- Fairbury: 1310 AM/99.5 FM
- Falls City: 1230 AM
- Fremont: 105.5 FM
- Grand Island: 1430 AM/97.3 FM
- Hastings: 1230 AM/94.5 FM
- Holdrege: 97.7 FM
- Imperial: 102.9 FM
- Kearney: 1340/105.9
- Lexington: 880 AM
- Lincoln: 1400 AM/98.1 FM
- McCook: 93.9/102.1 FM
- Neb. City: 1600 AM/103.1 FM
- Norfolk: 94.7 FM
- North Platte: 1240 AM/103.5 FM
- Ogallala: 93.5 FM
- Omaha: 590 AM/92.3 FM
- Scottsbluff: 960 AM/94.1 FM
- Sidney: 1340 AM/98.7 FM
- Superior: 1600 AM/103.9 FM
- Valentine: 940 AM
- West Point: 840/98.3 AM
- York: 1370 AM

WEEKLY MEDIA CALENDAR: NEBRASKA VS. ILLINOIS (SEPT. 26-OCT. 1)

MONDAY, SEPT. 26	TUESDAY, SEPT. 27	WEDNESDAY, SEPT. 28	THURSDAY, SEPT. 29	FRIDAY, SEPT. 30	SATURDAY, OCT. 1
PRESS CONFERENCE 11 a.m. - Lunch 11:30 a.m. - Mike Riley Players to follow	BIG TEN CONF. CALL 11 a.m. - Call begins 11:24 a.m. - Mike Riley Details: Contact Big Ten		NEBRASKA FOOTBALL RADIO HOUR (HSN) 7 p.m. - Danny Langsdorf		GAME DAY Nebraska vs. Illinois 2:30 P.M. CT (ESPN2)
NO PRACTICE	PRACTICE 3:45 - 5:30 p.m. Available after practice: • Mark Banker • Requested def. players • Requested def. coaches	PRACTICE 3:45 - 5:30 p.m. Available after practice: • Danny Langsdorf • Requested off. players • Requested off. coaches	PRACTICE 4 - 5:20 p.m. Available after practice: • Mike Riley	PRACTICE Afternoon Walk-Thru in Lincoln NO MEDIA ACCESS	POST-GAME Post-game interview area Available after game: • Mike Riley • Coordinators • Requested players

NEBRASKA-ILLINOIS SERIES

Games: 13

Standing: Nebraska leads, 9-3-1

At Lincoln: Nebraska leads, 7-1

At Champaign: Tied, 2-2-1

MEETINGS AS BIG TEN FOES

Date	Site	Rank NEB/ILL	Result	Score
10/5/2013	Lincoln	/	W	39-19
9/27/2014	Lincoln	21/	W	45-14
10/3/2015	Champaign	/	L	13-14

Series scoring	Total	Average
Nebraska	318	24.5
Illinois	156	12.0

- The first three meetings as Big Ten foes between Nebraska and Illinois marked the Huskers' Big Ten opener.
- The schools met just three times between 1925 and 2013.
- Nebraska has scored at least 39 points in each of the last three meetings in Lincoln.

HUSKERS TO HOST BIG TEN HOME OPENER

Nebraska plays its fourth home game of 2016 on Saturday with its Big Ten home opener against Illinois. This will be the third time in the past four seasons NU has met Illinois in its Big Ten home opener.

- The Huskers are 4-1 in Big Ten home openers since joining the league in 2011.

NU IN BIG TEN HOME OPENERS

Date	Opponent	Result
10-8-2011	Ohio State	W, 34-27
9-29-2012	Wisconsin	W, 30-27
10-5-2013	Illinois	W, 39-19
9-27-2014	Illinois	W, 45-14
10-10-2015	Wisconsin	L, 23-21

- Nebraska is 13-7 in Big Ten home games since joining the conference in 2011.

NEBRASKA SHOOTS FOR HOMECOMING SUCCESS

This weekend will mark Homecoming on the UNL Campus in Lincoln. The matchup with Illinois will be Nebraska's 106th Homecoming game. The Huskers own an all-time record of 79-22-4 (.771 winning percentage) in Homecoming games.

- Nebraska has won its past seven Homecoming games, including wins over Illinois in 2013 and 2014. Nebraska won 36 straight Homecoming games from 1969 to 2004.

RILEY, SMITH AMONG NATION'S MOST EXPERIENCED COACHES

Nebraska Head Coach Mike Riley and Illinois head man Lovie Smith are among a group of six current FBS head coaches who were NFL head coaches at one time in their career.

- Smith (11 years) and Riley (9 years) have more professional coaching experience than any other coaches in the college ranks. In addition to three years as the head coach of the San Diego Chargers, Riley was a head coach in the CFL and WLAFL. Smith spent 11 years as an NFL head coach.
- Riley and Smith did not meet as NFL coaches. Riley served as an NFL head coach from 1999 to 2001, while Smith was an NFL head coach from 2004-12 and 2014-15.
- The meeting of two former NFL head coaches is one of just two such matchups in the college ranks this season. Illinois will play Michigan and Head Coach Jim Harbaugh on Oct. 22.

HUSKERS CLIMB RANKINGS

Nebraska entered the national polls at No. 20 following its 35-32 victory over then-No. 22 Oregon on Sept. 17. After passing its first road test of the season at Northwestern, the Huskers climbed to No. 15 in the Associated Press Poll and 15th in the USA Today Coaches Poll.

- The No. 15 ranking in the AP poll is the highest for the Huskers since late in the 2014 season when Nebraska was ranked 11th with an 8-1 record.

RILEY JOINS 100-WIN CLUB IN SEASON-OPENING VICTORY

Nebraska Head Coach **Mike Riley** earned his 100th win as a collegiate head coach in the 43-10 win over Fresno State in the season opener. Riley won 93 games in 14 seasons at Oregon State and has 10 victories at Nebraska.

- Riley is one of 23 active FBS head coaches with 100 career college victories.
- All 103 of Riley's victories have come while coaching in a Power Five Conference. Riley is one of 10 active coaches to win 100 games at a Power Five Conference school.

ACTIVE COACHES WITH 100 WINS AT POWER FIVE CONFERENCE SCHOOLS

Coach, Current School	Career Wins
Bill Snyder, Kansas State	195
Nick Saban, Alabama	186
Bob Stoops, Oklahoma	180
Mark Richt, Miami	148
Les Miles, LSU	142
Kirk Ferentz, Iowa	130
Urban Meyer, Ohio State	118
Tommy Tuberville, Cincinnati	113
Mike Leach, Washington State	106
Mike Riley, Nebraska	103

Note: Win totals reflect only wins at Power Five schools.



BIG TEN STANDINGS

WEST DIVISION

Place	Team	Overall	Big Ten
1.	Nebraska	4-0	1-0
	Wisconsin	4-0	1-0
	Iowa	2-1	1-0
4.	Minnesota	3-0	0-0
	Purdue	2-1	0-0
	Illinois	1-2	0-0
7.	Northwestern	1-3	0-1

EAST DIVISION

Place	Team	Overall	Big Ten
1.	Michigan	4-0	1-0
2.	Maryland	3-0	0-0
	Ohio State	3-0	0-0
4.	Indiana	2-1	0-0
5.	Michigan State	2-1	0-1
	Penn State	2-2	0-1
	Rutgers	2-2	0-1

BIG TEN CONFERENCE

PLAYER OF THE WEEK NOMINEES

Game	Offense	Defense	Sp. Teams	Frosh
FS	Ozigbo	K. Williams		Jackson
WYO	Armstrong	Gerry		C. Davis
ORE	Armstrong		Pierson-El	Lightbourn
NW	Armstrong			

ILL
IND
PUR
WIS
OSU
UM
MARY
IOWA

Bold indicates winner

2016 HUSKER HONORS

Tommy Armstrong Jr., QB

- Big Ten Offensive POW (vs. Northwestern)
- Rose Bowl Big Ten POW (vs. Oregon)
- Earl Campbell Tyler Rose Award Watch List
- Maxwell Award Watch List
- Davey O'Brien Quarterback Award Watch List
- Johnny Unitas Award Watch List
- Manning Award Watch List

Drew Brown, PK

- Lou Groza Award Watch List
- Wuerffel Trophy Watch List
- Allstate AFCA Good Works Team Nominee

Cethan Carter, TE

- Mackey Award Watch List

Nathan Gerry, S

- Big Ten Defensive POW (vs. Wyoming)
- Bednarik Award Watch List
- Jim Thorpe Award Watch List

Joshua Kalu, CB

- Lott IMPACT Award Watch List

Caleb Lightbourn, P

- Big Ten Freshman of the Week (vs. Oregon)

Terrell Newby, IB

- Doak Walker Award Watch List

Brandon Reilly, WR

- Biletnikoff Award Watch List

Dylan Utter, C

- Rimington Trophy Watch List

Jordan Westerkamp, WR

- Biletnikoff Award Watch List

LAST TIME OUT**NEBRASKA 24, NORTHWESTERN 13**

Team Stats	NEB	NW
First Downs	26	23
Rushes-Yards	47-310	32-137
Passes	18-29-0	25-38-2
Passing Yards	246	251
Total Offense	556	388
3rd Downs	7-of-14	5-of-14
Turnovers	2	2
Penalties	4-60	4-36
Time of Possession	35:23	24:37

NU Rushing Leaders

Tommy Armstrong Jr.—13 carries, 132 yards
 Terrell Newby—10 carries, 69 yards, TD
 Mikale Wilbon—6 carries, 55 yards

NU Passing Leader

Tommy Armstrong Jr.—18-29-0, 246 yards, TD

NU Receiving Leaders

Stanley Morgan Jr.—4 receptions, 33 yards
 Alonzo Moore—3 receptions, 72 yards
 Cethan Carter—2 receptions, 31 yards, TD

NU Defensive Leaders

Nathan Gerry—8 tackles, 0.5 sack, 2 TFL, 2 PBU
 Aaron Williams—7 tackles, TFL, INT, PBU
 Kevin Maurice—3 tackles, 2-12 sacks

NU Special Teams Leader

Drew Brown—1-1 FG, 3-3 PAT, 2 touchbacks

NOTING GAME 4

- Nebraska's win marked the fifth time in six games in the Nebraska-Northwestern series that the road team has been victorious.
- Quarterback Tommy Armstrong Jr. rushed for a career-high 132 yards, bettering his 131 yards vs. McNeese State in 2014. Armstrong increased his career rushing total to 1,588 yards to become the seventh NU quarterback with more than 1,500 career rushing yards.
- Nebraska improved to 7-0 under Mike Riley when rushing for at least 200 yards, including 3-0 in 2016. The 310 rushing yards was the second-highest total for Nebraska in the past two seasons.
- Stanley Morgan Jr. tied his career high with four receptions, matching his four catches at Miami in 2015.
- Senior I-back Terrell Newby had a 49-yard run in the first quarter, marking the Huskers' longest rush of the 2016 campaign.
- Senior defensive tackle Kevin Maurice had two sacks for 12 yards, with the sacks coming on consecutive plays in the second quarter. Maurice had 1.5 career sacks prior to the game.
- Sophomore Mikale Wilbon established career highs with six carries for 55 yards, including a career-long 32-yard run.
- Jordan Westerkamp scored on a 10-yard run in the third quarter, his first career rushing touchdown. Westerkamp had just two previous career rushing attempts.
- Alonzo Moore had a 59-yard reception in the second quarter, his third catch of more than 50 yards this season.

BIG RED BALANCING ACT

The Nebraska offense is showing outstanding explosiveness and balance in its second season under Head Coach Mike Riley and offensive coordinator Danny Langsdorf. The 2016 success comes a year after Nebraska ranked second in the Big Ten in total offense and passing offense, while finishing third in scoring offense.

Riley and his staff made a powerful running game and a balanced offense primary goals for 2016. Through four games the results have been outstanding.

- Nebraska is averaging 242.0 rushing yards per game to rank third in the Big Ten and 21st nationally. NU had a season-high 310 rushing yards at Northwestern and has rushed for at least 200 yards in three of four games.
- Nebraska is among the nation's most balanced offensive attacks. The Huskers' average 243.0 passing yards per game and 485.0 total yards per game, which ranks 23rd in the nation.
- Nebraska's 310 rushing yards at Northwestern was the Huskers' fifth-highest rushing total in a Big Ten Conference game.
- The 556 yards of total offense at Northwestern marked the second-highest total in a Big Ten Conference game in NU's six seasons in the league, trailing only a 624-yard effort against Illinois in 2014.
- Nebraska was held to 24 points at Northwestern, but has topped 28 points in nine of its past 11 games.
- Nebraska is averaging 38.5 points per game in 2016 to rank fifth in the Big Ten. The 52 points against Wyoming were the most in two seasons under Mike Riley.
- Nebraska passed for 266.9 yards per game to rank second in the conference in 2015. Nebraska has averaged 243.0 passing yards this season to rank third in the Big Ten.
- Nebraska topped the 300-yard passing mark for the seventh time in two seasons under Mike Riley with 412 passing yards against Wyoming. The yardage total was the fifth highest in school history and most since the 2007 season.
- Nebraska has also shown big-play ability again this season. Nebraska's 15.7 yards per completion ranks 12th in the nation. The Huskers had five passing plays of at least 25 yards against Wyoming. Last season, NU's 78 plays of 20-plus yards ranked second in the Big Ten.
- In addition to its 310-yard rushing effort at Northwestern, the Huskers rushed for 292 yards on 51 carries in the win over Fresno State. NU also had 228 rushing yards against Oregon, including 166 after half.

NEBRASKA LOOKS TO KEEP POUNDING BALL ON GROUND

Nebraska has shown the ability to control the running game on both sides of the ball in 2016.

Nebraska out-gained Northwestern 310-137 on the ground, marking the third time in its past five games the Huskers have had at least 290 rushing yards. NU churned out 292 rushing yards on 51 carries in its season-opening victory over Fresno State. That rushing effort came on the heels of running for 326 yards in the Foster Farms Bowl win over UCLA to close the 2015 season.

The Blackshirts have been strong against the run in three of four games, limiting Fresno State to just 31 rushing yards, while holding Wyoming and Northwestern to less than 140 yards on the ground. Oregon did rush for more than 300 yards, but Nebraska held the Ducks' high-powered pass game in check with only 146 passing yards.

- Nebraska is 7-0 under Riley when rushing for 200 yards or more, including 3-0 in 2016. The Huskers are 6-0 under Riley when out-rushing the opposition.

FLIPPING THE TURNOVER SCRIPT

Nebraska is off to a good start in changing its turnover fortunes in 2016. The Huskers are +6 in turnover margin after four games, and ranks eighth in the nation in that category.

Nebraska was -12 in turnover margin in 2015, and has had a positive turnover margin just once in the past 12 seasons (+5 in 2009).

- Nebraska did not commit a turnover in the season opener against Fresno State, while intercepting two Bulldog passes. The zero-turnover effort was NU's first since not having a giveaway in a 48-25 win at Minnesota last season.
- Nebraska has had four games with zero turnovers since the start of the 2014 season. In those games, Nebraska's average margin of victory is 31.3 points.
- The Huskers had six takeaways, including five interceptions against Wyoming. Those are the best totals in those categories since posting the same numbers against Idaho in 2010.
- The Huskers' plus-5 in turnover margin against Wyoming was their best since a +8 turnover margin against Texas A&M in 2003.
- Nebraska's performance in the first two games marked the first time the Huskers were +2 or better in turnover margin in consecutive games since the final two games of the 2003 season.
- Nebraska had just two games last season when the Huskers were +2 or better in turnover margin (South Alabama, Minnesota) and won those two games by a combined 62 points.
- NU has nine interceptions in four games this season after posting 10 in 13 games in 2015.
- Nebraska has scored 42 points on its 10 takeaways, while opponents have just six points off NU turnovers.
- Nebraska has won 17 consecutive games when it has a positive turnover margin dating back to a 2011 loss to Northwestern. NU is 5-0 under Mike Riley when it wins the turnover battle.

START FAST, FINISH STRONG

Nebraska has controlled the first and fourth quarters of games this season, helping the Huskers to a 4-0 record.

Nebraska owns a 21-8 scoring advantage in the opening quarter this season, allowing only a touchdown by Oregon. The Huskers' have a much more decided edge in the game's final quarter.

- NU has outscored the opponent 57-6 in the fourth quarter, allowing only a TD by Oregon.
- Nebraska also controls the ball in the fourth quarter, averaging 9:24 in time of possession in the final period.

FOURTH-QUARTER DOMINANCE

Game	After 3Q	4Q	Final
Fresno State	21-10	22-0	43-10
Wyoming	24-17	28-0	52-17
Oregon	28-26	7-6	35-32
Northwestern	24-13	0-0	24-13

ARMSTRONG RE-WRITING NEBRASKA RECORD BOOKS

Quarterback **Tommy Armstrong Jr.** has made 37 starts since taking over as NU's starter in 2013. He has started 29 of 30 games since the start of the 2014 season. Armstrong's 26 career victories are tied for sixth in school history.

Armstrong ranks among the Big Ten offensive leaders for the second straight year. Armstrong has also begun to re-write the Nebraska record book, setting two major passing records already in 2016, with several other career records in his sights.

- Armstrong has eight touchdown passes this season, including three each against Wyoming and Oregon. That has increased his career total to 61, a new school record. He surpassed the previous record of 56 by Taylor Martinez. Armstrong has thrown for at least three touchdowns nine times in his Nebraska career. His 61 career passing touchdowns rank seventh among active FBS players.
- Armstrong threw for 22 touchdowns in both 2014 and 2015, which tied for fourth on the NU season chart.
- Armstrong has thrown for 931 yards in 2016, increasing his career total to 7,622 passing yards, a Nebraska career record. He passed the previous record of 7,258 passing yards by Taylor Martinez. Armstrong's passing yardage is eighth among active FBS players.
- Armstrong threw for 377 yards against Wyoming, four yards shy of his career high of 381 yards vs. USC in 2014. The Wyoming effort marked his sixth career 300-yard passing game (319 vs. BYU, 309 at Miami, 368 vs. Southern Miss, 320 vs. Michigan State in 2015; 381 vs. USC, 2014). Armstrong has topped 250 passing yards 13 times in his career, the most in school history.
- Armstrong threw for 3,030 yards in 2015. The passing total marked the third 3,000-yard passing season in school history. He threw for 2,695 yards as a sophomore. Armstrong is one of just three players in Nebraska history with two 2,000-yard passing seasons, joining Martinez and Zac Taylor.

- With another 3,000-yard passing season in 2016, Armstrong would become the first Husker to post two 3,000-yard passing seasons.
- Armstrong averaged 285.8 yards of total offense per game in 2015 to rank second in the Big Ten. He is averaging 303.0 yards per game in 2016 to rank third in the Big Ten.
- Armstrong has 9,210 career total offense yards, good for second at Nebraska. He is 1,023 yards from Martinez's school record of 10,233 yards.
- Armstrong is the first player in NU history with two 3,000-yard total offense seasons, after posting 3,430 yards in 2015 and 3,400 yards in 2014. Those totals rank third and fourth, respectively, on the season total offense list.
- Armstrong had a career-high 431 yards of total offense against Southern Miss in 2015, and he has 12 career games of at least 300 yards of total offense, the most in school history.
- Armstrong ranked 27th in the nation in passes of more than 10 yards (132) in 2015, and 22nd in passes of 20-plus yards (51). He had six throws of at least 25 yards against Wyoming, and has 10 passes of more than 25 yards in 2016.

- Armstrong rushed for a career-high 132 yards on 13 carries at Northwestern, marking his second career 100-yard rushing game. Armstrong had 95 yards the previous week vs. Oregon. He has 281 yards and four rushing touchdowns in 2016, while averaging 5.4 yards per carry.
- Armstrong is one of 10 Nebraska quarterbacks to surpass 1,000 career rushing yards. He has 1,588 rushing yards, sixth-most among NU quarterbacks. He is one rushing touchdown from becoming the seventh NU quarterback with 20 career rushing touchdowns.
- Armstrong earned Big Ten Offensive Player-of-the-Week honors for his effort at Northwestern. He earned the same honor twice in 2015, first against Southern Miss, and then for his play in the win over No. 6 Michigan State.
- Armstrong is the only active FBS quarterback with 7,000 career passing yards and 1,500 career rushing yards.

ARMSTRONG NATIONAL RANKINGS

AMONG ALL ACTIVE FBS PLAYERS

Category	Total	Big Ten	National
Total Touchdowns	81	1st	2nd
Passing Touchdowns	61	1st	7th
Total Offense	9,210	1st	5th
Passing Yards	7,622	1st	8th
Completions	534	2nd	13th

CAREER WINS BY A QUARTERBACK

Rk.	Player, Years	Wins
1.	Eric Crouch, 1998-2001	35
2.	Tommie Frazier, 1992-95	33
3.	Turner Gill, 1981-83	29
4.	Steve Taylor, 1985-88	29
	Taylor Martinez, 2010-13	29
6.	Dave Humm, 1972-74	26
	Tommy Armstrong Jr., 2013-pres.	26

- **Note:** A full look at Armstrong's standings on NU's career charts can be found on pages 19-20 of this release.

2016 OFFENSE GAME-BY-GAME

RUSHING

Game	Att.	Yds.	TD	Long
FS	51	292	5	24
WYO	43	138	2	12
ORE	47	228	2	34
NW	47	310	2	49
ILL				
IND				
PUR				
WIS				
OSU				
MINN				
MARY				
IOWA				

PASSING

Game	Passes	Yds.	TD	Long	Sacks
FS	6-13-0	114	1	57	0-0
WYO	21-35-1	412	4	63	2-19
ORE	17-35-0	200	3	22	1-4
NW	18-29-0	246	1	59	0-0
ILL					
IND					
PUR					
WIS					
OSU					
MINN					
MARY					
IOWA					

2016 DEFENSE GAME-BY-GAME

RUSHING DEFENSE

Game	Att.	Yds.	TD	Long
FS	26	31	0	19
WYO	31	131	1	42
ORE	47	336	5	50
NW	32	137	1	42
ILL				
IND				
PUR				
WIS				
OSU				
MINN				
MARY				
IOWA				

PASSING DEFENSE

Game	Passes	Yds.	TD	Long	Sacks
FS	24-43-2	243	1	32	4-21
WYO	16-32-5	189	1	35	1-7
ORE	14-23-0	146	0	25	1-5
NW	25-38-2	251	1	24	4-17
ILL					
IND					
PUR					
WIS					
OSU					
MINN					
MARY					
IOWA					

SACKS/TFL

Game	Sacks	Yds.	TFL	Yards
FS	4	21	7	27
WYO	1	7	5	14
ORE	1	4	4	11
NW	4	17	9	23
ILL				
IND				
PUR				
WIS				
OSU				
MINN				
MARY				
IOWA				

HUSKERS REMEMBER SAM FOLTZ

Nebraska lost a member of its family this summer, when senior punter Sam Foltz passed away in an automobile accident on July 23.

The latest success story of the Huskers' legendary walk-on program, Foltz embodied Nebraska's commitment to success on the field, in the classroom and in the community. On the field, he was the 2015 Big Ten Punter of the Year and his career average of 42.6 yards per punt ranked fifth all-time at Nebraska. In the classroom, Foltz was a five-time member of the Nebraska Scholar-Athlete Honor Roll, and he earned his degree in agronomy last May. Foltz was also active in the community, earning spots on both the Brook Berringer and Tom Osborne Citizenship teams in 2016, when he was also awarded a Nebraska Student-Athlete HERO Leadership Award for his leadership and dedicated community service.

INITIATIVES TO HONOR SAM FOLTZ

- Nebraska football players will wear a special "SF27" decal (pictured) on their helmets to honor Foltz's memory. The logo will also be featured on players' game-day hats, sweatshirts and compression shirts, as well as on the coaches' sideline polo shirts.
- Nebraska's annual student-athlete HERO Leadership Award will be renamed the Sam Foltz Hero 27 Leadership Award. The award will be presented annually to 27 student-athletes across all sports who exhibit strong leadership qualities, commitment to service and ability to encourage/empower peers.
- The Sam Foltz Memorial Scholarship has been created and was presented to Drew Brown before the first game. The Foltz Scholarship will be presented annually to a member of the football team who embodied Foltz's traits of leadership, excellence in the community and in the classroom.
- Nebraska is selecting a Sam Foltz Captain of the Week who will join the season-long captains. The Foltz captain will carry a flag onto the field honoring Foltz's memory.



SAM FOLTZ

January 21, 1994 - July 23, 2016

WESTERKAMP CHASING NEBRASKA RECEIVING RECORDS

Senior receiver **Jordan Westerkamp** leads a Nebraska receiving corps that ranks as one of the nation's best. Westerkamp is one of the top pass catchers in Nebraska history. He is one of four captains for the 2016 season, marking the second straight year he has served as a captain.

A Chicago area product, Westerkamp put together one of the most prolific receiving seasons in school history in 2015. He had 65 catches for 918 yards and seven touchdowns. He earned second-team All-Big Ten honors for his effort in 2015.

Against Wyoming, Westerkamp had four receptions for 105 yards and two touchdowns, then added a pair of touchdown catches in the win over Oregon.

- Westerkamp's two-touchdown efforts against Wyoming and Oregon are the first multiple-TD games of his Husker career.
- Westerkamp's two multiple-TD reception games is just one off the NU season record. Quincy Enunwa (2013) and Bobby Thomas (1976) each had three games with a pair of receiving touchdowns for the Huskers.
- Westerkamp has 17 career touchdown catches to rank fourth in school history. His seven touchdown receptions in 2015 were tied for 10th on the season charts.
- Westerkamp surpassed 2,000 career receiving yards, joining Kenny Bell, Johnny Rodgers and Nate Swift in NU's 2,000-yard receiving club.
- Westerkamp's 100-yard receiving game vs. Wyoming was the eighth of his career, tying for the second most in school history.
- Westerkamp (105) and Alonzo Moore (109) each topped 100 receiving yards against Wyoming. That marked only the third time in NU history a pair of wideouts topped 100 receiving yards in the same game.
- Westerkamp has been a part of all three occasions. He and Kenny Bell combined for the feat against FAU in 2014, and Westerkamp and Reilly each topped the century mark against Southern Miss in 2015.
- Westerkamp continues to move up the NU career charts. He is fourth on the NU career receiving yardage list with 2,111 yards, leaving him 578 yards from the No. 1 spot.
- He has 138 career receptions, to rank fourth on Nebraska's all-time list. He is 43 catches from the top spot on the career list.
- Westerkamp's 65 catches in 2015 were second on the NU single-season charts, and were the most receptions ever by a Husker receiver.
- His 918 receiving yards in 2015 were the third-most in school history.
- Westerkamp had a career-high 11 receptions for 118 yards against Southern Miss in 2015. The 11 catches were tied for third on the NU single-game receptions list.

- Westerkamp had a season-high 143 receiving yards against Michigan State, one of four 100-yard games in 2015. The four 100-yard games tied the Nebraska season record, accomplished five times previously.

- Westerkamp has caught a pass in 30 straight games, the third-longest streak in school history and just the eighth time in school history a player has had a streak of at least 20 consecutive games with a catch.

CONSECUTIVE GAMES WITH A RECEPTION

Rk.	Player, Years of Streak	Games
1.	Johnny Rodgers, 1970-72	37
2.	Terrence Nunn, 2004-07	32
3.	Jordan Westerkamp, 2013-pres.	30

- **Note:** A full look at Westerkamp's standings on NU's career charts can be found on page 20 of this release.

REILLY BIG-PLAY LEADER IN HUSKER RECEIVING CORPS

Jordan Westerkamp is joined in the wide receiving corps by fellow senior **Brandon Reilly**, who established himself as one of the nation's top big-play receiving threats in 2015.

Reilly had 40 receptions for 754 yards and four touchdowns in 2015. His biggest touchdown reception was a game-winning score in the final minute against No. 6 Michigan State. He totaled three catches for 87 yards against MSU, with two receptions of at least 30 yards.

- Reilly had eight receptions of at least 30 yards in 2015, the fourth-most in the Big Ten.
- Reilly's average of 18.9 yards per reception ranked first among Big Ten receivers who averaged at least 2.0 catches per game. The 18.9 yard-per-catch average was also the third-best average in NU history for players with at least 40 receptions.
- Reilly's first catch of 2016 was a 38-yarder against Wyoming. He missed both the Fresno State and Oregon games, before snagging a 35-yarder at Northwestern.
- Reilly has 950 career receiving yards, leaving him 50 yards from becoming the 24th Husker with 1,000 career receiving yards.

ZO IN THE ZONE

Not to be forgotten among the Huskers' crew of senior receivers is Alonzo Moore. The Louisiana product has been the Huskers' top receiver through four games, with 12 receptions for 310 yards and two touchdowns.

Moore posted career receiving highs in each of the first two games with 92 yards against Fresno State and 109 yards in the win over Wyoming.

- Moore has posted the three longest catches of his career in September. Moore had a 57-yard TD against Fresno State, a 63-yard TD grab against Wyoming, and a 59-yard catch to set up a touchdown at Northwestern.
- Moore is averaging 25.8 yards on his 12 receptions and ranks fifth in the nation in that category.

Westerkamp, Reilly and Moore are the veteran leaders of the Huskers' deep and talented group of pass catchers.

TOP HUSKER RECEIVERS

Player	Career Catches	Receiving TDs
Jordan Westerkamp, WR	138	17
Brandon Reilly, WR	52	4
Alonzo Moore, WR	52	8
Cethan Carter, TE	49	3
De'Mornay Pierson-El, WR	40	5
Stanley Morgan Jr., WR	35	3

CARTER CLIMBING NEBRASKA TIGHT END CHARTS

Senior **Cethan Carter** gives Nebraska a strong pass-catching weapon from the tight end position. Through four games, Carter has nine catches for 99 yards, including a career-high five catches against Oregon. He had his first TD catch of the season at Northwestern.

- Carter has 49 career receptions, and is one catch from being just the eighth Nebraska tight ends with 50 career receptions.
- Carter is on pace to finish his career second on the NU career receptions list. Kyler Reed is second with 67 career receptions, trailing only Mike McNeill's NU tight end record of 82 career receptions.

Carter caught 24 passes for 329 yards during his junior season and earned honorable-mention All-Big Ten honors. He is on the watch list for the 2016 John Mackey Award.

NEBRASKA CAREER TIGHT END RECEPTIONS

Rk.	Player	Receptions
1.	Mike McNeill, 2007-10	82
2.	Kyler Reed, 2009-12	67
3.	Matt Herian, 2002-06	65
4.	Jerry List, 1970-72	61
5.	Tracey Wistrom, 1998-01	58
6.	Junior Miller, 1977-79	55
7.	Jim McFarland, 1968-69	53
8.	Cethan Carter, 2013-pres.	49

KICKER BROWN CONTINUES FAMILY TRADITION

Place-kicker **Drew Brown** is a leading contender for conference and national honors, including the Lou Groza Award. Brown established himself as one of the nation's top kickers as a sophomore and earned second-team All-Big Ten honors last fall.

Brown made 21-of-27 field goals in 2015, including each of his last 11 field goals. Nine of the 11 field goals in his streak were from at least 40 yards. He is 2-of-2 on field goals in 2016, and his streak of 13 straight made field goals is the third-longest streak in NU history.

- Brown connected on 13 field goals of at least 40 yards in 2015. He was 13-of-17 from beyond 40 yards, including 12-of-14 from 40-49 yards.
- Brown's 13 field goals of at least 40 yards tied for the most nationally among all kickers. Only five kickers had at least 10 field goals of 40 yards or more in 2015.
- In Big Ten games in 2015, Brown connected on 12-of-14 field goals.
- Brown's 21 field goals in 2015 were second on the Nebraska season list.

• Brown was second in the Big Ten at 1.62 field goals per game and ranked 16th nationally in the category. He was third in the Big Ten in scoring at 8.2 points per game.

• Brown scored 107 points as a sophomore after posting a Nebraska freshman-record 101 points in 2014. He is the first player in Nebraska history with 100-point seasons as both a freshman and sophomore.

• Brown has increased his career scoring total to 233 points to rank 10th in NU history.

• Brown made five field goals against Southern Miss in 2015, all in the first half. The five field goals in a half tied an NCAA record. The five field goals were the most ever by a Husker in Lincoln, and tied a Memorial Stadium record held by two opposing kickers.

• The five field goals marked the third time in NU history a kicker had five or more field goals. Dale Klein had an NCAA record seven field goals at Missouri in 1985, and Alex Henery had five field goals at Virginia Tech in 2009.

CONSECUTIVE FG MADE FBS

Rk.	Player, School	Streak
1.	Luke Strelbel, Air Force	15
2.	Tyler Davis, Penn State	14
	Austin Jones, Temple	14
4.	Drew Brown, Nebraska	13
	Daniel Carlson, Auburn	13
6.	Cole Netten, Iowa State	12

MOST SEASON FIELD GOALS IN HUSKER HISTORY

Rk.	Player, Year	FG
1.	Alex Henery, 2009	24
2.	Drew Brown, 2015	21
3.	Brett Maher, 2012	20

MOST FIELD GOALS OF 40 YARDS OR LONGER IN 2015

Rk.	Player, School	FG
1.	Drew Brown, Nebraska*	13
	Joey Slye, Virginia Tech*	13
3.	Taylor Bertolet, Texas A&M	11

*returned for 2016 season

PIERSON-EL ENERGIZES HUSKER RETURN GAME

Junior **De'Mornay Pierson-El** returned to his big-play ways in the punt return game against Oregon. Pierson-El had a 45-yard return in the second quarter to set up a Nebraska touchdown just before halftime.

The play flipped momentum in the game, cutting the Ducks' halftime lead to 20-14, and setting the stage for the Nebraska victory.

- The 45-yard return by Pierson-El marked the 10th return of his career that covered at least 25 yards. Pierson-El had eight returns of 25-plus as a true freshman in 2014, one in an injury-plagued sophomore season and the return against Oregon.
- Pierson-El averaged 17.5 yards per return in 2014, and his 596 return yards topped the nation by nearly 200 yards.

NEBRASKA UNDER RILEY

Overall	10-7
vs. AP Ranked Teams	2-1
vs. AP Top 10 Teams	1-1
vs. Unranked Teams	8-6
vs. Big Ten Teams	4-5
Home	6-4
Road	3-3
Neutral	1-0
In August	0-0
In September	6-2
In October	1-4
In November	2-1
In December	1-0
In January	0-0
When Rushing for 200 or more yards	7-0
When Rushing for 300 or more yards	2-0
When Passing for 200 or more yards	7-5
When Passing for 300 or more yards	4-3
When NU player rushes for 100 yards	4-0
When NU has two 100-yard rushers	0-0
When NU player has 100 yards receiving	3-2
When Opponent has 100 Yd. Rusher	2-4
When Scoring 35 or More Points	8-1
When Holding Opponent to 10 Pts. or less	2-0
When forcing three or more turnovers	3-0
When Nebraska scores first	7-4
When Nebraska leads at halftime	7-2
When Nebraska trails at halftime	2-5
When Nebraska is tied at halftime	1-0
Games decided by 11 points or more	6-0
Games decided by 10 or less	4-7
Games decided by 7 or less	2-5
Games decided by 3 or less	2-4
Overtime games	0-1

2016 TEAM GAME-BY-GAME TURNOVER MARGIN

Game	Turnovers			Takeaways			+/-
	Fumb.	INT	Total	Fumb.	INT	Total	
FS	0	0	0	0	2	2	+2
WYO	0	1	1	1	5	6	+5
ORE	1	0	1	0	0	0	-1
NW	2	0	2	0	2	2	0
ILL							
IND							
PUR							
WIS							
OSU							
MINN							
MARY							
IOWA							

PENALTIES

Game	NU		Opponent	
	Pen.	Yds.	Pen.	Yds.
FS	7	80	4	29
WYO	7	93	5	42
ORE	7	55	13	126
NW	4	60	4	36
ILL				
IND				
PUR				
WIS				
OSU				
MINN				
MARY				
IOWA				

NATIONAL RANKINGS

ASSOCIATED PRESS (SEPT. 25)

Rk.	Team (1st)	Record	Points
1.	Alabama (50)	4-0	1,511
2.	Ohio State (4)	3-0	1,440
3.	Louisville (6)	4-0	1,409
4.	Michigan (1)	4-0	1,292
5.	Clemson	4-0	1,267
6.	Houston	4-0	1,239
7.	Stanford	3-0	1,166
8.	Wisconsin	4-0	1,084
9.	Texas A&M	4-0	1,036
10.	Washington	4-0	986
11.	Tennessee	4-0	909
12.	Florida State	3-1	804
13.	Baylor	4-0	729
14.	Miami	3-0	696
15.	NEBRASKA	4-0	640
16.	Ole Miss	2-2	540
17.	Michigan State	2-1	527
18.	Utah	4-0	493
19.	San Diego State	3-0	304
20.	Arkansas	3-1	241
21.	TCU	3-1	239
22.	Texas	2-1	217
23.	Florida	3-1	176
24.	Boise State	3-0	163
25.	Georgia	3-1	142

USA TODAY COACHES (SEPT. 25)

Rk.	Team (1st)	Record	Points
1.	Alabama (61)	4-0	1,597
2.	Ohio State (2)	3-0	1,506
3.	Clemson (1)	4-0	1,440
4.	Louisville	4-0	1,411
5.	Michigan	4-0	1,333
6.	Stanford	3-0	1,269
7.	Houston	4-0	1,250
8.	Wisconsin	4-0	1,127
9.	Washington	4-0	1,049
10.	Texas A&M	4-0	1,016
11.	Tennessee	4-0	986
12.	Florida State	3-1	843
13.	Baylor	4-0	797
14.	Miami	3-0	664
15.	NEBRASKA	4-0	549
16.	Michigan State	2-1	597
17.	Ole Miss	2-2	558
18.	Utah	4-0	504
19.	TCU	3-1	330
20.	Georgia	3-1	271
21.	Florida	3-1	254
22.	Arkansas	3-1	197
23.	North Carolina	3-1	173
24.	San Diego State	3-0	156
25.	Texas	2-1	142

HUSKERS IN THE 2016 POLLS

Date	AP	C	CFP	Result
Pre.	RV	RV		def. Fresno St., 43-10
9-5	RV	RV		def. Wyoming, 52-17
9-11	RV	RV		def. Oregon, 35-32
9-18	20	20		def. NW, 24-13
9-15	15	15		

BLACKSHIRTS LOOK TO STUFF
THE RUN AGAIN IN 2016

The Nebraska Blackshirt defense entered 2016 with a goal of making big improvements in pass defense and pressuring the quarterback. The Huskers also look to duplicate their 2015 success in stopping the opponent run game.

The Huskers allowed opponents to rush for 109.9 yards per game, second in the Big Ten and ninth nationally. NU has been strong against the run in three of four games, holding three foes to less than 140 rushing yards, including 31 yards by Fresno State.

- Since the start of the 2015 season, Nebraska has limited six opponents to less than 90 rushing yards. NU is 6-0 in those games.
- Nebraska held Southern Miss to 11 rushing yards in 2015, its best run defense effort since Michigan had -17 rushing yards in 2013.
- Nebraska's vastly improved pass defense is allowing 207.3 yards per game. Oregon threw for just 146 yards and did not have a touchdown pass, ending an NCAA record streak of 82 straight games for the Ducks with a passing TD.

GERRY AGAIN SERVING AS LEADER
OF HUSKER SECONDARY

Senior safety **Nathan Gerry** has been a fixture for the Husker defense the past four seasons. Gerry saw action as a true freshman, then started every game in the secondary in 2014 and 2015 and made his mark as one of the top defensive backs in the Big Ten Conference. Gerry is in his second season as a captain in 2016.

In 2015, Gerry was a third-team All-Big Ten choice by the league media, marking the second straight year he earned all-conference accolades. As a sophomore, Gerry garnered second-team all-conference honors.

Gerry made his 2016 season debut against Wyoming in style with two interceptions and a team-high seven tackles. His play earned him Big Ten Defensive Player-of-the-Week honors. He added a team-high nine tackles against Oregon. He had a team-high eight stops, with two tackles for loss and two breakups at Northwestern.

- Gerry's two interceptions against Wyoming marked his first career multiple-TD game. It also pushed his career interceptions total to 11, three shy of the Nebraska career record. The 11 interceptions are tied for third among active FBS players.
- Gerry led Nebraska in interceptions each of the past two seasons with five in 2014 and four in 2015.
- Gerry ranked in the top 10 in the Big Ten in interceptions each of the past two seasons. As a sophomore in 2014, he led the league in interceptions in conference games, with all five picks coming in Big Ten play.
- Gerry has 223 career tackles to rank 21st in school history and fourth all-time among NU defensive backs. He is 31 tackles from the top 10 on the NU career list, and just four tackles from ranking second among defensive backs.

- Gerry led Nebraska in tackles in 2015 with 79 stops and ranked second in 2014 with 88 tackles.

MOST TACKLES AMONG DEFENSIVE BACKS
IN NEBRASKA HISTORY

Rk.	Player, Pos.	Years	Tackles
1.	Mike Brown, Safety	1996-99	287
2.	Daniel Bullocks, Safety	2002-05	226
3.	Larry Asante, Safety	2007-09	224
4.	Nathan Gerry, Safety	2013-pres.	223
5.	Tyrone Byrd, Safety	1989-92	209

NEBRASKA HOPES TO CONTINUE
WINNING ON 'MONEY DOWN'

Coaches regularly preach the importance of winning on third down. Nebraska was effective on the 'money down' on both offense and defense in 2015, and looks to carry that success into this season.

- Nebraska ranked third in the Big Ten in third-down conversions at 44.8 percent in 2015. Defensively, the Huskers were fifth in opponent third-down conversions at 34.0 percent.
- The Huskers ranked 24th nationally in both categories. Nebraska joined Clemson, Michigan and Tennessee as the only schools in the nation to rank in the top 25 in both third-down conversions and opponent third-down conversions.
- In four games in 2016, Nebraska is 25-of-52 on third downs (48 percent), while limiting opponents to 17-of-53 (32 percent).

FOUR SENIORS ELECTED
AS 2016 TEAM CAPTAINS

Four Nebraska seniors were selected by their teammates as 2016 team captains. The four players include two each on offense and defense and come to Nebraska from three states.

2016 NEBRASKA TEAM CAPTAINS

- Josh Banderas, Sr., LB, Lincoln, Neb.
- Nathan Gerry, Sr., S, Sioux Falls, S.D.
- Dylan Utter, Sr., C, Papillion, Neb.
- Jordan Westerkamp, Sr., WR, Lombard, Ill.

CAPTAIN NOTES

- **Jordan Westerkamp** and **Nathan Gerry** are just the ninth and 10th two-time captains in school history.
- Westerkamp's selection marks the fourth straight year a receiver has served as captain.
- **Dylan Utter** and **Josh Banderas** continue a long line of Nebraska natives who have served as Nebraska captains. This marks the 11th straight year a Nebraska native has been named a team captain.
- Utter is the third player in four seasons to become a captain after arriving in the program as a walk-on, joining offensive lineman Spencer Long (2013) and defensive end Jack Gangwish (2015). It also marks the fourth straight year an offensive lineman has been a captain.
- **Nathan Gerry** serving as a captain marks the fourth straight year a defensive back has been a captain. That group includes Gerry in 2015, Corey Cooper and Josh Mitchell in 2014 and Ciente Evans in 2013.

- In addition to four season-long captains, Nebraska will also have a weekly Sam Foltz Honorary captain.
- Fresno State**—Sam Hahn & Alonzo Moore
- Wyoming**—Kieron Williams
- Oregon**—Dedrick Young
- Northwestern**—Sam Cotton

NEBRASKA WALK-ON TRADITION CONTINUES

Mike Riley placed three former walk-ons on scholarship before the start of the season. The members of the group are all Nebraska natives and fifth-year seniors in the Husker program.

WALK-ONS AWARDED SCHOLARSHIPS

- Graham Nabity, FB (Elkhorn, Neb.)
- Logan Rath, DT (Giltner, Neb.)
- Brad Simpson, LB (Ralston, Neb.)

Nabity has played in 29 games in his Nebraska career, primarily on special teams.

Rath is in the mix for playing time at defensive tackle in his senior year. Rath has played in three games at Nebraska.

Simpson is among Nebraska's top special teams performers. He has played in 31 games and has 11 special teams tackles with the Huskers.

Nebraska has a long tradition of relying on its walk-on program to help build the foundation of the program. Six walk-ons have gone on to earn first-team All-America honors for Nebraska, while 13 walk-ons have earned first-team academic All-America recognition.

FOUR TRUE FRESHMEN SEEING ACTION FOR 2016 HUSKERS

Nebraska has four true freshmen who have seen action in non-conference play. Punter **Caleb Lightbourn** has started every game, and the other true freshmen to hit the field include I-back/kickoff returner **Tre Bryant**, cornerback **Lamar Jackson** and safety **JoJo Domann**.

TRUE FRESHMEN PLAYING IN 2016



- Caleb Lightbourn, P, 17 punts, 39.3 average
- Tre Bryant, RB/KOR, 13 carries, 74 yards, TD; 5 KOR returns, 22.6 yard average
- Lamar Jackson, CB, 7 tackles, sack, 2 TFL
- JoJo Domann, S, 3 tackles

RILEY CONTINUES SUCCESS AGAINST RANKED OPPONENTS

Nebraska's victory over Oregon continued Riley's strong history of knocking off ranked teams during his college coaching career.

- Riley-coached teams have 16 wins over ranked teams in his 16 seasons as a college coach, 14 at Oregon State and wins over Michigan State in 2015 and Oregon in 2016.
- Last year's win over No. 6 Michigan State marked the sixth top-10 opponent a Riley-coached team defeated since 2006.

MOST NATIONAL TITLES SINCE 1970

	ALABAMA CRIMSON TIDE	7
	NEBRASKA CORNHUSKERS	5
	MIAMI HURRICANES	5

WINS BY RILEY-COACHED TEAMS vs. TOP 25

Year	Opponent	Result
1998	No. 16 Oregon	W, 44-41 (2ot)
2005	No. 18 California	W, 23-20
2006	No. 3 USC	W, 33-31
2006	No. 24 Hawaii	W, 35-32
2007	No. 2 California	W, 31-28
2007	No. 16 Oregon	W, 38-31 (2ot)
2008	No. 1 USC	W, 27-21
2008	No. 19 Pittsburgh	W, 3-0
2009	No. 23 California	W, 31-14
2010	No. 9 Arizona	W, 29-27
2010	No. 20 USC	W, 36-7
2012	No. 13 Wisconsin	W, 10-7
2012	No. 19 UCLA	W, 27-20
2014	No. 7 Arizona St.	W, 35-27
2015	No. 6 Michigan St.	W, 39-38
2016	No. 22 Oregon	W, 35-32

NU STAFF BRINGS VETERAN PRESENCE TO SIDELINE




Nebraska Head Coach Mike Riley is in his second season in Lincoln. The season also marks Riley's 25th season overall as a head coach. Riley is in his 16th season as a college head coach, including 14 years at Oregon State and two at Nebraska. He also has nine years as a professional head coach, including three years as an NFL head coach.

- Riley picked up his 100th career college coaching win in the season opener. Riley won 93 games in 14 seasons at Oregon State, before coming to Nebraska.
- Riley is in his 42nd overall season in either the college or professional coaching ranks, the second-most of any FBS head coach entering 2016. He trails only Alabama's Nick Saban, who enters his 44th season in coaching in 2016.
- With his 25 years of head coaching experience, Riley ranks second among current FBS head coaches in total years of head coaching experience. Notre Dame's Brian Kelly is in his 27th season in 2016.
- Riley is one of only four FBS head coaches with at least three years of NFL head coaching experience. Three of those four coaches are in the Big Ten, including Riley, Illinois' Lovie Smith and Jim Harbaugh of Michigan.
- Riley posted a win over No. 22 Oregon on Sept. 17, marking the 16th win of his collegiate coaching career over a ranked team. A victory over No. 6 Michigan State last season was Riley's sixth win over a top-10 team.




MOST ALL-TIME VICTORIES

	MICHIGAN WOLVERINES	929
	NOTRE DAME FIGHTING IRISH	893
	TEXAS LONGHORNS	888
	NEBRASKA CORNHUSKERS	884




MOST WINS LAST 60 YEARS

	NEBRASKA CORNHUSKERS	537
	OKLAHOMA SOONERS	526
	OHIO STATE BUCKEYES	517




MOST WINS LAST 50 YEARS

	NEBRASKA CORNHUSKERS	480
	OKLAHOMA SOONERS	456
	OHIO STATE BUCKEYES	453

MOST WINS LAST 40 YEARS

	NEBRASKA CORNHUSKERS	389
	FLORIDA STATE SEMINOLES	375
	OHIO STATE BUCKEYES	370

MOST WINS LAST 30 YEARS

	FLORIDA STATE SEMINOLES	292
	NEBRASKA CORNHUSKERS	290
	OHIO STATE BUCKEYES	280
	FLORIDA GATORS	278

HOME OF THE HUSKERS

Memorial Stadium's history dates back more than 90 years. In the fall of 1922, a drive for \$430,000 in stadium construction funds was undertaken by faculty, students, alumni and friends of the University.

The stadium was named Memorial Stadium to honor all Nebraskans who served in the Civil and Spanish-American Wars; the 751 Nebraskans who died in World War I; the 3,839 in World War II; the 225 in Korea; the 422 in Vietnam; and those in Iraq.

Construction was completed in a few more than 90 working days and Memorial Stadium was dedicated on Oct. 20, 1923, at the Homecoming game in which Nebraska was held to a scoreless tie by Kansas.

The field at Memorial Stadium was named Tom Osborne Field - after the Huskers' legendary Hall-of-Fame coach - in 1998, one year after Osborne's retirement following 25 years and 255 victories as Nebraska's head coach.

TOP 10 HOME CROWDS

Rk.	Date	Opponent	Atten.
1.	Sept. 20, 2014	Miami	91,585
2.	Sept. 14, 2013	UCLA	91,471
3.	Aug. 30, 2014	Fla. Atlantic	91,441
4.	Nov. 29, 2013	Iowa	91,260
5.	Sept. 27, 2014	Illinois	91,225
6.	Nov. 22, 2014	Minnesota	91,186
7.	Aug. 31, 2013	Wyoming	91,185
8.	Nov. 2, 2013	Northwestern	91,140
9.	Nov. 1, 2014	Purdue	91,107
10.	Oct. 25, 2014	Rutgers	91,088

TOP 5 SEASON ATTENDANCE

Rk.	Year	Games	Total	Avg.
1.	2014	7	638,744	91,249
2.	2013	8	727,466	90,933
3.	2015	7	629,986	89,998
4.	2009	7	601,216	85,888
5.	2010	7	599,648	85,648

LONGEST HOME WIN STREAKS

Rk.	Began	Ended	Wins
1.	Oct. 19, 1991	Oct. 31, 1998	47
2.	Sept. 28, 1901	Oct. 20, 1906	33
3.	Nov. 27, 1998	Nov. 2, 2002	26
4.	Sept. 27, 1969	Nov. 23, 1972	23
5.	Oct. 3, 1981	Nov. 17, 1984	21

Note: All streaks at Memorial Stadium, except for the 33-game home winning streak from 1901 to 1906, which occurred prior to Memorial Stadium opening in 1923.



NU RANKS AMONG NATION'S ATTENDANCE LEADERS

Nebraska averaged 89,998 fans for its seven home games at Memorial Stadium in 2015. Nebraska's attendance average ranked 11th in the nation and fourth among Big Ten schools. The 2015 season marked the third straight year Nebraska ranked 11th or higher in average attendance. The Big Ten had seven of the top 24 schools in average home attendance in 2015.

In 2014, Nebraska was 10th in average home attendance with 91,249 fans per game. The average attendance for seven home games was the largest ever at Memorial Stadium, bettering the 2013 mark of 90,933 per game.

NU has ranked in the top 20 nationally in attendance each of the 17 years with available attendance figures.

NCAA RECORD SELLOUT STREAK PASSES 350 GAMES

One of the most remarkable streaks in collegiate sports continues in 2016. Nebraska has sold out every game at Memorial Stadium since Nov. 3, 1962, a streak of 351 consecutive sellouts, 99 more than second-place Notre Dame.

- Nebraska owns a 299-51 (.854) record during the sellout streak.
- Overall attendance during the sellout streak totals 26,620,479.

LONGEST SELLOUT STREAKS IN NCAA HISTORY

Rk.	School	Total
1.	Nebraska	351
2.	Notre Dame	252

HUSKERS OWN BIG ADVANTAGE AT MEMORIAL STADIUM

Nebraska has rewarded the loyalty of its fans with great success at Memorial Stadium.

- Nebraska has won at least six home games in 23 of the past 29 seasons. NU is 165-28 (.855) at home in the last 28 seasons (since 1989).
- Nebraska's most recent perfect home season occurred in 2012. Nebraska is 3-0 at home in 2016.
- The Huskers are 13-7 in Big Ten home games since joining the league in 2011.
- In the past three decades, NU has had three home winning streaks of 20 or more games and overall has posted 41 unbeaten and untied home seasons.
- The Huskers are 534-147-20 (.776, 701 games, 127 years) in Lincoln, and 409-124-13 (.761, 546 games, 93 years) in Memorial Stadium (since 1923).

MOST 9-WIN SEASONS SINCE 1960

N	NEBRASKA CORNHUSKERS	47
	ALABAMA CRIMSON TIDE	34
M	MICHIGAN WOLVERINES	32
	PENN STATE NITTANY LIONS	30

NEBRASKA AMONG NATION'S TOP ALL-TIME PROGRAMS

Nebraska is in its 127th season of college football and owns an 884-368-40 all-time record in 1,292 games (.700). Nebraska is one of 10 programs with 800 all-time victories, ranking fourth with 884 wins.

Since 1970, NU has a 450-127-5 record, for a .777 winning percentage in 582 games.

- Nebraska ranks as the nation's winningest program over the last 40, 50 and 60 years.
- Since Nebraska's first football season in 1890, Husker teams have won 11 or more games 12 times, including seven times since 1993.
- Nebraska has won 12 or more games seven times, including three seasons with 13 wins (1971, 1994, 1997).
- Nebraska has 24 10-win seasons since 1970.
- Nebraska has 49 nine-win seasons in school history, including 41 since 1970 and 47 since Bob Devaney took over the Nebraska program in 1962. No other school in the nation has more than 32 nine-win seasons in that same time.
- NU was the first team in NCAA history to win 100 games in consecutive decades, leading the nation with 103 wins in the 1980s and ranking second with 108 wins in the 1990s.
- Nebraska ranks third in NCAA history with 52 all-time bowl appearances, while the Huskers rank in a tie for seventh with 26 bowl victories.

HUSKERS RANK IN TOP 10 OF ALL-TIME AP RANKING




The Associated Press weekly poll began in 1936 and has been a fixture in college football ever since. This August the AP released an all-time top 100 for the first time, ranking programs over the history 80-year history of the poll.

Nebraska checked in at No. 6 in the all-time rankings and was one of three Big Ten programs in the top seven in the poll. Nebraska has appeared in 65 percent of all polls since 1936 and has been ranked No. 1 in 72 polls.

ASSOCIATED PRESS ALL-TIME TOP 10

Rk.	School	Points
1.	Ohio State	1,112
2.	Oklahoma	1,055
3.	Notre Dame	1,042
4.	Alabama	993
5.	Southern California	974
6.	Nebraska	901
7.	Michigan	894
8.	Texas	822
9.	Florida State	714
10.	Florida	674

ALL-TIME BOWL APPEARANCES

	ALABAMA CRIMSON TIDE	62
	TEXAS LONGHORNS	53
	NEBRASKA CORNHUSKERS	52

- In addition to the lofty rankings in the AP all-time top 10 poll, Nebraska was also recently recognized as a historically elite program by ESPN.com. In a late August article, ESPN.com identified Nebraska as one of eight "Blue Blood" programs in college football history.

NEBRASKA AMONG LEADERS IN AP NATIONAL TITLES

Alabama leads the nation by winning 10 Associated Press national titles since 1936, with Notre Dame (8), Oklahoma (7), Miami (5), USC (5), Nebraska (4) and Minnesota (4) next in line. While the Huskers were awarded the national title by the coaches in 1997, NU finished second to Michigan in the AP poll.

In 1970, Nebraska was awarded the AP national title, but not the coaches (Texas was first, Ohio State second and NU third) as the final poll was released before the bowl games were played. In the coaches poll (since 1950), NU is tied for fourth with Miami and Texas with four titles, behind Alabama (9), Oklahoma (6) and USC (5).

CONFERENCE CROWNS

Nebraska has won 46 football conference championships in school history. The Huskers won 13 conference titles under Tom Osborne and eight under Bob Devaney.

During its 15-year history in the Big 12 Conference, Nebraska won league titles in 1997 and 1999, and also appeared in the Big 12 Championship Game in 1996, 2006, 2009 and 2010. Nebraska was one of just three teams to capture two or more Big 12 titles in the first 15 years of the league, joining Oklahoma and Texas. Nebraska's six Big 12 title game appearances were second only to Oklahoma's eight. NU made its first appearance in the Big Ten Championship Game in 2012.

A HOLIDAY TRADITION

Nebraska participated in its 52nd bowl game in the 2015 Foster Farms Bowl.

Nebraska is one of only five programs with 50 or more bowl appearances, and its 52 bowl appearances are third all-time, trailing only Alabama (62) and Texas (53).

- The Huskers have played in the postseason in 45 of the past 47 seasons.
- Nebraska appeared in an NCAA-record 35 straight bowl games from 1969 to 2003.
- NU owns a 26-26 all-time bowl record, and the 26 bowl victories rank seventh nationally.

#PRO BIG RED

Nebraska has a long-standing tradition of being one of the leading programs in putting players into the National Football League.



A total of 26 former Nebraska players are on NFL rosters as of Sept. 7. The group includes five rookies making their NFL debuts in 2016—defensive tackle Maliek Collins (Dallas), fullback Andy Janovich (Denver), offensive tackle Alex Lewis (Baltimore), nose tackle Vincent Valentine (New England) and offensive lineman Givens Price (Arizona, practice squad).

Janovich got his NFL career off to a strong start with a 28-yard touchdown run in Denver's victory over Carolina. The touchdown run came on the first carry of Janovich's career.

Nebraska's NFL contingent is led by four players who have made Pro Bowl appearances in their career, including Dolphins defensive tackle Ndamukong Suh, Buccaneers linebacker Lavonte David, Ravens punter Sam Koch and Giants kicker Josh Brown.

Nebraska's Will Compton and Niles Paul were two of five Redskin players elected as captains for the 2016 campaign.

Nebraska is the only school in the Common Draft Era (since 1967) to have multiple players taken every year in the NFL Draft. Since 1997, Nebraska ranks second in the Big Ten Conference with 88 NFL draftees.

HUSKERS ON 2016 NFL ROSTERS

- Ameer Abdullah, RB, Detroit Lions (IR)
- Zaire Anderson, LB, Denver Broncos
- Prince Amukamara, CB, Jacksonville Jaguars
- Josh Brown, PK, New York Giants
- Rex Burkhead, RB, Cincinnati Bengals
- Maliek Collins, DT, Dallas Cowboys
- Will Compton, LB, Washington Redskins
- Jared Crick, DE, Denver Broncos
- Lavonte David, LB, Tampa Bay Buccaneers
- Quincy Enunwa, WR, New York Jets
- Randy Gregory, DE, Dallas Cowboys
- Andy Janovich, FB, Denver Broncos
- Stanley Jean-Baptiste, CB, Seattle Seahawks (IR)
- Sam Koch, P, Baltimore Ravens
- Alex Lewis, OL, Baltimore Ravens
- Spencer Long, OG, Washington Redskins
- Niles Paul, TE, Washington Redskins
- Givens Price, OL, Arizona Cardinals (PS)
- Brent Qvale, OT, New York Jets
- Trevor Roach, LB, Cincinnati Bengals
- Mohammed Seisay, CB, Seattle Seahawks (IR)
- Jeremiah Sirles, OL, Minnesota Vikings
- Matt Slauson, OL, San Diego Chargers
- Daimion Stafford, S, Tennessee Titans
- Ndamukong Suh, DT, Miami Dolphins
- Vincent Valentine, NT, New England Patriots

HUSKER HIGHLIGHTS

1

Nebraska football is the only team in any sport in NCAA history to boast 100 athletic All-Americans and 100 academic All-Americans.

2

Nebraska is the only program to have at least two players selected in every NFL Draft of the Common Draft Era (since 1967).

3

Three Huskers have won the Heisman Trophy, all since 1972. Johnny Rodgers won in 1972, Mike Rozier in 1983 and Eric Crouch in 2001.

4

Nebraska ranks fourth in NCAA history with 884 all-time victories. The Huskers are one of only 10 teams with 800 all-time wins.

5

Nebraska has won five national titles: 1970, 1971, 1994, 1995 and 1997. The Huskers have won the second-most national titles of any school in the country since 1970.

9

Nebraska ranks ninth nationally with a total of 23 former players and coaches (17 players, six coaches) who have been enshrined in the College Football Hall of Fame.

23

Nebraska leads the nation with a former Husker on a Super Bowl roster for 23 consecutive years.

46

The Huskers have won 46 conference titles in program history, the most of any school in the country. This includes 33 perfect conference seasons and 27 unbeaten seasons.

52

Nebraska ranks third in NCAA history with 52 all-time bowl appearances. The Huskers are one of only five teams to appear in 50 bowl games.

107

Nebraska football has totaled 107 CoSIDA Academic All-Americans, the most of any team in any sport in NCAA history.

325

Across all sports, the University of Nebraska has totaled a nation-leading 325 CoSIDA Academic All-Americans, 73 more than any other school.

351

Memorial Stadium has been sold out for an NCAA-record 351 consecutive games dating back to Nov. 3, 1962. (includes Illinois)

ROSTER NOTES

- Nebraska has a long history of attracting players from all parts of the United States, and the 2016 roster is no different. Nebraska has players from 27 states and Canada on its 137-player roster.

- The Huskers have 57 homegrown Nebraska players on the 2016 roster.

- The roster includes seven additional states with at least five players. Nebraska has 10 players from California, eight each from Florida, Louisiana, Missouri and Texas, and five each from Colorado and Illinois.

- Nebraska's 2016 signing class featured 21 players from 14 states, including multiple signees from California (4), Nebraska, Colorado and Missouri (2).

ACADEMIC NOTES

- Four Huskers are playing this season as graduate students. **Charles Jackson** (May, 2016), **Alonzo Moore** (August, 2016), **Michael Rose-Ivey** (August, 2016), and **Corey Whitaker** (August, 2016) have all earned their degrees. In addition, punter **Sam Foltz** (May, 2016) had earned his college degree before his passing in July.

- Parrella was an All-Big Eight defensive tackle for Nebraska and played 12 seasons in the NFL, including appearances in three Super Bowls.

- Defensive coordinator Mark Banker did not coach a position in his first year at Nebraska in 2015. This fall, Banker is coaching the Huskers' safeties, allowing Brian Stewart to focus solely on the cornerbacks.

- The Husker full-time coaching staff has numerous ties to the National Football League, led by Coach Riley. The Huskers have also added new faces in support roles with links to the NFL. Former St. Louis Rams General Manager Billy Devaney is the Huskers' Executive Director of Player Personnel and Special Assistant to the Head Coach. Roman Sapolu is in his second season as a graduate assistant with the program and is the son of Jesse Sapolu a member of four World Championship teams with the San Francisco 49ers. Chase Haslett is an offensive assistant in 2016 and is the son of long-time NFL coach Jim Haslett. James Rodgers, who played under Mike Riley at Oregon State, spent time in the NFL with the Atlanta Falcons. Rodgers has joined the program as a personnel assistant.

- Nineteen additional members of the senior class are expected to pick up their undergraduate degrees in December.

- Nebraska posted a football Graduation Success Rate of 85 percent in 2015 to rank second in the Big Ten. Nebraska's GSR is the ninth-best among all FBS schools and third among public schools in the FBS ranks.

- Husker football players have combined for 107 CoSIDA Academic All-America awards. Nebraska football has produced more academic All-Americans than any other sport in NCAA history, while Nebraska leads the nation with 325 academic All-Americans across all sports.

THE ILLINOIS FIGHTING ILLINI AT A GLANCE

- Illinois has lost two straight games following a season-opening 52-3 win over Murray State.
- After scoring nine touchdowns in its first five quarters of the season, Illinois has scored only two touchdowns over its last seven quarters.
- The Illini were 2-6 in Big Ten play last season, including a win over Nebraska in their conference opener.
- Lovie Smith is in his first season as a collegiate coach, after 11 seasons as an NFL head coach.
- Smith led the Chicago Bears to an 81-63 record and three NFC North championships from 2004 to 2012 before guiding the Tampa Bay Buccaneers to an 8-24 record in 2014 and 2015.

THREE ILLINI TO WATCH

QB Wes Lunt

- Is completing 62 percent of his passes, throwing for 665 yards.
- Has tossed six touchdown passes against only one interception.
- Has completed passes to 15 different receivers.

DE Carroll Phillips

- Ranks second on the team with 18 tackles, eight shy of his 2015 total.
- Leads the Illini with 9.0 tackles for loss and 4.0 sacks.
- Leads the nation in TFLs per game and ranks fifth in sacks per game.

WR Malik Turner

- Has recorded 15 catches for 223 yards and three touchdowns through three games this season.
- Is the only Illini receiver with more than seven catches and more than one touchdown reception.
- Had nine catches for 107 yards in last game vs. Western Michigan.

SERIES HISTORY

- Nebraska leads the all-time series, 9-3-1, including 7-1-0 in Lincoln.
- The Huskers are 2-1 vs. the Illini as Big Ten foes.
- Illinois won the last meeting, 14-13 last season, on a touchdown pass from Wes Lunt to Geronimo Allison with 10 seconds remaining.
- Nebraska defeated Illinois 14-0 in Champaign in 1925, marking the only time in Red Grange's career that he was held scoreless in a home game.

ABOUT ILLINOIS FOOTBALL

- Illinois owns an all-time record of 598-568-51.
- The Illini have won five national titles (1914, 1919, 1923, 1927, 1951).
- Illinois has won 15 Big Ten titles, most recently in 2001.
- The Illini have been to 18 bowl games (8-10 record).



ILLINOIS HEAD COACH LOVIE SMITH

- 1st Season
- 1-2 at Illinois
- 1st Collegiate Season
- 1-2 Collegiate Record
- 0-0 vs. Nebraska (career)
- 0-0 vs. Nebraska (at Illinois)

ILLINOIS STATISTICAL LEADERS

RUSHING	ATT.	YDS	YPC	TD
Ke'Shawn Vaughn	40	187	4.7	2
Kendrick Foster	18	175	9.7	2
Reggie Corbin	7	71	10.1	1
Tre Nation	11	59	5.4	0
Chayce Crouch	1	14	14.0	0

PASSING	CMP-ATT-INT	PCT.	YDS	TD
Wes Lunt	61-98-1	62.2	665	6
Chayce Crouch	1-3-0	33.3	2	0

RECEIVING	REC.	YDS	YPC	TD
Malik Turner	15	223	14.9	3
Justin Hardee	7	84	12.0	0
Ke'Shawn Vaughn	7	25	3.6	0
Ainslie Johnson	5	85	17.0	1
Zach Grant	5	47	9.4	0

TACKLES	SOLO	TOTAL	TFL	SACKS
Hardy Nickerson	12	29	3.0	1.0
Carroll Phillips	10	18	9.0	4.0
James Crawford	6	16	0.5	0.0
Taylor Barton	6	14	1.0	0.0
Chris James	7	13	0.5	0.5

PUNTING	NO.	YDS	AVG.	LONG
David Reisner	17	675	39.7	61
Ryan Frain	4	172	34.0	52

FIELD GOALS	MADE	ATT	PCT.	LONG
Chase McLaughlin	2-2	100.0	48	

N	
4-0 (1-0 BIG TEN)	
1 Fresno St. W, 43-10	
2 Wyoming W, 52-17	
3 #22 Oregon W, 35-32	
4 @ Northwestern	
5 Illinois	
6 BYE WEEK	
7 @ Indiana	
8 Purdue	
9 @ Wisconsin	
10 @ Ohio St.	
11 Minnesota	
12 Maryland	
13 @ Iowa	

TOTAL	BIG TEN	NAT.	CATEGORY (PER GAME)	TOTAL	BIG TEN	NAT.
242.0	3rd	21st	Rushing Offense	157.3	12th	88th
243.0	3rd	55th	Passing Offense	222.3	10th	72nd
485.0	4th	30th	Total Offense	379.7	11th	92nd
38.5	5th	38th	Scoring Offense	28.3	11th	76th
158.8	9th	72nd	Rushing Defense	158.0	8th	71st
103.34	3rd	20th	Pass Efficiency Defense	138.58	14th	93rd
207.3	8th	50th	Pass Defense	196.7	7th	40th
366.0	11th	52nd	Total Defense	354.7	7th	41st
18.0	7th	25th	Scoring Defense	28.3	13th	79th
32.0	13th	119th	Net Punting	36.9	8th	76th
14.0	3rd	23rd	Punt Returns	3.6	13th	105th
25.6	3rd	25th	Kickoff Returns	20.4	12th	81st
10	2nd	9th	Turnovers Gained	4	12th	88th
4	7th	26th	Turnovers Lost	3	6th	12th
+1.5	3rd	8th	Turnover Margin	+0.3	8th	47th
2.5	8th	42nd	Sacks	4.3	1st	1st
0.8	4th	14th	Sacks Allowed	2.7	10th	95th
48%	5th	28th	3rd-Down Offense	34%	12th	101st
32%	7th	35th	3rd-Down Defense	28%	5th	18th

I	
1-2 (0-0 BIG TEN)	
1 Murray St. W, 52-3	
2 No. Carolina L, 23-48	
3 Western Mich. L, 10-34	
4 BYE WEEK	
5 @ Nebraska	
6 Purdue	
7 @ Rutgers	
8 @ Michigan	
9 Minnesota	
10 Michigan St.	
11 @ Wisconsin	
12 Iowa	
13 @ Northwestern	

THE MIKE RILEY FILE**HEAD COACHING RECORD**

- Overall: 168-162 (25th season)
- College: 103-87 (16th season)
- Nebraska: 10-7 (Second season)

FAMILY

- Wife: Dee
- Children: Matthew, Kate
- Grandchildren: Elijah Jo

COACHING NUMBERS

- 42 Years of Coaching Experience
- 25 Years as a Head Coach
- 16 Years as a Collegiate Head Coach
- 9 Years as a Professional Head Coach
- 3 Years as an NFL Head Coach
- 17 Years as an Assistant Coach
- 13 Years as a Collegiate Assistant Coach
- 4 Years as a Professional Assistant Coach
- 1 Year as an NFL Assistant Coach

HEAD COACHING EXPERIENCE**NEBRASKA**

- 2015-present (2nd season; 10-7 record)

OREGON STATE

- 2003-14 (12 seasons; 85-66 record)
- 1997-98 (2 seasons; 8-14 record)
- 14 overall seasons; 93-80 record)
- 6-2 record in eight bowl games
- 2008 Pac-10 Coach of the Year

SAN DIEGO CHARGERS

- 1999-2001 (3 seasons; 14-34 record)

SAN ANTONIO RIDERS (WLAFL)

- 1991-92 (2 seasons; 11-9 record)

WINNIPEG BLUE BOMBERS (CFL)

- 1987-90 (4 seasons; 40-32 record)
- 2 Grey Cup Championships (1987, 1990)

ASSISTANT COACH EXPERIENCE**NEW ORLEANS SAINTS**

- Assistant Head Coach (2002)

USC

- Assistant Head Coach/
Offensive Coordinator (1993-96)

NORTHERN COLORADO

- Defensive Coordinator (1986)

WINNIPEG BLUE BOMBERS (CFL)

- Assistant Coach (1983-85)

LINFIELD COLLEGE

- Defensive Coordinator (1977-82)
- NAIA National Championship (1982)

WHITWORTH COLLEGE

- Graduate Assistant (1976)

CALIFORNIA

- Graduate Assistant (1975)

PLAYING EXPERIENCE

- Alabama (CB)
- National Championship (1973)

**N HEAD COACH
MIKE RILEY**

The 2016 season is the second at Nebraska for Mike Riley, who boasts 42 years of coaching experience at the collegiate or professional level, the second-most of any FBS head coach. Riley's 25 years of head coaching experience are also tied for the second most among all FBS head coaches.

OVERALL COACHING EXPERIENCE*

Nick Saban (Alabama)	44 Years
Mike Riley (Nebraska)	42 Years
Bill Snyder (Kansas State)	41 Years
Rocky Long (San Diego State)	41 Years

HEAD COACHING EXPERIENCE

Brian Kelly (Notre Dame)	27 Years
Mike Riley (Nebraska)	25 Years
Bill Snyder (Kansas State)	25 Years
Three Others with	23 Years

PRO HEAD COACHING EXPERIENCE

Lovie Smith (Illinois)	11 Years
Mike Riley (Nebraska)	9 Years
Jim Harbaugh (Michigan)	4 Years
Jim Mora Jr. (UCLA)	4 Years

NFL HEAD COACHING EXPERIENCE

Lovie Smith (Illinois)	11 Years
Jim Harbaugh (Michigan)	4 Years
Jim Mora Jr. (UCLA)	4 Years
Mike Riley (Nebraska)	3 Years

*College and professional experience only

CHAMPIONSHIP PEDIGREE

- Riley is the only head coach in college football to win a professional title as a head coach
- Riley has won championships at the NAIA, NCAA FBS and professional levels.
- Riley was a cornerback on Alabama's 1973 national championship team.
- In 1982, Riley was the defensive coordinator for Linfield College, which went 12-0 and won the NAIA national championship.
- Riley won two Grey Cup titles in his four seasons with the Winnipeg Blue Bombers in the Canadian Football League.
- In his first season as a head coach at any level, Riley led Winnipeg to the 1987 Grey Cup title.
- Riley won his first Grey Cup at the age of 33, making him the third-youngest head coach ever to win a professional title (CFL, NFL, NFL Europe, UFL, USFL, WFL, WLAFL, XFL).
- Since the NFL-AFL merger in 1970, Riley is the youngest head coach to win a championship in any professional league.
- Riley and Hugh Campbell of the Edmonton Eskimos (CFL) are the only two head coaches in the Super Bowl era to win two professional titles before the age of 40.

PROVEN WINNER

- Riley has 103 career college victories, all at Power Five Schools
- Riley won 93 games at Oregon State, making him the winningest coach in Beaver history.
- Riley ended his tenure at OSU ranked 11th in Pac-12 history with 58 conference wins.
- Riley is one of 10 active FBS head coaches with 100 wins at Power Five Schools.
- Riley owns a 7-2 record in bowl games, including a win over UCLA in the 2015 Foster Farms Bowl.
- Riley's .778 bowl winning percentage ranks fifth in NCAA history among coaches who appeared in at least eight bowl games.
- Riley is 1 of 6 coaches in NCAA history to win his first five bowl games.
- Riley is 1 of 12 coaches in NCAA history to win five consecutive bowl games.
- In 16 seasons as a college head coach, Riley has led his teams to 16 wins over ranked opponents, including six wins over top-10 teams and three wins over top-three foes.
- Riley coached two Biletnikoff Award winners at Oregon State, and is the only active FBS coach to have two players win the award.

DEFENSIVE ASSISTANTS



MARK BANKER
DEFENSIVE COORDINATOR/
SAFETIES

- 38 Years of Experience
- 30 Years as Def. Coordinator
- 3 Years of NFL Experience

• Game Day: Field

HIGHLIGHTS

- NU ranked ninth nationally in rush defense in 2015; OSU led nation in that category in 2007
- Top-10 total defense rankings in 2003 & 2007
- Coordinated a San Diego Charger defense to a No. 11 NFL total defense ranking in 2001



TRENT BRAY
LINEBACKERS

- 8 Years of Experience
- 8 Years at Power Five School
- 1 Year Playing in NFL Europe
- Game Day: Field

HIGHLIGHTS

- Helped Nebraska freshman Dedrick Young set an NU record for tackles by a true frosh last season with 61 tackles
- Coached in four bowl games past five years
- Ranks among top 10 tacklers in OSU history



JOHN PARRELLA
DEFENSIVE LINE

- 9 Years of Experience
- 4 Years of College Experience
- 12 Years of Playing in NFL
- Game Day: Field

HIGHLIGHTS

- Helped Chabot JC to a conference title in 2013
- Started the varsity program at Valley Christian High in California and led team to playoffs
- Had all-conference playing career at Nebraska and played 12 seasons in NFL



BRIAN STEWART
CORNERBACKS

- 25 Years of Experience
- 8 Years of NFL Experience
- 7 Years as Def. Coordinator
- Game Day: Press Box

HIGHLIGHTS

- Helped Houston to a 13-1 record in 2011
- Coached 14 Pro Bowlers in eight NFL seasons
- Coordinated Dallas Cowboys defenses that led NFL in sacks in 2007 and 2008

SPECIAL TEAMS COORDINATOR



BRUCE READ
SPECIAL TEAMS COORDINATOR

- 32 Years of Experience
- 13 Years at Power Five School
- 7 Years of NFL Experience
- Game Day: Field

HIGHLIGHTS

- Coached all-conference punter and kicker in first season at Nebraska
- Led Alexis Serna to 2005 Lou Groza Award
- San Diego Chargers special teams ranked in top six in NFL twice in Read's three seasons

OFFENSIVE ASSISTANTS



DANNY LANGSDORF
OFFENSIVE COORDINATOR/
QUARTERBACKS

- 21 Years of Experience
- 13 Years as Off. Coordinator
- 4 Years of NFL Experience

• Game Day: Press Box

HIGHLIGHTS

- Helped Nebraska rank in top three in Big Ten in passing, scoring and total offense in 2015
- Eli Manning career-high completion rate in 2014
- Sean Mannion set Pac-12 career passing record



MIKE CAVANAUGH
OFFENSIVE LINE

- 31 Years of Experience
- 6 Years as Off. Coordinator
- 2 Years of NFL Experience
- Game Day: Field

HIGHLIGHTS

- Coached 24 all-conference linemen in past 11 years
- OSU set a then-Pac-12 passing record in 2013
- Helped Hawaii rank in the top 10 nationally in total offense three times in six seasons



REGGIE DAVIS
RUNNING BACKS

- 13 Years of Experience
- 4 Years of NFL Experience
- 2 Years Playing in NFL
- Game Day: Field

HIGHLIGHTS

- Coached in three NFC Championship Games
- Coached All-Pro TE Vernon Davis for three years
- Helped OSU RB Jacquizz Rodgers become first freshman to be Pac-10 Offensive MVP



KEITH WILLIAMS
WIDE RECEIVERS

- 17 Years of Experience
- 4 Years as Off. Coordinator
- 1 Year Playing in NFL
- Game Day: Field

HIGHLIGHTS

- Eight former wideouts played in NFL in 2015
- NU receivers combined for 192 catches, 23 TD and 2,774 yards in 2015
- Coached San Jose State's Edell Shepherd to school-record 1,500 receiving yards in 2001

ADDITIONAL FOOTBALL STAFF

- **Associate A.D./Football:** Dan Van De Riet
- **Exec. Director Player Personnel:** Billy Devaney
- **Director of Player Personnel:** Ryan Gunderson
- **Offensive GA:** Tavita Thompson (Tight Ends)
- **Offensive GA:** Hardie Buck (Receivers)
- **Offensive GA:** Roman Sapolu (Offensive Line)
- **Defensive GA:** Blair Tushaus (Defensive Line)
- **Head Football Strength Coach:** Mark Philipp
- **Head Football Athletic Trainer:** Mark Mayer
- **Head Equipment Manager:** Jay Terry
- **Director of Video:** Tate Guillotte

HUSKER COACHING NUMBERS

4

Mike Riley is 1 of 4 FBS coaches with at least three seasons of NFL head coaching experience. Riley is 1 of 6 FBS coaches who has been an NFL head coach (UCLA's Jim Mora Jr., Michigan's Jim Harbaugh, Louisville's Bobby Petrino, Alabama's Nick Saban, Illinois' Lovie Smith).

5

Mike Riley ranks fifth in NCAA history with a .778 winning percentage in bowl games. One of only six coaches in NCAA history to win his first five bowl games, Riley is 7-2 in bowl games including a win over UCLA in the 2015 Foster Farms Bowl.

9

Nine coaches boast NFL experience, including Mike Riley as a head coach, Mark Banker and Brian Stewart as defensive coordinators and Bruce Read as a special teams coordinator.

9

Mike Riley owns nine years of experience as a professional head coach, the second-most of any FBS coach. In addition to the NFL, Riley led teams in the Canadian Football League and the World League of American Football, the predecessor to NFL Europe.

25

Mike Riley owns 25 years of head coaching experience at the collegiate or professional level, the second most among FBS head coaches.

33

The NU coaching staff has combined for 33 seasons of coaching experience in the NFL

42

Mike Riley's 42 years of coaching experience at the collegiate or professional level rank second among FBS head coaches. Alabama's Nick Saban (44 years) is the only coach ahead of Riley on that list.

65

Nebraska's 10 full-time coaches have been a part of 65 bowl teams during their collegiate coaching careers.

231

The Husker coaching staff has a combined 231 years of coaching experience at the collegiate or professional level.

NEBRASKA DEPTH CHART-ILLINOIS

OFFENSE

WIDE RECEIVER (Z)

82 Alonzo Moore, 6-2, 195, Sr. **-OR-**
 15 De'Mornay Pierson-El, 5-9, 185, Jr.

LEFT TACKLE

68 Nick Gates, 6-5, 290, So.
 65 Christian Gaylord, 6-6, 300, RFr.

LEFT GUARD

73 Sam Hahn, 6-7, 300, Sr. **-OR-**
 58 Corey Whitaker, 6-5, 295, Sr.

CENTER

66 Dylan Utter, 6-1, 295, Sr.
 79 Michael Decker, 6-4, 285, RFr.

RIGHT GUARD

63 Tanner Farmer, 6-4, 295, So.
 74 Jalin Barnett, 6-4, 310, RFr.
 72 Zach Hannon, 6-5, 315, Jr.

RIGHT TACKLE

77 David Knevel, 6-9, 315, Jr.
 62 Cole Conrad, 6-5, 305, So.
 71 Matt Farniok, 6-6, 300, Fr.

TIGHT END

11 Cethan Carter, 6-4, 240, Sr.
 84 Sam Cotton, 6-5, 250, Sr.
 42 Trey Foster, 6-2, 250, Sr.
 88 Tyler Hoppes, 6-4, 240, Jr.
 89 Connor Ketter, 6-5, 245, Jr.
 85 Matt Snyder, 6-5, 255, RFr.

WIDE RECEIVER (R)

1 Jordan Westerkamp, 6-0, 200, Sr.
 81 Gabe Rahn, 6-1, 195, Jr.

WIDE RECEIVER (X)

87 Brandon Reilly, 6-2, 200, Sr.
 8 Stanley Morgan Jr., 6-1, 200, So.
 83 Bryan Reimers, 6-5, 210, So.

QUARTERBACK

4 Tommy Armstrong Jr., 6-1, 220, Sr.
 17 Ryker Fyfe, 6-3, 215, Sr.
 12 Patrick O'Brien, 6-4, 230, Fr.
 2 Zack Darlington, 6-2, 195, So.

I-BACK

34 Terrell Newby, 5-10, 200, Sr. **-OR-**
 22 Devine Ozigbo, 6-0, 230, So.
 18 Tre Bryant, 5-11, 200, Fr.
 21 Mikale Wilbon, 5-9, 195, So.

FULLBACK

41 Luke McNitt, 6-2, 240, Jr.
 38 Harrison Jordan, 5-10, 230, Jr. **-OR-**
 29 Graham Nabity, 6-1, 210, Sr.

OFFENSIVE CAREER STARTS

Tommy Armstrong Jr., Sr., QB37
 Cethan Carter, Sr., TE29
 Dylan Utter, Sr., C18
 Alonzo Moore, Sr., WR16
 Sam Cotton, Sr., TE15
 Jordan Westerkamp, Sr., WR14
 Nick Gates, So., OT14
 Terrell Newby, Sr., IB11
 De'Mornay Pierson-El, Jr., WR8
 Brandon Reilly, Sr., WR8
 Stanley Morgan Jr., So., WR5
 Tanner Farmer, Soph., OG4
 Sam Hahn, Sr., OG4
 David Knevel, Jr., OT4
 Trey Foster, Sr., TE2
 Devine Ozigbo, Soph., IB1
 Ryker Fyfe, Sr., QB1
 Luke McNitt, Jr., FB1
 Bryan Reimers, Soph., WR1

DEFENSE

DEFENSIVE END

88 Ross Dzuris, 6-3, 255, Sr.
 17 Sedrick King, 6-4, 250, So.
 9 DaiShon Neal, 6-7, 270, RFr.

DEFENSIVE TACKLE

44 Mick Stoltenberg, 6-5, 290, So.
 96 Carlos Davis, 6-2, 295, RFr.
 97 Logan Rath, 6-4, 280, Sr.

DEFENSIVE TACKLE

55 Kevin Maurice, 6-3, 300, Sr.
 94 Khalil Davis, 6-2, 290, RFr.
 99 Peyton Newell, 6-3, 290, So.

DEFENSIVE END

91 Freedom Akinmoladun, 6-4, 255, So.
 45 A.J. Natter, 6-5, 260, Jr.
 22 Alex Davis, 6-5, 255, RFr.

SAM LINEBACKER

3 Marcus Newby, 6-1, 235, Jr.
 15 Michael Rose-Ivey, 6-0, 230, Sr.
 12 Luke Gifford, 6-3, 230, So.

MIKE LINEBACKER

52 Josh Banderas, 6-3, 240, Sr.
 49 Chris Weber, 6-3, 230, Jr.
 43 Tyryn Ferguson, 6-2, 225, So.

WILL LINEBACKER

5 Dedrick Young, 6-1, 220, So.
 7 Mohamed Barry, 6-1, 220, RFr.
 56 Brad Simpson, 6-0, 230, Sr.

CORNERBACK

10 Joshua Kalu, 6-1, 190, Jr.
 1 Lamar Jackson, 6-3, 195, Fr.
 11 Boaz Joseph, 6-1, 190, Jr.

SAFETY

26 Kieron Williams, 6-1, 195, Jr.
 24 Aaron Williams, 5-11, 185, So.
 4 Avery Anderson, 6-0, 185, RFr.

SAFETY

25 Nathan Gerry, 6-2, 220, Sr.
 16 Antonio Reed, 6-2, 220, So.
 13 JoJo Domann, 6-1, 205, Fr.
 36 Reid Karel, 6-3, 205, RFr.

CORNERBACK

8 Chris Jones, 6-0, 185, Jr.
 6 Eric Lee Jr., 6-0, 190, RFr.
 23 Dicaprio Bootle, 5-10, 180, Fr.

DEFENSIVE CAREER STARTS

Nathan Gerry, Sr., S32
 Josh Banderas, Sr., LB22
 Joshua Kalu, Jr., CB19
 Dedrick Young, So., LB15
 Michael Rose-Ivey, Sr., LB11
 Chris Jones, Jr., CB11
 Marcus Newby, Jr., LB8
 Ross Dzuris, Sr., DE8
 Freedom Akinmoladun, So., DE8
 Aaron Williams, So., S6
 Kevin Maurice, Sr., DT5
 Chris Weber, Jr., LB4
 Kieron Williams, Jr., S4
 Carlos Davis, RFr., DT3
 Mick Stoltenberg, Soph., DT1

SPECIAL TEAMS

PLACE-KICKER

34 Drew Brown, 5-11, 195, Jr.
 95 Spencer Lindsay, 5-9, 210, Sr.

PUNTER

35 Caleb Lightbourn, 6-3, 220, Fr.
 98 Isaac Armstrong, 5-11, 195, RFr.

LONG SNAPPER

54 Jordan Ober, 6-1, 205, So.
 92 Chase Urbach, 6-3, 200, RFr.

HOLDER

2 Zack Darlington, 6-2, 195, So.

KICKOFF RETURNER

18 Tre Bryant, 5-11, 200, Fr.
 39 Jordan Nelson, 5-8, 180, Sr.

PUNT RETURNER

15 De'Mornay Pierson-El, 5-9, 185, Jr. **-OR-**
 1 Jordan Westerkamp, 6-0, 200, Sr.

INJURED

67 Jerald Foster, 6-3, 310, So., OG

SPECIAL TEAMS CAREER STARTS

Drew Brown, Jr., PK30
 Jordan Ober, So., LS17
 Caleb Lightbourn, Fr., P4

HUSKER NUMERICAL ROSTER

NO.	NAME	POS.
1	Lamar Jackson	DB
1	Jordan Westerkamp	WR
2	Tony Butler	DB
2	Zack Darlington	WR
3	Lavan Alston Jr.	WR
3	Marcus Newby	LB
4	Avery Anderson	S
4	Tommy Armstrong Jr.	QB
5	Dedrick Young II	LB
6	Eric Lee Jr.	CB
7	Mohamed Barry	LB
8	Chris Jones	CB
8	Stanley Morgan Jr.	WR
9	DaiShon Neal	DE
9	Keyan Williams	WR
10	Joshua Kalu	CB
10	JD Spielman	WR
11	Cethan Carter	TE
11	Boaz Joseph	CB
12	Luke Gifford	LB
12	Patrick O'Brien	QB
13	JoJo Domann	DB
13	Tanner Lee	QB
14	Kyle Kasun	DB
15	De'Mornay Pierson-El	WR
15	Michael Rose-Ivey	LB
16	Antonio Reed	S
17	Ryker Fyfe	QB
17	Sedrick King	DE
18	Tre Bryant	IB
19	Marquel Dismuke	DB
21	Charles Jackson	DB
21	Mikale Wilbon	IB
22	Alex Davis	DE
22	Devine Ozigbo	IB
23	Dicaprio Bootle	DB
23	Austin Rose	IB
24	Sean Lambert	RB
24	Aaron Williams	S
25	Nathan Gerry	S
26	Thomas Connely	LB
26	Brady Pelzer	WR
26	Jamie Sutcliffe	PK
26	Kieron Williams	S
27	Sam Foltz	P
28	Adam Taylor	IB
28	Eli Sullivan	DB
29	Nolan Graham	DB
29	Graham Nabity	FB
30	Quayshon Alexander	LB
30	Bo Kitrell	FB
31	Greg Simmons	LB
31	Conor Young	WR
32	Tanner Hass	RB
32	Pernell Jefferson	LB
33	Christian Bailey	WR
33	Tanner Zlab	DB
34	Drew Brown	PK
34	Terrell Newby	IB
35	Caleb Lightbourn	P/PK
35	Jeremiah Stovall	DB
36	Spencer Jordan	FB
36	Reid Karel	DB
37	Wyatt Mazour	IB
38	Harrison Jordan	FB
39	Donovan McDonald	WR
39	Jordan Nelson	IB
40	Ty Betka	WR
40	Grant Jordan	LB
41	Noah Johnson	IB
41	Luke McNitt	FB
42	Trey Foster	TE
43	Tyrin Ferguson	LB
43	Todd Honas	WR
44	Mitch McCann	FB
44	Mick Stoltenberg	DL

2016 NEBRASKA CORNHUSKER ALPHABETICAL ROSTER

NO.	NAME	POS.	HT.	WT.	YR.	HOMETOWN (HIGH SCHOOL/COLLEGE)
91	* Akinmoladun, Freedom	DE	6-4	255	So.	Grandview, Mo. (Grandview)
30	Alexander, Quayshon	LB	6-3	235	Fr.	Prospect Park, N.J. (De Paul Catholic)
3	Alston Jr., Lavan	WR	6-0	175	RFr.	Oxnard, Calif. (St. Bonaventure)
4	Anderson, Avery	S	6-0	185	RFr.	Surprise, Ariz. (Pine Creek, Colorado Springs, Colo.)
75	Anderson, Fyn	DL	6-3	260	RFr.	Lincoln, Neb. (Southeast)
98	Armstrong, Isaac	P	5-11	195	RFr.	Lincoln, Neb. (Kearney/Southwest)
4	*** Armstrong Jr., Tommy	QB	6-1	220	Sr.	Cibola, Texas (Steele)
33	** Bailey, Christian	WR	6-0	205	Jr.	San Clemente, Calif. (San Clemente)
52	*** Banderas, Josh	LB	6-3	240	Sr.	Lincoln, Neb. (Southwest)
74	Barnett, Jalin	OL	6-4	310	RFr.	Lawton, Okla. (Lawton)
7	Barry, Mohamed	LB	6-1	220	RFr.	Grayson, Ga. (Grayson)
40	Betka, Ty	WR	5-7	165	Sr.	Superior, Neb. (Superior/Drake)
23	Bootle, Dicaprio	DB	5-10	180	Fr.	Miami, Fla. (Southridge)
53	Boryca, Alex	LB	6-2	220	So.	Cozad, Neb. (Cozad)
61	Brokop, Bryan	OL	6-5	275	Fr.	New Lenox, Ill. (Lincoln-Way West)
34	** Brown, Drew	PK	5-11	195	Jr.	Southlake, Texas (Southlake Carroll)
51	Brugmann, Jared	LB	6-2	235	RFr.	Gretna, Neb. (Gretna)
18	Bryant, Tre	IB	5-11	200	Fr.	St. Louis, Mo. (Christian Brothers College)
2	Butler, Tony	DB	6-2	195	Fr.	Lakewood, Ohio (St. Edward)
11	*** Carter, Cethan	TE	6-4	240	Sr.	New Orleans, La. (Archbishop Rummel)
45	Chaffin, Ty	WR	6-5	200	Fr.	Burwell, Neb. (Burwell)
80	Classen, Brett	WR	6-2	205	Jr.	Medina, Minn. (Wayzata/Winona State)
59	Cleveland, Brody	LB	6-2	225	RFr.	Ogallala, Neb. (Ogallala)
26	Connely, Thomas	LB	5-11	220	So.	Kearney, Neb. (Kearney Catholic)
62	Conrad, Cole	OL	6-5	305	So.	Fremont, Neb. (Archbishop Bergan)
84	*** Cotton, Sam	TE	6-5	250	Sr.	Lincoln, Neb. (Southeast)
2	Darlington, Zack	WR	6-2	195	So.	Apopka, Fla. (Apopka)
22	Davis, Alex	DE	6-5	255	RFr.	Riviera Beach, Fla. (Dwyer)
96	Davis, Carlos	DT	6-2	295	RFr.	Blue Springs, Mo. (Blue Springs)
94	Davis, Khalil	DT	6-2	290	RFr.	Blue Springs, Mo. (Blue Springs)
79	Decker, Michael	OL	6-4	285	RFr.	Omaha, Neb. (North)
19	Dismuke, Marquel	DB	6-2	180	Fr.	Compton, Calif. (Calabasas)
13	Domann, JoJo	DB	6-1	205	Fr.	Colorado Springs, Colo. (Pine Creek)
88	* Dzuris, Ross	DE	6-3	255	Sr.	Plattsmouth, Neb. (Plattsmouth)
83	Engelhaupt, David	TE	6-3	230	Fr.	Norfolk, Neb. (Norfolk Catholic)
48	Evans, Erik	DE	6-3	255	Jr.	Waverly, Neb. (Waverly)
63	Farmer, Tanner	OL	6-4	295	So.	Highland, Ill. (Highland)
71	Farniok, Matt	OL	6-6	300	Fr.	Sioux Falls, S.D. (Washington)
43	* Ferguson, Tyrin	LB	6-2	225	So.	New Orleans, La. (Edna Karr)
27	*** Foltz, Sam	P	6-2	205	Sr.	Greeley, Neb. (Grand Island)
67	* Foster, Jerald	OL	6-3	310	So.	Lincoln, Neb. (Southeast)
42	*** Foster, Trey	TE	6-2	250	Sr.	Lincoln, Neb. (Southeast)
17	* Fyfe, Ryker	QB	6-3	215	Sr.	Grand Island, Neb. (Grand Island)
68	* Gates, Nick	OL	6-5	290	So.	Las Vegas, Nev. (Bishop Gorman)
65	Gaylord, Christian	OL	6-6	300	RFr.	Baldwin City, Kan. (Baldwin City)
25	*** Gerry, Nathan	S	6-2	220	Sr.	Sioux Falls, S.D. (Washington)
12	* Gifford, Luke	LB	6-3	230	So.	Lincoln, Neb. (Southeast)
29	Graham, Nolan	DB	5-11	200	So.	Firth, Neb. (Norris)
73	* Hahn, Sam	OL	6-7	300	Sr.	DeWitt, Neb. (Tri-County/North Dakota State)
54	Hamik, Creighton	LB	6-3	210	Fr.	Kearney, Neb. (Kearney Catholic)
72	* Hannon, Zach	OL	6-5	315	Jr.	Kansas City, Mo. (Rockhurst)
32	Hass, Tanner	RB	6-0	195	Fr.	West Point, Neb. (Guardian Angels)
49	Hemphill, Austin	FB	6-0	220	RFr.	Gretna, Neb. (Gretna)
47	Hohenstein, Branden	TE	6-4	205	Fr.	Jackson, Neb. (Bishop Heelan)
43	Honas, Todd	WR	5-11	200	Fr.	Aurora, Neb. (Aurora)
88	Hoppes, Tyler	TE	6-4	240	Jr.	Lincoln, Neb. (Southwest/Wayne State)
21	** Jackson, Charles	DB	5-11	180	Sr.	Spring, Texas (Klein Collins)
1	Jackson, Lamar	DB	6-3	195	Fr.	Elk Grove, Calif. (Franklin)
47	Jarzynka, Matt	DE	6-4	255	So.	Loup City, Neb. (Loup City)
32	Jefferson, Pernell	LB	6-2	225	Fr.	New Orleans, La. (Warren Easton)
50	Johns, Garret	DL	6-0	285	Sr.	Aurora, Neb. (Aurora)
41	Johnson, Noah	IB	6-0	210	RFr.	Sutton, Neb. (Sutton)
76	Johnson Jr., Dwayne	OL	6-6	300	Jr.	Houston, Texas (Bellaire)
8	** Jones, Chris	CB	6-0	185	Jr.	Jacksonville, Fla. (Sandalwood)
40	Jordan, Grant	LB	6-2	205	Fr.	Omaha, Neb. (Westside)
38	** Jordan, Harrison	FB	5-10	230	Jr.	Omaha, Neb. (Westside)
36	Jordan, Spencer	FB	6-2	215	Fr.	Omaha, Neb. (Westside)
11	** Joseph, Boaz	CB	6-1	190	Jr.	Weston, Fla. (Cypress Bay)
10	** Kalu, Joshua	CB	6-1	190	Jr.	Houston, Texas (Alief Taylor)
36	Karel, Reid	DB	6-3	205	RFr.	Seward, Neb. (Seward)
14	Kasun, Kyle	DB	6-0	180	RFr.	Papillion, Neb. (Papillion-La Vista South)
89	Ketter, Connor	TE	6-5	245	Jr.	Norfolk, Neb. (Norfolk Catholic)
17	King, Sedrick	DE	6-4	250	So.	Plant City, Fla. (Plant City)
30	Kitrell, Bo	FB	6-1	225	So.	Ashland, Neb. (Ashland-Greenwood)
59	Kitten, Jake	OL	6-2	290	Fr.	Santee, Calif. (Santana)
77	** Knevel, David	OL	6-9	315	Jr.	Brantford, Ontario, Canada (Pauline S. Johnson Collegiate)
24	Lambert, Sean	RB	6-0	200	Fr.	Fremont, Neb. (Fremont)

6	Lee Jr., Eric	CB	6-0	190	RFr.	Milton, Mass. (Valor Christian, Colo.)
13	Lee, Tanner	QB	6-4	205	Jr.	Destrehan, La. (Jesuit/Tulane)
35	Lightbourn, Caleb	P/PK	6-3	220	Fr.	Washougal, Wash. (Camas)
95	* Lindsay, Spencer	PK	5-9	210	Sr.	Kearney, Neb. (Kearney)
58	Lopez, Joel	DL	6-2	280	Jr.	Saint Charles, Ill. (Burlington Central)
55	*** Maurice, Kevin	DT	6-3	300	Sr.	Orlando, Fla. (Freedom)
37	Mazour, Wyatt	IB	5-9	190	RFr.	Albion, Neb. (Boone Central)
44	McCann, Mitch	FB	6-0	240	Sr.	Omaha, Neb. (Burke)
39	McDonald, Donovan	WR	5-11	175	RFr.	Montclair, N.J. (Fork Union Military Academy/Montclair)
41	* McNitt, Luke	FB	6-2	240	Jr.	Kearney, Neb. (Kearney/Nebraska-Kearney)
98	Miller, Collin	DE	6-3	235	Fr.	Fishers, Ind. (Hamilton Southeastern)
82	*** Moore, Alonzo	WR	6-2	195	Sr.	Winnfield, La. (Winnfield Senior)
8	* Morgan Jr., Stanley	WR	6-1	200	So.	New Orleans, La. (St. Augustine)
29	** Nabity, Graham	FB	6-1	210	Sr.	Omaha, Neb. (Elkhorn)
45	Natter, A.J.	DE	6-5	260	Jr.	Milton, Wis. (Milton)
9	Neal, DaiShon	DE	6-7	270	RFr.	Houston, Texas (Omaha Central)
39	** Nelson, Jordan	IB	5-8	180	Sr.	Omaha, Neb. (Burke)
3	** Newby, Marcus	LB	6-1	235	Jr.	North Potomac, Md. (Quince Orchard)
34	*** Newby, Terrell	IB	5-10	200	Sr.	Los Angeles, Calif. (Chaminade)
99	Newell, Peyton	DT	6-3	290	So.	Hiawatha, Kan. (Hiawatha)
12	O'Brien, Patrick	QB	6-4	230	Fr.	San Juan Capistrano, Calif. (San Juan Hills)
54	* Ober, Jordan	LS	6-1	205	So.	Las Vegas, Nev. (Bishop Gorman)
76	Owen, Dylan	DL	6-5	240	So.	Westchester, N.Y. (Somers/Bridgton Academy)
22	* Ozigbo, Devine	IB	6-0	230	So.	Sachse, Texas (Sachse)
54	Painter, Robby	OL	6-5	300	Sr.	Centennial, Colo. (Grandview)
26	Pelzer, Brady	WR	5-11	185	So.	Bellevue, Neb. (Bellevue East)
15	** Pierson-El, De'Mornay	WR	5-9	185	Jr.	Alexandria, Va. (West Potomac)
81	Rahn, Gabe	WR	6-1	195	Jr.	Le Mars, Iowa (Le Mars)
50	Raridon, John	OL	6-4	275	Fr.	West Des Moines, Iowa (Valley)
97	Rath, Logan	DT	6-4	280	Sr.	Giltner, Neb. (Giltner/South Dakota State)
16	* Reed, Antonio	S	6-2	220	So.	Memphis, Tenn. (Southaven [Miss.])
87	*** Reilly, Brandon	WR	6-2	200	Sr.	Lincoln, Neb. (Southwest)
83	Reimers, Bryan	WR	6-5	210	So.	Lincoln, Neb. (East)
23	Rose, Austin	IB	6-1	225	So.	Lincoln, Neb. (North Star)
15	** Rose-Ivey, Michael	LB	6-0	230	Sr.	Kansas City, Mo. (Rockhurst)
31	Simmons, Greg	LB	6-2	240	Fr.	Fort Pierce, Fla. (Fort Pierce Central)
56	** Simpson, Brad	LB	6-0	230	Sr.	Omaha, Neb. (Ralston)
48	Smith, Ne'Land	WR	6-3	190	Fr.	Blue Springs, Mo. (Blue Springs)
85	Snyder, Matt	TE	6-5	255	RFr.	San Ramon, Calif. (California)
10	Spielman, JD	WR	5-9	180	Fr.	Eden Prairie, Minn. (Eden Prairie)
95	Stille, Ben	DE	6-5	240	Fr.	Ashland, Neb. (Ashland-Greenwood)
86	Stoll, Jack	TE	6-4	235	Fr.	Lone Tree, Colo. (Regis Jesuit)
44	* Stoltenberg, Mick	DL	6-5	290	So.	Gretna, Neb. (Gretna)
35	Stovall, Jeremiah	DB	5-11	175	RFr.	Omaha, Neb. (Creighton Prep)
28	Sullivan, Eli	DB	6-2	190	Fr.	Longmont, Colo. (Longmont)
26	Sutcliffe, Jamie	PK	6-2	190	Sr.	Thousand Oaks, Calif. (Thousand Oaks/Utah/Pierce College)
28	* Taylor, Adam	IB	6-2	210	Jr.	Katy, Texas (Katy)
92	Urbach, Chase	LS	6-3	200	RFr.	Grosse Pointe, Mich. (Grosse Pointe South)
66	** Utter, Dylan	OL	6-1	295	Sr.	Papillion, Neb. (Papillion-La Vista)
49	** Weber, Chris	LB	6-3	230	Jr.	Omaha, Neb. (Elkhorn)
57	Weinmaster, Jacob	LB	6-0	215	RFr.	Loveland, Colo. (Loveland)
1	*** Westerkamp, Jordan	WR	6-0	200	Sr.	Lombard, Ill. (Montini Catholic)
58	* Whitaker, Corey	OL	6-5	295	Sr.	Murrieta, Calif. (Vista Murrieta)
21	* Wilbon, Mikale	IB	5-9	195	So.	Chicago, Ill. (De La Salle Institute)
24	* Williams, Aaron	S	5-11	185	So.	Atlanta, Ga. (Carver)
9	Williams, Keyan	WR	5-10	195	So.	New Orleans, La. (Lusher/Fresno State)
26	** Williams, Kieron	S	6-1	195	Jr.	Shreveport, La. (C.E. Byrd/Air Force Prep)
56	Wilson, Boe	OL	6-3	295	Fr.	Lee's Summit, Mo. (Lee's Summit West)
31	Young, Conor	WR	6-2	170	RFr.	Cozad, Neb. (Cozad)
5	* Young II, Dedrick	LB	6-1	220	So.	Peoria, Ariz. (Centennial)
33	Zlab, Tanner	DB	5-10	195	Sr.	Wilber, Neb. (Wilber-Clatonia)

45	A.J. Natter.....	DE
45	Ty Chaffin.....	WR
47	Branden Hohenstein.....	TE
47	Matt Jarzynka.....	DE
48	Erik Evans.....	DE
48	Ne'Land Smith.....	WR
49	Austin Hemphill.....	FB
49	Chris Weber.....	LB
50	Garret Johns.....	DL
50	John Raridon.....	OL
51	Jared Brugmann.....	LB
52	Josh Banderas.....	LB
53	Alex Boryca.....	LB
54	Creighton Hamik.....	LB
54	Robby Painter.....	OL
54	Jordan Ober.....	LS
55	Kevin Maurice.....	DT
56	Brad Simpson.....	LB
56	Boe Wilson.....	OL
57	Jacob Weinmaster.....	LB
58	Joel Lopez.....	DL
58	Corey Whitaker.....	OL
59	Brody Cleveland.....	LB
59	Jake Kitten.....	OL
61	Bryan Brokop.....	OL
62	Cole Conrad.....	OL
63	Tanner Farmer.....	OL
65	Christian Gaylord.....	OL
66	Dylan Utter.....	OL
67	Jerald Foster.....	OL
68	Nick Gates.....	OL
71	Matt Farniok.....	OL
72	Zach Hannon.....	OL
73	Sam Hahn.....	OL
74	Jalin Barnett.....	OL
75	Fyn Anderson.....	DL
76	Dwayne Johnson Jr.....	OL
76	Dylan Owen.....	DL
77	David Knevel.....	OL
79	Michael Decker.....	OL
80	Brett Classen.....	WR
81	Gabe Rahn.....	WR
82	Alonzo Moore.....	WR
83	David Engelhaupt.....	TE
83	Bryan Reimers.....	WR
84	Sam Cotton.....	TE
85	Matt Snyder.....	TE
86	Jack Stoll.....	TE
87	Brandon Reilly.....	WR
88	Ross Dzuris.....	DE
88	Tyler Hoppes.....	TE
89	Connor Ketter.....	TE
91	Freedom Akinmoladun.....	DE
92	Chase Urbach.....	LS
94	Khalil Davis.....	DT
95	Spencer Lindsay.....	PK
95	Ben Stille.....	DE
96	Carlos Davis.....	DT
97	Logan Rath.....	DT
98	Isaac Armstrong.....	P
98	Collin Miller.....	DE
99	Peyton Newell.....	DT

PRONUNCIATION GUIDE

Freedom Akinmoladun ackin-MOLA-dune
 Quayshon Alexander QUAY-shon
 Lavan Alston Jr. luh-VAN
 Josh Banderas ban-DARE-us
 Alex Boryca burr-ITS-kuh
 Bryan Brokop BRO-kup
 Cethan Carter SEETH-un
 Ty Chaffin CHAY-fin
 Marquel Dismuke mar-KELL dizz-MUKE-ee
 Ross Dzuris duh-ZUHR-iss
 Matt Farniok FAR-nee-ock
 Ryan Freudenburg fried-EN-burg
 Nathan Gerry GARY
 Sam Hahn HAWN
 Todd Honas HO-nuss
 Tyler Hoppes HOP-iss
 Matt Jarzynka Jar-ZINK-uh

Boaz Joseph BOSE
 Joshua Kalu Kuh-loo
 Reid Karel CARE-ull
 Kyle Kasun KAY-sun
 Bo Kitrell KIT-trull
 David Knevel NEV-ull
 Wyatt Mazour MUH-zoo-er
 Graham Nabity NAB-it-tee
 DaiShon Neal DAY-shawn
 Terrell Newby TAIR-ul
 Devine Ozigbo oh-ZIG-bo
 Gabe Rahn RAWN
 Bryan Reimers RHYME-ers
 Jacob Weinmaster WINE-master
 Mikale Wilbon MIK-kale
 Kieron Williams KYE-run
 Dedrick Young DEAD-rik

TRACKING TOMMY

Tommy Armstrong Jr. owns four Nebraska career records - including two marks he's set this season - and he has his sights set on three more records.

NEBRASKA CAREER RECORDS

- PASSING YARDS (7,622)
- TOUCHDOWN PASSES (61)
- 250-YARD PASSING GAMES (13)
- 300-YARD TOTAL OFFENSE GAMES (12)

9

TOTAL TOUCHDOWNS

ERIC CROUCH	90
TOMMY ARMSTRONG JR. (3RD)	81

41

COMPLETIONS

TAYLOR MARTINEZ	575
TOMMY ARMSTRONG JR.	534

1,023

TOTAL OFFENSE

TAYLOR MARTINEZ	10,233
TOMMY ARMSTRONG JR.	9,210

Nationally, Armstrong ranks among the active FBS leaders in several categories, in addition to being the only active FBS player with 7,000 career passing yards and 1,500 career rushing yards.

FBS

ACTIVE PLAYER RANKS

TOTAL TOUCHDOWNS (81)	2ND
TOTAL OFFENSE (9,210)	5TH
TOUCHDOWN PASSES (61)	7TH
PASSING YARDS (7,622)	8TH



INDIVIDUAL NEBRASKA RECORD WATCH



TOMMY ARMSTRONG JR.

SENIOR
QUARTERBACK

NEBRASKA CAREER RECORDS

PASSING YARDS

Rk.	Player, Years	Yards
1.	Tommy Armstrong Jr., 2013-pres.	7,622
2.	Taylor Martinez, 2010-13	7,258
3.	Zac Taylor, 2005-06	5,850

COMPLETIONS

Rk.	Player, Years	Comp.
1.	Taylor Martinez, 2010-13	575
2.	Tommy Armstrong Jr., 2013-pres.	534
3.	Zac Taylor, 2005-06	470

TOUCHDOWN PASSES

Rk.	Player, Years	TDs
1.	Tommy Armstrong Jr., 2013-pres.	61
2.	Taylor Martinez, 2010-13	56
3.	Zac Taylor, 2005-06	45

RUSHING YARDS BY A QUARTERBACK

Rk.	Player, Years	Yards
1.	Eric Crouch, 1998-2001	3,434
2.	Taylor Martinez, 2010-13	2,975
3.	Jammal Lord, 2000-03	2,573
4.	Steve Taylor, 1985-88	2,125
5.	Tommie Frazier, 1992-95	1,955
6.	Tommy Armstrong Jr., 2013-pres.	1,588
7.	Scott Frost, 1996-97	1,533
8.	Turner Gill, 1980-83	1,317

TOTAL OFFENSE

Rk.	Player, Years	Yards
1.	Taylor Martinez, 2010-13	10,233
2.	Tommy Armstrong Jr., 2013-pres.	9,210
3.	Eric Crouch, 1998-2001	7,915

TOTAL TOUCHDOWNS

Rk.	Player, Years	TDs
1.	Eric Crouch, 1998-2001	90
2.	Taylor Martinez, 2010-13	87
3.	Tommy Armstrong Jr., 2013-pres.	81
4.	Tommie Frazier, 1992-95	79

250-YARD PASSING GAMES

Rk.	Player, Years	Games
1.	Tommy Armstrong Jr., 2013-pres.	13
2.	Joe Ganz, 2005-08	11
3.	Zac Taylor, 2005-06	8

300-YARD TOTAL OFFENSE GAMES

Rk.	Player, Years	Games
1.	Tommy Armstrong Jr., 2013-pres.	12
2.	Joe Ganz, 2005-08	9
	Taylor Martinez, 2010-13	9

QUARTERBACK STARTS

Rk.	Player, Years	Starts
1.	Taylor Martinez, 2010-13	43
2.	Eric Crouch, 1998-2001	38
3.	Tommy Armstrong Jr., 2013-pres.	37



DREW BROWN

JUNIOR
PLACE-KICKER

NEBRASKA CAREER RECORDS

FIELD GOALS

Rk.	Player, Years	FGs
1.	Alex Henery, 2007-10	68
2.	Kris Brown, 1995-98	57
3.	Josh Brown, 1999-2002	43
4.	Brett Maher, 2009-12	39
5.	Drew Brown, 2014-pres.	37

SCORING

Rk.	Player, Pos., Years	Points
1.	Alex Henery, PK, 2007-10	397
--		
8.	Johnny Rodgers, WR, 1970-72	264
9.	Calvin Jones, IB, 1991-93	252
10.	Drew Brown, PK, 2014-pres.	233

CONSECUTIVE FIELD GOALS MADE

Rk.	Player, Year(s)	FGs
1.	Alex Henery, 2009-10	18
2.	Kris Brown, 1997-98	17
3.	Drew Brown, PK, 2015-pres.	13*

*active streak



NATHAN GERRY

SENIOR
SAFETY

NEBRASKA CAREER RECORD

INTERCEPTIONS

Rk.	Player, Pos., Years	INTs
1.	Dana Stephenson, RCB, 1967-69	14
2.	Josh Bullocks, FS, 2002-04	13
3.	Bret Clark, S, 1982-84	12
4.	Fabian Washington, CB, 2002-04	11
	Ralph Brown, RCB, 1996-99	11
	Tyrone Byrd, FS, 1989-92	11
	Larry Wachholtz, S, 1964-66	11
	Tom Novak, LB, 1946-49	11
	Nathan Gerry, S, 2013-pres.	11
10.	Joe Blahak, LCB, 1970-72	10
	Bill Kosch, S, 1969-71	10

TACKLES BY A DEFENSIVE BACK

Rk.	Player, Pos., Years	Tackles
1.	Mike Brown, S, 1996-99	287
2.	Daniel Bullocks, S, 2002-05	226
3.	Larry Asante, S, 2007-09	224
4.	Nathan Gerry, S, 2013-pres.	223
5.	Tyrone Byrd, S, 1989-92	209



JORDAN WESTERKAMP

SENIOR
WIDE RECEIVER

NEBRASKA CAREER RECORDS

RECEPTIONS

Rk.	Player, Pos., Years	Receptions
1.	Kenny Bell, WR, 2011-14	181
2.	Nate Swift, WR, 2005-08	166
3.	Johnny Rodgers, WB, 1970-72	143
4.	Jordan Westerkamp, WR, 2013-pres.	138
5.	Terrence Nunn, WR, 2004-07	136
6.	Marlon Lucky, IB, 2005-08	135

RECEIVING YARDS

Rk.	Player, Pos., Years	Yards
1.	Kenny Bell, 2011-14	2,689
2.	Johnny Rodgers, 1970-72	2,479
3.	Nate Swift, 2005-08	2,476
4.	Jordan Westerkamp, 2013-pres.	2,111

TOUCHDOWN RECEPTIONS

Rk.	Player, Pos., Year	TDs
1.	Johnny Rodgers, WB, 1970-72	25
2.	Nate Swift, WR, 2005-08	22
3.	Kenny Bell, WR, 2011-14	21
4.	Jordan Westerkamp, WR, 2013-pres.	17
5.	Maurice Purify, WR, 2006-07	16
6.	Jon Bostick, SE, 1989-91	15
	Quincy Enunwa, WR, 2010-13	15
8.	Todd Millikan, TE, 1985-88	14
	Bobby Thomas, SE, 1974-76	14

100-YARD RECEIVING GAMES

Rk.	Player, Pos., Years	Games
1.	Johnny Rodgers, WB, 1970-72	10
2.	Nate Swift, WR, 2005-08	8
	Jordan Westerkamp, WR, 2013-pres.	8*

*Most by a Husker prior to his senior season

CONSECUTIVE GAMES WITH CATCH

Rk.	Player, Pos., Years	Games
1.	Johnny Rodgers, WB, 1970-72	37
2.	Terrence Nunn, WR, 2004-07	32
3.	Jordan Westerkamp, WR, 2013-pres.	30*
4.	Kenny Bell, WR, 2012-14	28

*active streak



#1 LAMAR JACKSON • Fr. • DB

 ELK GROVE, CALIF.
FRANKLIN HS


CAREER STATS

		-----Tackles-----					Fum.				QB
Year	G/S	UT	AT	TT	TFL	Sacks	C-R	BK	PBU	INT	Hry.
2016	4/0	6	1	7	2-14	1.0-11	0-0	0	0	0	0
Totals	4/0	6	1	7	2-14	1.0-11	0-0	0	0	0	0

2016 SEASON NOTES

2016 SINGLE-GAME HIGHS

- » Tackles - 5 vs. Fresno State
- » Tackles for Loss - 2 vs. Fresno State
- » Tackles for Loss - 1.0 vs. Fresno State
- » Pass Breakups - 0
- » Interceptions - 0



#1 JORDAN WESTERKAMP • Sr. • WR

 LOMBARD, ILL.
MONTINI CATHOLIC HS

CAREER RECEIVING STATS

Year	G/S	No.	Yds.	Y/R	Y/G	Long	TDs
2012						Redshirt	
2013	13/1	20	283	14.1	23.6	49 vs. Northwestern	1
2014	13/9	44	747	17.0	57.5	70 at Fresno State	5
2015	13/4	65	918	14.1	70.6	38 vs. Michigan St.	7
2016	4/0	9	163	18.1	40.8	55 vs. Wyoming	4
Totals	43/14	138	2,111	15.3	49.1	70 at Fresno State	17

CAREER HONORS

- » 2015, 2016 Team Captain
- » First-Team All-Big Ten (Phil Steele, 2015)
- » Second-Team All-Big Ten (Coaches, Media, AP, 2015)
- » Academic All-Big Ten (2013, 2014)
- » Big Ten All-Freshman Team (BTN, 2013)
- » Big Ten Freshman of the Week (vs. Northwestern, 2013)
- » Four-Time Nebraska Scholar-Athlete Honor Roll
- » ESPN College Football Play of the Year (Reception vs. Florida Atlantic, 2014)
- » Sports Science Newton Award for Outstanding Reaction (2015)
- » Brook Berringer Citizenship Team (2015, 2016)
- » Tom Osborne Citizenship Team (2015, 2016)

CAREER SINGLE-GAME HIGHS

- » Receptions - 11 vs. Southern Miss (2015)
- » Receiving Yards - 158 at Michigan State (2014)
- » Touchdowns - 2 vs. Wyoming, vs. Oregon (2016)

2016 SINGLE-GAME HIGHS

- » Receptions - 4 vs. Wyoming
- » Receiving Yards - 105 vs. Wyoming
- » Touchdowns - 2 vs. Wyoming, vs. Oregon

2016 SEASON NOTES

- » Fourth player in NU history with 2,000 career receiving yards, joined Kenny Bell (2,689), Johnny Rodgers (2,479), and Nate Swift (2,476) in the 2,000-yard club.
- » Has caught at least one pass in 30 straight games, the third-longest streak in NU history.
- » His 138 career receptions rank fourth on the Nebraska career receptions list.
- » Topped the century mark in receiving yards for the eighth time in his career with 105 yards against Wyoming.
- » Had touchdown receptions of 22 and three yards in the first half against Oregon giving him 17 career touchdown receptions. The 17 TD receptions are fourth in school history.
- » Had a 10-yard touchdown run in the third quarter at Northwestern, marking his first career rushing touchdown. Had two career carries for 16 yards prior to the touchdown run.

2016 GAME-BY-GAME

Opponent	Rec.	Yds	TD	Lg
Fresno State	1	6	0	6
Wyoming	4	105	2	55
Oregon	3	39	2	22
at Northwestern	1	13	0	13
Illinois				
at Indiana				
Purdue				
at Wisconsin				
at Ohio State				
Minnesota				
Maryland				
at Iowa				
Totals	9	163	4	55



#3 MARCUS NEWBY • Jr. • LB

 NORTH POTOMAC, MD.
QUINCE ORCHARD HS

CAREER STATS

		-----Tackles-----					Fum.				QB
Year	G/S	UT	AT	TT	TFL	Sacks	C-R	BK	PBU	INT	Hry.
2013											
2014											
2015	9/0	1	2	3	1-9	1.0-9	0-0	0	0	0	2
2016	10/6	17	17	34	5-13	1.0-8	0-0	0	0	0	2
2016	4/2	3	7	10	0-0	0.0-0	0-0	0	0	0	1
Totals	23/8	21	26	47	6-22	2.0-17	0-0	0	0	0	5

CAREER HONORS

- » Nebraska Scholar-Athlete Honor Roll (Spring, 2015)
- » NU Record for Most PBU by a Linebacker (4 vs. Wisconsin, 2015)
- » Brook Berringer Citizenship Team (2015)
- » Tom Osborne Citizenship Team (2015)

2016 SEASON NOTES

CAREER SINGLE-GAME HIGHS

- » Tackles - 8 vs. Michigan State (2015)
- » Tackles for Loss - 1, six times
- » Sacks - 1.0 at Fresno State (2014), at Rutgers (2015)

2016 SINGLE-GAME HIGHS

- » Tackles - 4 vs. Wyoming
- » Tackles for Loss - 0
- » Sacks - 0

2016 GAME-BY-GAME

	--Tackles--		-Sacks-				
Opponent	UT-AT-TT	TFL-Yds	No-Yds	FF-FR-Yds	Int-Yds	PBU	QBH
Fresno State	1-2-3	0-0	0.0-0	0-0-0	0-0	0	1
Wyoming	1-3-4	0-0	0.0-0	0-0-0	0-0	0	0
Oregon	1-2-3	0-0	0.0-0	0-0-0	0-0	0	0
at Northwestern	0-0-0	0-0	0.0-0	0-0-0	0-0	0	0
Illinois							
at Indiana							
Purdue							
at Wisconsin							
at Ohio State							
Minnesota							
Maryland							
at Iowa							
Totals	3-7-10	0-0	0.0-0	0-0-0	0-0	0	1

#4 **TOMMY ARMSTRONG JR. • Sr. • QB**CIBOLO, TEXAS
STEELE HS**CAREER STATS****Passing**

Year	G/GS	Comp-Att-Int	Pct.	Yds.	Y/G	LP	TD	Eff.R.
2012								
2013	9/8	68-131-8	51.9	966	107.3	99	9	124.31
2014	13/13	184-345-12	53.3	2,695	207.3	73	22	133.04
2015	12/12	222-402-16	55.2	3,030	252.5	55	22	128.64
2016	4/4	60-106-1	56.6	931	232.8	63	8	153.40
Totals	38/37	534-984-37	54.3	7,622	200.6	99	61	132.27

Rushing

Year	G/S	Att.	Gain	Loss	Net	Y/A	Y/G	Long	TDs
2012									
2013	9/8	67	277	75	202	3.0	22.4	24 vs. Georgia	2
2014	13/13	145	842	137	705	4.9	54.2	42 vs. McNeese St.	6
2015	12/12	98	563	163	400	4.1	37.6	32 at Illinois	7
2016	4/4	52	320	39	281	5.4	70.3	37 at Northwestern	4
Totals	38/37	362	2,002	413	1,588	4.4	41.8	42 vs. McNeese St.	19

CAREER HONORS

- » 2015 Team Captain
- » Big Ten Player of the Week (vs. Michigan St, 2015; vs. Southern Miss, 2015; at Northwestern, 2016)
- » Rose Bowl Big Ten Player of the Week (Fresno State, 2016)
- » Foster Farms Bowl Offensive MVP (2015 vs. UCLA)
- » Honorable-Mention Big Ten All-Freshman Team (BTN, 2013)
- » Big Ten Freshman of the Week (vs. Michigan, 2013)
- » Nebraska Scholar-Athlete Honor Roll (Fall, 2012)
- » Brook Berringer Citizenship Team (2016)
- » Tom Osborne Citizenship Team (2016)

NEBRASKA RECORDS

- » Career 250-Yard Passing Games (13)
- » Career 300-Yard Passing Games (11)
- » Season 250-Yard Passing Games (tied record, 8 in 2015)
- » Season 300-Yard Passing Games (tied record, 6 in 2015)
- » Junior Class Passing Yards (3,030 in 2015)
- » Sophomore Class Passing Yards (2,695 in 2014)
- » Sophomore Class Passing TDs (22 in 2014)
- » Sophomore Class Total Offense (3,400 in 2014)
- » Bowl Game Passing Yards (381 vs. USC in 2014 Holiday Bowl)
- » Bowl Game Passing Completions (32 vs. USC in 2014 Holiday Bowl)
- » Bowl Game Passing Attempts (51 vs. USC in 2014 Holiday Bowl)
- » Bowl Game Passing TDs (3 vs. USC in 2014 Holiday Bowl)
- » Bowl Game Total Offense (422 vs. USC in 2014 Holiday Bowl)
- » Longest Pass in NU History and NCAA Bowl History (99 yards vs. Georgia, 2014 Gator Bowl)

2016 GAME-BY-GAME

Opponent	----- Passing -----					----- Rushing -----			
	Comp-Att-Int	Yds	TD	Lg		No.	Yds	TD	Lg
Fresno State	5-10-0	108	1	57		11	42	2	9
Wyoming	20-34-1	377	3	63		12	12	1	11
Oregon	17-33-0	200	3	22		16	95	1	34
at Northwestern	18-29-0	246	1	59		13	132	0	37
Illinois									
at Indiana									
Purdue									
at Wisconsin									
at Ohio State									
Minnesota									
Maryland									
at Iowa									
Totals	60-106-1	931	8	63		52	281	4	37

CAREER SINGLE-GAME HIGHS**Passing**

- » Attempts – 51 vs. USC (2014 Holiday Bowl)
- » Completions – 32 vs. USC (2014 Holiday Bowl)
- » Yards – 381 vs. USC (2014 Holiday Bowl)
- » Touchdowns – 4 at Iowa (2014), at Miami (2015)

Rushing

- » Rushes – 20 at Wisconsin (2014)
- » Yards – 132 at Northwestern (2016)
- » Touchdowns – 2 vs. Michigan State (2015), vs. Fresno State (2016)
- » Long Rush – 42 yards vs. McNeese State (2014)
- » Total Offense – 431 vs. Southern Miss (2015)

2016 SINGLE-GAME HIGHS**Passing**

- » Attempts – 34 vs. Wyoming
- » Completions – 20 vs. Wyoming
- » Yards – 377 vs. Wyoming
- » Touchdowns – 3 vs. Wyoming, vs. Oregon

Rushing

- » Rushes – 16 vs. Oregon
- » Yards – 132 at Northwestern
- » Touchdowns – 2 vs. Fresno State
- » Long Rush – 37 at Northwestern
- » Total Offense – 389 vs. Wyoming

2016 SEASON NOTES

- » Against Fresno State, became the second player in school history to surpass 8,000 career total offense yards, joining Taylor Martinez. Has 9,210 yards of total offense in his career, second at Nebraska behind Martinez's 10,233 career total offensive yards.
- » Threw for 200 yards against Oregon, increased his career passing total to 7,376 yards, setting a Nebraska record for career passing yards. The previous record was 7,258 yards by Taylor Martinez. Enters Saturday with 7,622 career passing yards.
- » Rushed for a career-high 132 yards at Northwestern, bettering his 131 rushing yards vs. McNeese State in 2014. Marked his second career 100-yard rushing game.
- » With his 132 rushing yards at Northwestern, increased his career rushing total to 1,558. He is the seventh Nebraska quarterback with 1,500 career rushing yards.
- » Topped 300 yards of total offense for the 12th time in his career at Northwestern, continuing to extend his own Nebraska record.
- » Has 534 career completions, second only to Martinez who had 575.
- » Had one touchdown passes at Northwestern, increasing his career TD pass total to 61, building on his NU school record.

#5 **DEDRICK YOUNG • So. • LB**PEORIA, ARIZ.
CENTENNIAL HS**CAREER STATS**

Year	G/S	-----Tackles-----					Fum.		QB		
		UT	AT	TT	TFL	Sacks	C-R	BK	PBU	INT	Hry.
2015	12/11	25	36	61	5-8	0.0-0	0-0	0	3	0	2
2016	4/4	15	6	21	1-1	0.0-0	1-0	0	1	0	2
Totals	16/15	40	42	82	6-9	0.0-0	1-0	0	4	0	4

2016 GAME-BY-GAME

Opponent	--Tackles--		-Sacks-		FF-FR-Yds	Int-Yds	PBU	QBH
	UT-AT-TT	TFL-Yds	No-Yds					
Fresno State	5-1-6	0-0	0.0-0		0-0-0	0-0	0	1
Wyoming	2-2-4	0-0	0.0-0		1-0-0	0-0	0	1
Oregon	2-2-4	0-0	0.0-0		0-0-0	0-0	0	0
at Northwestern	6-1-7	1-1	0.0-0		0-0-0	0-0	0	1
Illinois								
at Indiana								
Purdue								
at Wisconsin								
at Ohio State								
Minnesota								
Maryland								
at Iowa								
Totals	15-6-21	1-1	0.0-0		1-0-0	0-0	0	2

CAREER HONORS

- » Big Ten All-Freshman Team (BTN.com, ESPN.com)
- » Nebraska Newcomer of the Year Award (2015)
- » NU Record for Most Tackles by a True Freshman (61, 2015)
- » Nebraska Scholar-Athlete Honor Roll (Spring, 2015)
- » Brook Berringer Citizenship Team (2016)
- » Tom Osborne Citizenship Team (2016)

2016 SEASON NOTES

- »

CAREER SINGLE-GAME HIGHS

- » Tackles - 11 at Illinois
- » Tackles for Loss – 2 at Illinois, at Rutgers
- » Sacks – 0

2016 SINGLE-GAME HIGHS

- » Tackles - 7 at Northwestern
- » Tackles for Loss – 1 at Northwestern
- » Sacks – 0



#8 CHRIS JONES • Jr. • DB

 JACKSONVILLE, FLA.
SANDALWOOD HS

CAREER STATS

Year	G/S	(-----Tackles-----)					Fum.		PBU	INT	QB Hry.
		UT	AT	TT	TFL	Sacks	C-R	BK			
2014	12/0	5	2	7	0	0.0-0	0-1	0	0	0	0
2015	13/7	21	4	25	2-7	1.0-5	0-0	0	5	2	0
2016	4/4	10	1	11	2-3	1.0-2	0-0	1	4	2	0
Totals	29/11	36	7	43	4-10	2.0-7	0-1	1	9	4	0

CAREER HONORS

- » Academic All-Big Ten (2015)
- » Nebraska Scholar-Athlete Honor Roll (Fall 2015; Spring 2015)

2016 SEASON NOTES

- » Interception in each of the first two games of 2016
- » Career-high six tackles against Oregon, previous high was three.
- » Career-high two TFLs, career-high two break-ups and second career sack at Northwestern.

CAREER SINGLE-GAME HIGHS

- » Tackles - 6 vs. Oregon (2016)
- » Interceptions – 1, four times
- » Pass Breakups – 2 at Northwestern
- » Tackles for Loss – 2 at Northwestern
- » Sacks – 1.0-5 vs. Southern Miss (2015); 1.0-2 at Northwestern (2016)

2016 SINGLE-GAME HIGHS

- » Tackles - 6 vs. Oregon
- » Interceptions – 1 vs. Fresno State, vs. Wyoming
- » Pass Breakups – 2 at Northwestern
- » Tackles for Loss – 2 at Northwestern
- » Sacks: 1.0-2 at Northwestern

2016 GAME-BY-GAME

	--Tackles--		-Sacks-				
Opponent	UT-AT-TT	TFL-Yds	No-Yds	FF-FR-Yds	Int-Yds	PBU	QBH
Fresno State	1-0-1	0-0	0.0-0	0-0-0	1-0	1	0
Wyoming	1-0-1	0-0	0.0-0	0-0-0	1-27	0	0
Oregon	5-1-6	0-0	0.0-0	0-0-0	0-0	1	0
at Northwestern	3-0-3	2-3	1.0-2	0-0-0	0-0	2	0
Illinois							
at Indiana							
Purdue							
at Wisconsin							
at Ohio State							
Minnesota							
Maryland							
at Iowa							
Totals	10-1-11	2-3	1.0-2	0-0-0	2-27	4	0



#8 STANLEY MORGAN JR. • So. • WR

 NEW ORLEANS, LA.
ST. AUGUSTINE HS

CAREER STATS

Year	G/S	No.	Yds.	Y/R	Y/G	Long	TDs
2015	13/3	25	304	12.2	23.4	33 at Miami	2
2016	4/2	10	96	9.6	24.0	20 vs. Oregon	0
Totals	17/5	35	400	11.4	23.5	33 at Miami	2

CAREER HONORS

- » BTN.com All-Freshman Team (2015)
- » Nebraska Newcomer of the Year (2015)

2016 GAME-BY-GAME

Opponent	Rec.	Yds	TD	Lg
Fresno State	1	11	0	11
Wyoming	2	17	0	9
Oregon	3	35	0	20
at Northwestern	4	33	0	10
Illinois				
at Indiana				
Purdue				
at Wisconsin				
at Ohio State				
Minnesota				
Maryland				
at Iowa				
Totals	10	96	0	20

CAREER SINGLE-GAME HIGHS

- » Receptions - 4 at Miami (2015), at Northwestern (2016)
- » Receiving Yards – 78 at Miami (2015)
- » Touchdowns – 1, three times

2016 SINGLE-GAME HIGHS

- » Receptions - 4 at Northwestern
- » Receiving Yards – 35 vs. Oregon
- » Touchdowns – 0

2016 SEASON NOTES

- » Matched a career high with four receptions at Northwestern.



#10 JOSHUA KALU • Jr. • CB

 HOUSTON, TEXAS
ALIEF TAYLOR HS

CAREER STATS

Year	G/S	(-----Tackles-----)					Fum.		PBU	INT	QB Hry.
		UT	AT	TT	TFL	Sacks	C-R	BK			
2014	13/2	20	7	27	1-1	0.0-0	2-1	0	3	1	1
2015	13/13	51	24	75	5-27	1.0-8	0-0	1	7	3	1
2016	4/4	13	5	18	1-6	1.0-6	0-0	0	2	1	2
Totals	30/19	84	36	120	7-34	2.0-14	2-1	1	12	5	4

CAREER HONORS

- » Lott IMPACT Trophy Watch List (2016)
- » Honorable-Mention All-Big Ten (Coaches, 2015)
- » Academic All-Big Ten (2015)
- » Nebraska Scholar-Athlete Honor Roll (Spring, 2015)
- » Brook Berringer Citizenship Team (2015, 2016)
- » Tom Osborne Citizenship Team (2015, 2016)

2016 SEASON NOTES

- » Had a six-yard sack against Fresno State, marking his second career sack.
- » Recorded first interception of 2016 at Northwestern, the fifth of his career.

CAREER SINGLE-GAME HIGHS

- » Tackles – 9 vs. BYU (2015), vs. Wisconsin (2015)
- » Tackles for Loss – 2 vs. BYU (2015)
- » Pass Breakups – 4 vs. Wisconsin (2015)
- » Interceptions – 1, five times
- » Long Interception Return – 41 yds. (TD) at Minnesota (2015)

2016 SINGLE-GAME HIGHS

- » Tackles - 7 vs. Fresno State, at Northwestern
- » Tackles for Loss – 1 vs. Fresno State
- » Pass Breakups – 1 vs. Fresno State, vs. Wyoming
- » Interceptions – 1 at Northwestern

2016 GAME-BY-GAME

	--Tackles--		-Sacks-				
Opponent	UT-AT-TT	TFL-Yds	No-Yds	FF-FR-Yds	Int-Yds	PBU	QBH
Fresno State	6-1-7	1-6	1.0-6	0-0-0	0-0	1	2
Wyoming	1-2-3	0-0	0.0-0	0-0-0	0-0	1	0
Oregon	1-0-1	0-0	0.0-0	0-0-0	0-0	0	0
at Northwestern	5-2-7	0-0	0.0-0	0-0-0	1-0	0	0
Illinois							
at Indiana							
Purdue							
at Wisconsin							
at Ohio State							
Minnesota							
Maryland							
at Iowa							
Totals	13-5-18	1-6	1.0-6	0-0-0	1-0	2	2

#11 **CETHAN CARTER • Sr. • TE**NEW ORLEANS, LA.
ARCHBISHOP RUMMEL HS**CAREER STATS**

Year	G/S	No.	Yds.	Y/R	Y/G	Long	TDs
2013	13/6	10	127	12.7	9.8	26 vs. S. Dakota St.	0
2014	9/8	6	98	16.3	10.9	34 at Iowa	1
2015	11/11	24	329	13.7	29.9	55 at Illinois	2
2016	4/4	9	99	11.0	24.8	27 at Northwestern	1
Totals	37/29	49	653	13.3	17.6	55 at Illinois	4

CAREER HONORS

- » Honorable-Mention All-Big Ten (Media, 2015)
- » Nebraska Most Improved Player (2015)
- » True Freshman All-American (247Sports, 2013)
- » Honorable-Mention Big Ten All-Freshman Team (BTN, 2013)

2016 GAME-BY-GAME

Opponent	Rec.	Yds	TD	Lg
Fresno State	0	0	0	0
Wyoming	2	20	0	11
Oregon	5	48	0	21
at Northwestern	2	31	1	27
Illinois				
at Indiana				
Purdue				
at Wisconsin				
at Ohio State				
Minnesota				
Maryland				
at Iowa				
Totals	9	99	1	27

CAREER SINGLE-GAME HIGHS


- » Receptions - 5 vs. Oregon
- » Receiving Yards - 75 vs. Iowa (2015)
- » Touchdowns - 1, five times

2016 SINGLE-GAME HIGHS

- » Receptions - 5 vs. Oregon
- » Receiving Yards - 48 vs. Oregon
- » Touchdowns - 1 at Northwestern

2016 SEASON NOTES

- » Caught five passes for 48 yards against Oregon, setting a career high for receptions.
- » Caught his first touchdown of the 2016 season and the fourth of his career at Northwestern. Is one reception shy of becoming the eighth Husker tight end with 50 career receptions. Also added a 16-yard rush against the Wildcats.

#15 **DE'MORNAY PIERSON-EL • Jr. • WR/PR**ALEXANDRIA, VA.
WEST POTOMAC HS**CAREER STATS**

Receiving							
Year	G/S	No.	Yds.	Y/R	Y/G	Long	TDs
2014	13/6	23	321	14.0	24.7	46 at Northwestern	4
2015	5/1	12	111	9.3	22.2	19 vs. Wisconsin	1
2016	4/1	5	51	10.2	12.8	11 vs. Oregon	0
Totals	22/8	40	483	12.1	22.0	46 at Northwestern	5

Punt Returns

Year	G/S	No.	Yds.	Y/R	Y/G	Long	TDs
2014	13/6	34	596	17.5	45.8	86 at Fresno State	3
2015	5/1	4	48	12.0	9.6	42 at Minnesota	0
2016	4/1	3	42	14.0	10.5	45 vs. Oregon	0
Totals	22/8	41	686	16.7	31.2	86 at Fresno State	3

CAREER HONORS

- » Second-Team All-American (USA Today, SI, FWAA, 2014)
- » Third-Team All-American (Athlon, 2014)
- » Freshman All-American (Scout, 247Sports, USA Today, 2014)
- » 2014 Jet Award Punt Returner of the Year
- » 2x Big Ten Special Teams Player of the Week (Fresno State, Iowa, 2014)
- » NU Freshman Record - Long Punt Return, Punt Return Yards & TDs
- » NU Bowl Record for Receptions (8 vs. USC, 2014 Holiday Bowl)
- » Nebraska Special Teams MVP (2015)
- » Nebraska Scholar-Athlete Honor Roll (Fall, 2014)
- » Nebraska Student-Athlete HERO Leadership Award (2015)
- » Brook Berringer Citizenship Team (2015, 2016)
- » Tom Osborne Citizenship Team (2015, 2016)

2016 GAME-BY-GAME

Opponent	Receiving				Punt Returns			
	No.	Yds	TD	Lg	No.	Yds	TD	Lg
Fresno State	0	0	0	0	0	0	0	0
Wyoming	1	9	0	9	0	0	0	0
Oregon	1	11	0	11	3	42	0	45
at Northwestern	3	31	0	12	0	0	0	0
Illinois								
at Indiana								
Purdue								
at Wisconsin								
at Ohio State								
Minnesota								
Maryland								
at Iowa								
Totals	5	51	0	11	3	42	0	45

CAREER SINGLE-GAME HIGHS

- » Receptions - 8 vs. USC (2014 Holiday Bowl)
- » Receiving Yards - 102 vs. USC (2014 Holiday Bowl)
- » Receiving TDs - 1, five times

2016 SINGLE-GAME HIGHS

- » Receptions - 3 at Northwestern
- » Receiving Yards - 31 at Northwestern
- » Receiving TDs - 0

- » Punt Return Yards - 150 at Fresno State
- » Punt Return TDs - 1, three times

- » Punt Return Yards - 42 vs. Oregon
- » Punt Return TDs - 0

- » All-Purpose Yards - 150, twice

- » All-Purpose Yards - 47 vs. Oregon

2016 SEASON NOTES

- » Had a 45-yard punt return in the second quarter to set up a Nebraska touchdown. His 45-yard return was the 10th return of his career of at least 25 yards, including 8 in 2014, one in 2015 and one this season.



#15 MICHAEL ROSE-IVEY • Sr. • LB

 KANSAS CITY, MO.
ROCKHURST HS

CAREER STATS

		(------Tackles-----)					Fum.				QB
Year	G/S	UT	AT	TT	TFL	Sacks	C-R	BK	PBU	INT	Hry.
2012		Redshirt									
2013	12/7	39	27	66	6-8	0.0-0	0-0	0	1	0	2
2014		Injured--Did Not Play									
2015	7/3	11	16	27	3-3	0.0-0	0-0	0	1	0	1
2016	4/1	6	8	14	3-7	0.5-4	0-0	0	0	0	0
Totals	23/11	56	51	107	12-18	0.5-4	0-0	0	2	0	3

CAREER HONORS

- » Big Ten All-Freshman Team (BTN, 2013)
- » Nebraska Freshman Tackle Record (66, 2013)
- » Academic All-Big Ten (2013)
- » Nebraska Scholar-Athlete Honor Roll (Fall, 2012)
- » Nebraska Student-Athlete HERO Leadership Award (2013)
- » Brook Berringer Citizenship Team (2013)

2016 SEASON NOTES

- » Shared first career sack against Wyoming.

CAREER SINGLE-GAME HIGHS

- » Tackles – 17 vs. Iowa (2013)
- » Solo Tackles - 8 vs. Iowa (2013)
- » Tackles for Loss – 4 vs. Iowa (2013)
- » Sacks - 0.5 vs. Wyoming (2016)

2016 SINGLE-GAME HIGHS

- » Tackles – 6 vs. Oregon
- » Tackles for Loss – 1 vs. Wyoming, vs. Oregon, at Northwestern
- » Sacks – 0.5 vs. Wyoming

2016 GAME-BY-GAME

Opponent	Tackles		TFL-Yds	Sacks		FF-FR-Yds	Int-Yds	PBU	QBH
	UT	AT		No	Yds				
Fresno State	0-1-1		0-0	0.0-0		0-0-0	0-0	0	0
Wyoming	2-3-5		1-4	0.5-4		0-0-0	0-0	0	0
Oregon	4-2-6		1-3	0.0-0		0-0-0	0-0	0	0
at Northwestern	0-2-2		1-0	0.0-0		0-0-0	0-0	0	0
Illinois									
at Indiana									
Purdue									
at Wisconsin									
at Ohio State									
Minnesota									
Maryland									
at Iowa									
Totals	6-8-14		3-7	0.5-4		0-0-0	0-0	0	0



#16 ANTONIO REED • So. • S

 MEMPHIS, TENN.
SOUTHAVEN HS

CAREER STATS

Year	G/S	Tackles				Sacks	Fum.		PBU	INT	QB Hry.
		UT	AT	TT	TFL		C-R	BK			
2015	13/0	9	1	10	0-0	0.0-0	2-0	0	0	0	0
2016	3/0	4	1	5	0-0	0.0-0	0-0	0	0	0	0
Totals	16/0	13	2	15	0-0	0.0-0	2-0	0	0	0	0

2016 SEASON NOTES

»

CAREER SINGLE-GAME HIGHS

- » Tackles – 4 vs. UCLA (2015)
- » Tackles for Loss – 0
- » Pass Breakups – 0
- » Interceptions – 0

2016 SINGLE-GAME HIGHS

- » Tackles - 3 at Northwestern
- » Tackles for Loss – 0
- » Sacks – 0



#17 RYKER FYFE • Sr. • QB

 GRAND ISLAND, NEB.
GRAND ISLAND HS

CAREER STATS

Passing

Year	G/GS	Comp	Att	Int	Pct.	Yds.	Y/G	LP	TD	Eff.R.
2012		Redshirt								
2013	1/0	1	1	0	100.0	5	5.0	5	0	140.03
2014	7/0	4	10	0	40.0	40	5.7	12	1	106.60
2015	2/1	34	55	5	61.8	440	220	52	5	140.84
2016	3/0	2	5	0	40.0	41	13.7	35	1	174.88
Totals	13/1	41	71	5	57.7	526	40.5	52	7	138.43

Rushing

Year	G/S	Att.	Gain	Loss	Net	Y/A	Y/G	Long	TDs
2012		Redshirt							
2013	1/0	1	3	0	3	3.0	3.0	3 vs. S. Dakota St.	0
2014	7/0	7	52	5	47	6.7	6.7	15 vs. Fla. Atlantic	0
2015	2/1	7	15	50	-35	-5.0	-17.5	7 at Purdue	0
2016	3/0	1	5	0	5	5.0	1.7	5 vs. Fresno State	0
Totals	13/1	16	75	55	20	1.3	1.5	15 vs. Fla. Atlantic	0

CAREER HONORS

- » Nebraska Scholar-Athlete Honor Roll (Fall, 2012)
- » Brook Berringer Citizenship Team (2013)
- » Nebraska Student-Athlete HERO Leadership Award (2013)

2016 SEASON NOTES

- » Threw a 35-yard touchdown pass on his only attempt against Wyoming.

CAREER SINGLE-GAME HIGHS

Passing

- » Attempts – 48 at Purdue (2015)
- » Completions – 29 at Purdue (2015)
- » Yards – 407 at Purdue (2015)
- » Touchdowns – 4 at Purdue (2015)

Rushing

- » Rushes – 7 at Purdue (2015)
- » Yards – 29 vs. Florida Atlantic (2014)

2016 SINGLE-GAME HIGHS

Passing

- » Attempts – 3 vs. Fresno State
- » Completions – 1 vs. Fresno State, vs. Wyoming
- » Yards – 35 vs. Wyoming
- » Touchdowns – 1 vs. Wyoming

Rushing

- » Rushes – 1 vs. Fresno State
- » Yards – 5 vs. Fresno State



#18 TRE BRYANT • Fr. • IB

ST. LOUIS, MO.
CHRISTIAN BROTHERS COLLEGE

CAREER STATS

Rushing

Year	G/S	Att.	Gain	Loss	Net	Y/A	Y/G	Long	TDs
2016	4/0	13	77	3	74	5.7	18.5	13 vs. Fresno State	1
Totals	4/0	13	77	3	74	5.7	18.5	13 vs. Fresno State	1

Kick Returns

Year	G/S	No.	Yds.	Y/R	Y/G	Long	TDs
2016	4/0	5	113	22.6	28.3	32 vs. Fresno State	0
Totals	4/0	5	113	22.6	28.3	32 vs. Fresno State	0

2016 GAME-BY-GAME

Opponent	----- Rushing -----				----- Kick Returns -----			
	No.	Yds	TD	Lg	No.	Yds	TD	Lg
Fresno State	5	36	1	13	1	32	0	32
Wyoming	7	34	0	11	2	41	0	24
Oregon	1	4	0	4	1	19	0	19
at Northwestern	0	0	0	0	1	21	0	21
Illinois								
at Indiana								
Purdue								
at Wisconsin								
at Ohio State								
Minnesota								
Maryland								
at Iowa								
Totals	13	74	1	13	5	113	0	32

2016 SEASON NOTES

» Had first career rushing touchdown in season-opening win over Fresno State.

2016 SINGLE-GAME HIGHS

» Rushes – 5 vs. Fresno State
» Rushing Yards – 36 vs. Fresno State
» Rushing TDs – 1 vs. Fresno State

» Kick Return Yards – 32 vs. Fresno State

» Kick Return TDs – 0

» All-Purpose Yards – 68 vs. Fresno State



#21 MIKALE WILBON • So. • IB

CHICAGO, ILL.
DE LA SALLE INSTITUTE

CAREER STATS

Year	G/S	Att.	Gain	Loss	Net	Y/A	Y/G	Long	TDs
2014									
			Redshirt						
2015	4/0	9	42	7	35	3.9	17.5	19 vs. South Alabama	0
2016	3/0	7	71	0	71	10.1	23.7	32 at Northwestern	0
Totals	7/0	16	113	7	106	6.6	15.1	19 vs. South Alabama	0

CAREER HONORS

» 2014 Nebraska Offensive Scout Team MVP

2016 SEASON NOTES

»

CAREER SINGLE-GAME HIGHS

» Rushes - 6 vs. BYU (2015), at Northwestern (2016)
» Rushing Yards – 55 at Northwestern (2016)
» Rushing Touchdowns - 0

2016 SINGLE-GAME HIGHS

» Rushes - 6 at Northwestern
» Rushing Yards – 55 at Northwestern
» Rushing Touchdowns – 0

#22 DEVINE OZIGBO • So. • IB

SACHSE, TEXAS
SACHSE HS

CAREER STATS

Year	G/S	Att.	Gain	Loss	Net	Y/A	Y/G	Long	TDs
2015	11/0	38	212	3	209	5.5	19.0	31 at Illinois	1
2016	4/1	66	292	9	283	4.3	70.8	17 vs. Fresno State	4
Totals	15/1	104	504	12	492	4.7	32.8	31 at Illinois	5

2016 GAME-BY-GAME

Opponent	----- Rushing -----				----- Receiving -----			
	No.	Yds	TD	Lg	No.	Yds	TD	Lg
Fresno State	17	103	2	17	1	5	0	5
Wyoming	15	44	1	9	1	39	0	39
Oregon	21	95	1	12	1	8	0	8
at Northwestern	13	41	0	15	0	0	0	0
Illinois								
at Indiana								
Purdue								
at Wisconsin								
at Ohio State								
Minnesota								
Maryland								
at Iowa								
Totals	66	283	4	17	3	52	0	39

2016 SEASON NOTES

» Rushed 17 times for a career-high 103 yards and a career-best two touchdowns against Fresno State. Had one rushing touchdown last season as a true freshman.

» Made first career start against Wyoming. Rushed for 44 yards and one touchdown on 15 carries. Also caught a 39-yard pass.

» Ran for 95 yards and one touchdown on a career-high 21 carries against Oregon.

CAREER SINGLE-GAME HIGHS

» Rushes - 21 vs. Oregon (2016)
» Rushing Yards – 103 vs. Fresno State (2016)
» Rushing Touchdowns – 2 vs. Fresno State (2016)

2016 SINGLE-GAME HIGHS

» Rushes - 21 vs. Oregon
» Rushing Yards – 103 vs. Fresno State
» Rushing Touchdowns – 2 vs. Fresno State



#25 NATE GERRY • Sr. • S

 SIOUX FALLS, S.D.
WASHINGTON HS

CAREER STATS

Year	G/S	Tackles					Fum.		PBU	INT	QB Hry.
		UT	AT	TT	TFL	Sacks	C-R	BK			
2013	13/3	18	14	32	2-3	0.0-0	0-0	0	0	0	1
2014	13/13	49	39	88	7-9	0.5-2	2-1	0	4	5	3
2015	13/13	49	30	79	3-12	1.0-9	1-0	0	7	4	0
2016	3/3	13	11	24	5-5	0.5-1	0-0	0	4	2	0
Totals	42/32	129	94	223	17-29	2.0-12	3-1	0	15	11	4

CAREER HONORS

- » 2015, 2016 Team Captain
- » Third-Team All-Big Ten (Media, 2015)
- » 2015 Lott Trophy Watch List
- » Second-Team All-Big Ten (Media, 2014)
- » Honorable-Mention All-Big Ten (Coaches, 2014, 2015)
- » Big Ten Defensive Player of the Week (Iowa, 2014; Wyoming, 2016)
- » Nebraska Defensive Co-MVP (2014)
- » Honorable-Mention Big Ten All-Freshman Team (BTN, 2013)
- » Brook Berringer Citizenship Team (2016)
- » Tom Osborne Citizenship Team (2016)

2016 GAME-BY-GAME

	--Tackles--		-Sacks-				
Opponent	UT-AT-TT	TFL-Yds	No-Yds	FF-FR-Yds	Int-Yds	PBU	QBH
Fresno State	-- Did Not Play --						
Wyoming	4-3-7	1-1	0.0-0	0-0-0	2-8	1	0
Oregon	4-5-9	2-2	0.0-0	0-0-0	0-0	1	0
at Northwestern	5-3-8	2-2	0.5-1	0-0-0	0-0	2	0
Illinois							
at Indiana							
Purdue							
at Wisconsin							
at Ohio State							
Minnesota							
Maryland							
at Iowa							
Totals	13-11-24	5-5	0.5-1	0-0-0	2-8	4	0

2016 SEASON NOTES

- » Intercepted a pair of passes in the fourth quarter against Wyoming, marking his 10th and 11th career interceptions, tying him for fourth place on the NU career chart.
- » Topped 200 career total tackles against Wyoming. Has 223 career stops, the fifth Husker defensive back to record 200 career tackles.

CAREER SINGLE-GAME HIGHS

- » Tackles – 15 at Iowa (2014)
- » Tackles for Loss – 4 at Purdue (2013)
- » Pass Breakups – 2, five times
- » Interceptions – 2 vs. Wyoming (2016)
- » Long Interception Return – 54 vs. Illinois (2014)

2016 SINGLE-GAME HIGHS

- » Tackles - 9 vs. Oregon
- » Tackles for Loss – 2 vs. Oregon, at Northwestern
- » Pass Breakups – 2 at Northwestern
- » Interceptions – 2 vs. Wyoming



#24 AARON WILLIAMS • So. • S

 ATLANTA, GA.
CARVER HS

CAREER STATS

Year	G/S	Tackles					Fum.		PBU	INT	QB Hry.
		UT	AT	TT	TFL	Sacks	C-R	BK			
2015	13/3	17	7	24	3-9	0.0-0	0-0	0	0	0	0
2016	4/3	8	8	16	2-3	0.0-0	0-0	0	3	2	0
Totals	17/6	25	15	40	5-12	0.0-0	0-0	0	3	2	0

CAREER HONORS

- » Nebraska Scholar-Athlete Honor Roll (Spring, 2015)

2016 SEASON NOTES


- » Had his first career interception against Wyoming.
- » Matched a career high with seven tackles at Northwestern and also notched his second career interception.

CAREER SINGLE-GAME HIGHS

- » Tackles - 7 at Purdue (2015), at Northwestern (2016)
- » Tackles for Loss – 1, five times
- » Pass Breakups – 1, three times
- » Interceptions – 1 vs. Wyoming, at Northwestern (both in 2016)

2016 SINGLE-GAME HIGHS

- » Tackles - 7 at Northwestern
- » Tackles for Loss – 1 vs. Fresno State, at Northwestern
- » Pass Breakups – 1, three times
- » Interceptions – 1 vs. Wyoming, at Northwestern



#26 KIERON WILLIAMS • Jr. • S

 SHREVEPORT, LA.
AIR FORCE PREP/C.E. BYRD HS

CAREER STATS

Year	G/S	Tackles					Fum.		PBU	INT	QB Hry.
		UT	AT	TT	TFL	Sacks	C-R	BK			
2014	13/0	4	5	9	1-1	0.0-0	0-0	3	0	0	0
2015	13/0	5	2	7	0-0	0.0-0	0-0	0	0	0	0
2016	4/4	18	12	30	1-0	0.0-0	0-0	0	1	2	0
Totals	30/4	27	19	46	2-1	0.0-0	0-0	3	1	2	0

CAREER HONORS

- » Brook Berringer Citizenship Team (2015, 2016)
- » Tom Osborne Citizenship Team (2015, 2016)

2016 SEASON NOTES

- » Had a career-high 10 tackles and his first career interception against Fresno State. Previous high in tackles was two, and he entered the game with 16 career tackles.
- » Had a 23-yard interception return for a touchdown against Wyoming. It marked the second straight week Williams had an interception and was Nebraska's first INT for a touchdown since Joshua Kalu had a 41-yard pick-six at Minnesota in 2015.

CAREER SINGLE-GAME HIGHS

- » Tackles - 10 vs. Fresno State (2016)
- » Tackles for Loss – 1, vs. Illinois (2014), vs. Fresno State (2016)
- » Pass Breakups – 1 vs. Oregon
- » Interceptions – 1 vs. Fresno State (2016), vs. Wyoming (2016)

2016 SINGLE-GAME HIGHS

- » Tackles - 10 vs. Fresno State
- » Tackles for Loss – 1 vs. Fresno State
- » Pass Breakups – 1 vs. Oregon
- » Interceptions – 1 vs. Fresno State, vs. Wyoming

2016 GAME-BY-GAME

Opponent	Tackles		Sacks		FF-FR-Yds	Int-Yds	PBU	QBH
	UT-AT-TT	TFL-Yds	No-Yds	FF-FR-Yds				
Fresno State	6-4-10	1-0	0.0-0	0-0-0	1-8	0	0	
Wyoming	4-1-5	0-0	0.0-0	0-0-0	1-23	0	0	
Oregon	3-4-7	0-0	0.0-0	0-0-0	0	1	0	
at Northwestern	5-3-8	0-0	0.0-0	0-0-0	0	0	0	
Illinois								
at Indiana								
Purdue								
at Wisconsin								
at Ohio State								
Minnesota								
Maryland								
at Iowa								
Totals	18-12-30	1-0	0.0-0	0-0-0	2-31	1	0	

#34 **DREW BROWN • Jr. • PK**SOUTHLAKE, TEXAS
SOUTHLAKE CARROLL HS**CAREER STATS**

Year	G/S	PAT	FG	Pct.	TP	PPG	0-19	20-29	30-39	40-49	50+	Lg
2014	13/13	59/59	14/21	66.7	101	7.8	1-1	4-5	7-8	2-6	0-1	44
2015	13/13	45/47	21/27	77.8	107	8.2	0-0	6-7	2-3	12-14	1-3	50
2016	4/4	19/19	2/2	100.0	25	6.3	0-0	2-2	0-0	0-0	0-0	29
Totals	30/30	123/125	37/50	74.0	233	7.8	1-1	12-14	9-11	14-20	1-4	50

2016 GAME-BY-GAME

Opponent	XP-ATT	FG-ATT	Lg	Blk	Pts
Fresno State	4-4	0-0	0	0	4
Wyoming	7-7	1-1	29	0	10
Oregon	5-5	0-0	0	0	5
at Northwestern	3-3	1-1	23	0	6
Illinois					
at Indiana					
Purdue					
at Wisconsin					
at Ohio State					
Minnesota					
Maryland					
at Iowa					
Totals	19-19	2-2	29	0	25

CAREER HONORS

- » Second-Team All-Big Ten (Media, AP, 2015)
- » Honorable-Mention All-Big Ten (Coaches, 2015)
- » Two-Time Nebraska Scholar-Athlete Honor Roll
- » Brook Berringer Citizenship Team (2015, 2016)
- » Tom Osborne Citizenship Team (2015, 2016)

CAREER SINGLE-GAME HIGHS


- » FGs – 5 vs. Southern Miss (2015)
- » Long FG – 50 vs. Southern Miss (2015)
- » PATs – 7 at Fresno State (2014), vs. Wyoming (2016)

2016 SINGLE-GAME HIGHS

- » FGs – 1 vs. Wyoming
- » Long FG – 29 vs. Wyoming
- » PATs – 7 vs. Wyoming

2016 SEASON NOTES

- » Was 1-of-1 on field goals at Northwestern, extending his streak of consecutive field goals made to 13. His streak is the third-longest in school history.
- » Has 233 career points, rankings 10th all-time at Nebraska.

#34 **TERRELL NEWBY • Sr. • IB**LOS ANGELES, CALIF.
CHAMINADE HS**CAREER STATS**

Year	G/S	Att.	Gain	Loss	Net	Y/A	Y/G	Long	TDs
2013	13/0	54	302	4	298	5.5	24.8	23 at Purdue	2
2014	13/0	67	302	5	297	4.4	22.8	43 vs. Florida Atlantic	5
2015	13/8	147	786	21	765	5.2	58.8	69 at Minnesota	5
2016	4/3	32	189	2	187	5.8	46.8	49 at Northwestern	1
Totals	43/11	310	1,579	32	1,547	5.0	36.0	69 at Minnesota	13

CAREER HONORS

- » Big Ten Player of the Week (vs. South Alabama, 2015)
- » Brook Berringer Citizenship Team (2015)
- » Tom Osborne Citizenship Team (2015)

2016 SEASON NOTES

- » Had a 49-yard run at Northwestern, the longest run by a Husker in 2016.

2016 GAME-BY-GAME

Opponent	----- Rushing -----				----- Receiving -----			
	No.	Yds	TD	Lg	No.	Yds	TD	Lg
Fresno State	11	56	0	12	0	0	0	0
Wyoming	4	20	0	7	4	27	0	11
Oregon	7	42	0	19	0	0	0	0
at Northwestern	10	69	1	49	2	14	0	14
Illinois								
at Indiana								
Purdue								
at Wisconsin								
at Ohio State								
Minnesota								
Maryland								
at Iowa								
Totals	32	187	1	49	6	41	0	14

CAREER SINGLE-GAME HIGHS

- » Rushes – 28 vs. South Alabama (2015)
- » Rushing Yards – 198 vs. South Alabama (2015)
- » Rushing Touchdowns – 2, four times

2016 SINGLE-GAME HIGHS

- » Rushes – 11 vs. Fresno State
- » Rushing Yards – 69 at Northwestern
- » Rushing Touchdowns – 1 at Northwestern



#35 CALEB LIGHTBOURN • Fr. • P

WASHOUGAL, WASH.
CAMAS HS

CAREER STATS

Year	G/S	No.	Yds.	Avg.	Long	TB	I20	Blk.
2016	4/4	17	668	39.3	58	2	5	1
Totals	4/4	17	668	39.3	58	2	5	1

2016 GAME-BY-GAME

Opponent	No.	Yds	Avg	Lg	Blkd	TB	I20
Fresno State	4	145	36.2	43	1	0	0
Wyoming	3	94	31.3	44	0	0	1
Oregon	5	236	47.2	58	0	0	3
at Northwestern	5	193	38.6	47	0	2	1
Illinois							
at Indiana							
Purdue							
at Wisconsin							
at Ohio State							
Minnesota							
Maryland							
at Iowa							
Totals	17	668	39.3	58	1	2	5

CAREER HONORS

» Big Ten Freshman of the Week (Oregon, 2015)

2016 SEASON NOTES

» Averaged 47.2 yards on five punts against Oregon. Pinned the Ducks inside their 20 three times, including inside their five-yard line once.

2016 SINGLE-GAME HIGHS

- » Long Punt – 58 vs. Oregon
- » Single-Game Average – 47.2 vs. Oregon
- » Punts Downed Inside Opponent 20 – 3 vs. Oregon



#41 LUKE MCNITT • RFr. • FB

KEARNEY, NEB.
NEBRASKA-KEARNEY/KEARNEY HS

CAREER STATS

Year	G/S	Att.	Gain	Loss	Net	Y/A	Y/G	Long	TDs
2014									
			Redshirt						
2015	5/0	0	0	0	0	0	0	0	0
2016	4/1	0	0	0	0	0	0	0	0
Totals	9/1	0	0	0	0	0	0	0	0

CAREER HONORS


» Academic All-Big Ten (2015)

2016 SEASON NOTES

» Made first career start against Oregon

2016 SINGLE-GAME HIGHS

- » Rushes – 0
- » Rushing Yards – 0
- » Rushing Touchdowns – 0
- » Rushing Touchdowns – 0
- » Single Game High Tackles – 2 vs. Fresno State
- » Season Total Tackles – 5



#44 MICK STOLTENBERG • So. • DL

GRETNA, NEB.
GRETNA HS

CAREER STATS

Year	G/S	Tackles-----				Fum.		QB		
		UT	AT	TT	TFL	Sacks	C-R	BK	PBU	INT
2014										
2015	9/0	2	0	2	1-6	1.0-6	0-1	0	0	0
2016	3/1	2	3	5	2-3	0.5-2	0-0	0	0	0
Totals	12/1	4	3	7	3-9	1.5-8	0-1	0	0	0

CAREER HONORS

» Three-Time Nebraska Scholar-Athlete Honor Roll

2016 SEASON NOTES

» Set a career high with two TFLs at Northwestern.

CAREER SINGLE-GAME HIGHS


- » Tackles – 2 vs. Fresno State (2016), at Northwestern (2016)
- » Tackles for Loss – 2 at Northwestern (2016)
- » Sacks – 1 vs. South Alabama (2015)

2016 SINGLE-GAME HIGHS

- » Tackles – 2 vs. Fresno State, at Northwestern
- » Tackles for Loss – 2 at Northwestern
- » Sacks – 0.5 at Northwestern

2016 GAME-BY-GAME

Opponent	--Tackles-- UT-AT-TT	TFL-Yds	-Sacks- No-Yds	FF-FR-Yds	Int-Yds	PBU	QBH
Fresno State	1-1-2	0-0	0.0-0	0-0-0	0-0	0	0
Wyoming	-- Did Not Play Due to Injury--						
Oregon	0-1-1	0-0	0.0-0	0-0-0	0-0	0	0
at Northwestern	1-1-2	2-3	0.5-2	0-0-0	0-0	0	0
Illinois							
at Indiana							
Purdue							
at Wisconsin							
at Ohio State							
Minnesota							
Maryland							
at Iowa							
Totals	2-3-5	2-3	0.5-2	0-0-0	0-0	0	0



#49 CHRIS WEBER • Jr. • LB

ELKHORN, NEB.
ELKHORN HS

CAREER STATS

Year	G/S	Tackles					Fum.		PBU	INT	QB Hry.
		UT	AT	TT	TFL	Sacks	C-R	BK			
2013		Reshirt									
2014	13/0	3	3	6	0-0	0.0-0	0-0	0	0	0	0
2015	10/4	19	30	49	5-10	0.0-0	0-1	0	2	0	2
2016	4/0	4	4	8	0-0	0.0-0	0-0	0	0	0	0
Totals	27/4	26	37	63	5-10	0.0-0	0-1	0	2	0	2

CAREER HONORS

- » Big Ten Distinguished Scholar (2015)
- » CoSIDA Academic All-District VII (2015)
- » Academic All-Big Ten (2014, 2015)
- » Nebraska Walk-On of the Year (2015)
- » Six-Time Nebraska Scholar-Athlete Honor Roll
- » Brook Berringer Citizenship Team (2014, 2015, 2016)
- » Tom Osborne Citizenship Team (2014, 2015, 2016)

2016 GAME-BY-GAME

Opponent	Tackles		Sacks		FF-FR-Yds	Int-Yds	PBU	QBH
	UT	AT	No	Yds				
Fresno State	1-2-3		0-0	0.0-0	0-0-0	0-0	0	0
Wyoming	1-2-3		0-0	0.0-0	0-0-0	0-0	0	0
Oregon	0-0-0		0-0	0.0-0	0-0-0	0-0	0	0
at Northwestern	2-0-2		0-0	0.0-0	0-0-0	0-0	0	0
Illinois								
at Indiana								
Purdue								
at Wisconsin								
at Ohio State								
Minnesota								
Maryland								
at Iowa								
Totals	4-4-8		0-0	0.0-0	0-0-0	0-0	0	0

2016 SEASON NOTES

»

CAREER SINGLE-GAME HIGHS

- » Tackles - 17 at Illinois (2015)
- » Tackles for Loss - 3 at Illinois (2015)
- » Sacks - 0

2016 SINGLE-GAME HIGHS

- » Tackles - 3 vs. Fresno State, vs. Wyoming
- » Tackles for Loss - 0
- » Sacks - 0



#52 JOSH BANDERAS • Sr. • LB

LINCOLN, NEB.
SOUTHWEST HS

CAREER STATS

Year	G/S	Tackles					Fum.		PBU	INT	QB Hry.
		UT	AT	TT	TFL	Sacks	C-R	BK			
2013	13/4	12	16	28	3-9	2.0-8	0-0	0	1	0	1
2014	12/6	19	31	50	2-5	0.0-0	0-0	0	0	0	1
2015	9/9	34	27	61	7-10	0.0-0	0-0	0	2	0	1
2016	4/3	7	11	18	1-1	0.0-0	0-0	0	0	0	2
Totals	38/22	72	85	157	13-25	2.0-8	0-0	0	3	0	5

CAREER HONORS

- » 2016 Team Captain
- » True Freshman All-American (247 Sports, 2013)
- » Honorable-Mention Big Ten All-Freshman Team (BTN, 2013)
- » Four-Time Nebraska Scholar-Athlete Honor Roll
- » Nebraska Student-Athlete HERO Leadership Award (2016)
- » Brook Berringer Citizenship Team (2014, 2016)
- » Tom Osborne Citizenship Team (2014, 2016)

2016 GAME-BY-GAME

Opponent	Tackles		Sacks		FF-FR-Yds	Int-Yds	PBU	QBH
	UT	AT	No	Yds				
Fresno State	1-1-2		0-0	0.0-0	0-0-0	0-0	0	0
Wyoming	2-5-7		0-0	0.0-0	0-0-0	0-0	0	1
Oregon	2-3-5		1-1	0.0-0	0-0-0	0-0	0	0
at Northwestern	2-2-4		0-0	0.0-0	0-0-0	0-0	0	1
Illinois								
at Indiana								
Purdue								
at Wisconsin								
at Ohio State								
Minnesota								
Maryland								
at Iowa								
Totals	7-11-18		1-1	0.0-0	0-0-0	0-0	0	2

2016 SEASON NOTES

»

CAREER SINGLE-GAME HIGHS

- » Tackles - 14 vs. USC (2014 Holiday Bowl)
- » Tackles for Loss - 2, three times
- » Sacks - 1.0, twice

2016 SINGLE-GAME HIGHS

- » Tackles - 7 vs. Wyoming
- » Tackles for Loss - 1 vs. Oregon
- » Sacks - 0



#55 KEVIN MAURICE • Sr. • DT

ORLANDO, FLA.
FREEDOM HS

CAREER STATS

Year	G/S	Tackles					Fum.		QB		
		UT	AT	TT	TFL	Sacks	C-R	BK	PBU	INT	Hry.
2013	6/0	1	2	3	0-0	0.0-0	0-0	0	0	0	0
2014	10/0	2	6	8	1-5	0.5-5	0-0	0	0	0	1
2015	10/1	10	11	21	3-16	1.0-11	2-0	0	0	0	1
2016	4/4	3	4	7	2-12	2.0-12	0-0	0	0	0	0
Totals	30/5	16	23	39	6-33	3.5-28	2-0	0	0	0	2

CAREER HONORS

- » Nebraska Scholar-Athlete Honor Roll (Fall, 2013; Spring 2015)
- » Brook Berringer Citizenship Team (2014, 2015)
- » Tom Osborne Citizenship Team (2014, 2015)

2016 SEASON NOTES

- » Had two sacks for 12 yards on back-to-back plays at Northwestern. Entered the game with 1.5 career sacks.

2016 GAME-BY-GAME

Opponent	Tackles		Sacks		FF-FR-Yds	Int-Yds	PBU	QBH
	UT	AT	UT	AT				
Fresno State	0-2-2	0-0	0.0-0	0.0-0	0-0-0	0-0	0	0
Wyoming	0-1-1	0-0	0.0-0	0.0-0	0-0-0	0-0	0	0
Oregon	0-1-1	0-0	0.0-0	0.0-0	0-0-0	0-0	0	0
at Northwestern	3-0-3	2-12	2.0-12	0-0-0	0-0-0	0-0	0	0
Illinois								
at Indiana								
Purdue								
at Wisconsin								
at Ohio State								
Minnesota								
Maryland								
at Iowa								
Totals	3-4-7	2-12	2.0-12	0-0-0	0-0	0	0	0

CAREER SINGLE-GAME HIGHS

- » Tackles - 8 at Illinois (2015)
- » Tackles for Loss - 2 at Northwestern (2016)
- » Sacks - 2.0 at Northwestern (2016)

2016 SINGLE-GAME HIGHS

- » Tackles - 3 at Northwestern
- » Tackles for Loss - 2 at Northwestern
- » Sacks - 2.0 at Northwestern



#63 TANNER FARMER • So. • OG

HIGHLAND, ILL.
HIGHLAND HS

CAREER STATS

- » Games Played - 4 (4 in 2016)
- » Games Started - 4 (4 in 2016)

CAREER HONORS

- » Brook Berringer Citizenship Team (2016)
- » Tom Osborne Citizenship Team (2016)

2016 SEASON NOTES

- » Helped the Huskers rack up 550 yards of total offense against Wyoming.
- » Helped the Huskers rack up 556 yards of total offense at Northwestern.



#66 DYLAN UTTER • Sr. • C

PAPILLION, NEB.
PAPILLION-LA VISTA HS

CAREER STATS

- » Games Played - 23 (6 in 2014; 13 in 2015; 4 in 2016)
- » Games Started - 18 (1 in 2014; 13 in 2015; 4 in 2016)

CAREER HONORS

- » 2016 Team Captain
- » Academic All-Big Ten (2015)
- » Three-Time Nebraska Scholar-Athlete Honor Roll
- » Brook Berringer Citizenship Team (2016)
- » Tom Osborne Citizenship Team (2016)

2016 SEASON NOTES

- » Helped the Huskers rack up 550 yards of total offense against Wyoming.
- » Helped the Huskers rack up 556 yards of total offense at Northwestern.



#68 NICK GATES • So. • OT

LAS VEGAS, NEV.
BISHOP GORMAN HS

CAREER STATS

- » Games Played - 14 (10 in 2015; 4 in 2016)
- » Games Started - 14 (10 in 2015; 4 in 2016)

CAREER HONORS

- » Big Ten All-Freshman Team (BTN.com, ESPN.com)
- » BTN All-Bowl Team (2015)
- » Nebraska Scholar-Athlete Honor Roll (Fall 2015)
- » Brook Berringer Citizenship Team (2016)
- » Tom Osborne Citizenship Team (2016)

2016 SEASON NOTES

- » Named ProFootball.com's top run-blocking offensive lineman in the country during Week 1.
- » Helped the Huskers rack up 550 yards of total offense against Wyoming.
- » Helped the Huskers rack up 556 yards of total offense at Northwestern.



#73 SAM HAHN • Sr. • OG

DEWITT, NEB.
NORTH DAKOTA STATE/TRI-COUNTY HS

CAREER STATS

- » Games Played - 8 (1 in 2014; 3 in 2015; 4 in 2016)
- » Games Started - 4 (4 in 2016)

CAREER HONORS

- » Five-Time Nebraska Scholar-Athlete Honor Roll
- » Brook Berringer Citizenship Team (2016)
- » Tom Osborne Citizenship Team (2016)

2016 SEASON NOTES

- » Helped the Huskers rack up 550 yards of total offense against Wyoming.
- » Helped the Huskers rack up 556 yards of total offense at Northwestern.

#77 **DAVID KNEVEL • Sr. • OT**BRANTFORD, ONTARIO, CANADA
PAULINE JOHNSON COLLEGIATE**CAREER STATS**

- » Games Played - 17 (4 in 2014; 9 in 2015; 4 in 2016)
- » Games Started - 4 (4 in 2016)

CAREER HONORS

- » Nebraska Scholar-Athlete Honor Roll (Fall 2014; Spring 2016)
- » Brook Berringer Citizenship Team (2014, 2015, 2016)
- » Tom Osborne Citizenship Team (2014, 2015, 2016)

2016 SEASON NOTES

- » Helped the Huskers rack up 550 yards of total offense against Wyoming.
- » Helped the Huskers rack up 556 yards of total offense at Northwestern.

#82 **ALONZO MOORE • Sr. • WR**WINNFELD, LA.
WINNFELD SENIOR HS**CAREER STATS**

Year	G/S	No.	Yds.	Y/R	Y/G	Long	TDs
2012							
			Redshirt				
2013	10/2	6	75	12.5	7.5	19 vs. S. Dakota St.	0
2014	11/7	10	136	13.6	12.4	43 at Michigan State	0
2015	12/5	24	395	16.6	32.9	44 at Rutgers	6
2016	4/3	12	310	25.8	77.5	63 vs. Wyoming	2
Totals	37/17	52	916	17.6	24.8	63 vs. Wyoming	8

CAREER HONORS

- » Nebraska Scholar-Athlete Honor Roll (Fall, 2012)
- » Brook Berringer Citizenship Team (2016)
- » Tom Osborne Citizenship Team (2016)

2016 GAME-BY-GAME

Opponent	Rec.	Yds	TD	Lg
Fresno State	3	92	1	57
Wyoming	3	109	1	63
Oregon	3	37	0	20
at Northwestern	3	72	0	59
Illinois				
at Indiana				
Purdue				
at Wisconsin				
at Ohio State				
Minnesota				
Maryland				
at Iowa				
Totals	12	310	2	63

CAREER SINGLE-GAME HIGHS

- » Receptions - 5 vs. South Alabama (2015)
- » Receiving Yards - 109 vs. Wyoming (2016)
- » Touchdowns - 1, eight times

2015 SINGLE-GAME HIGHS

- » Receptions - 3, four times
- » Receiving Yards - 109 vs. Wyoming
- » Touchdowns - 1 vs. Fresno State, vs. Wyoming

2016 SEASON NOTES

- » Has three catches of 50 yards or more in 2016.
- » Had a 57-yard touchdown reception on the first play of the fourth quarter against Fresno State, marking the then longest reception of his career. Finished with a team-high three catches for a then-career-high 92 receiving yards. Also had a career-long 24-yard rush and had two carries for 34 yards.
- » Had a career day for the second straight week with three receptions for 109 yards, including a 63-yard touchdown reception, against Wyoming. Moore's yardage total was a career high, bettering his 92 yards against Fresno State. His 63-yard second-quarter touchdown was the longest of his career.

#83 **BRYAN REIMERS • So. • WR**LINCOLN, NEB.
EAST HS**CAREER STATS**

Year	G/S	No.	Yds.	Y/R	Y/G	Long	TDs
2014							
			Redshirt				
2015	0/0	0	0	0.0	0.0	0	0
2016	4/1	1	22	22.0	5.5	22	1
Totals	4/1	1	22	22.0	5.5	1	1

CAREER HONORS

- » Nebraska Scholar-Athlete Honor Roll (Fall 2014; Spring 2016)

2016 SEASON NOTES

- » Had a 22-yard reception for a touchdown against Oregon, his first career catch.

CAREER SINGLE-GAME HIGHS

- » Receptions - 1 vs. Oregon (2016)
- » Receiving Yards - 22 vs. Oregon (2016)
- » Touchdowns - 1 vs. Oregon (2016)

2016 SINGLE-GAME HIGHS

- » Receptions - 1 vs. Oregon
- » Receiving Yards - 22 vs. Oregon
- » Touchdowns - 1 vs. Oregon

#84 **SAM COTTON • Sr. • TE**LINCOLN, NEB.
SOUTHEAST HS**CAREER STATS**

Year	G/S	No.	Yds.	Y/R	Y/G	Long	TDs
2012							
			Redshirt				
2013	10/1	3	22	7.3	2.2	17 vs. Illinois	1
2014	13/4	3	41	13.7	3.2	23 vs. Rutgers	2
2015	13/7	3	35	11.7	2.9	13 vs. Southern Miss	0
2016	4/3	1	11	11.0	2.8	11 at Northwestern	0
Totals	40/15	10	109	10.9	2.7	23 vs. Rutgers	3

CAREER HONORS

- » Academic All-Big Ten (2013, 2014, 2015)
- » Four-Time Nebraska Scholar-Athlete Honor Roll
- » Brook Berringer Citizenship Team (2014, 2016)
- » Tom Osborne Citizenship Team (2014, 2016)

2016 SEASON NOTES


- »

CAREER SINGLE-GAME HIGHS

- » Receptions - 1, nine times
- » Receiving Yards - 23 vs. Rutgers (2014)
- » Touchdowns - 1, three times

2016 SINGLE-GAME HIGHS

- » Receptions - 1 at Northwestern
- » Receiving Yards - 11 at Northwestern
- » Touchdowns - 0



#87 BRANDON REILLY • Sr. • WR

LINCOLN, NEB.
SOUTHWEST HS

CAREER STATS

Year	G/S	No.	Yds.	Y/R	Y/G	Long	TDs
2012							
2013	10/0	3	24	8.0	2.4	10 at Penn State	0
2014	7/1	6	85	14.2	12.1	35 at Iowa	0
2015	13/6	40	754	18.9	58.0	52 at Purdue	4
2016	2/1	3	87	29.0	43.5	38 vs. Wyoming	0
Totals	32/8	52	950	18.3	29.7	52 at Purdue	4

CAREER HONORS

- » Academic All-Big Ten (2013, 2014, 2015)
- » Seven-Time Nebraska Scholar-Athlete Honor Roll

2016 GAME-BY-GAME

Opponent	Rec.	Yds	TD	Lg
Fresno State	-- Did Not Play --			
Wyoming	2	52	0	38
Oregon	-- Did Not Play Due to Injury --			
at Northwestern	1	35	0	35
Illinois				
at Indiana				
Purdue				
at Wisconsin				
at Ohio State				
Minnesota				
Maryland				
at Iowa				
Totals	3	87	0	38

CAREER SINGLE-GAME HIGHS


- » Receptions – 5, three times
- » Receiving Yards – 112 vs. Southern Miss (2015)
- » Touchdowns – 1, four times

2016 SINGLE-GAME HIGHS

- » Receptions - 2 vs. Wyoming
- » Receiving Yards – 52 vs. Wyoming
- » Touchdowns – 0

2016 SEASON NOTES

»



#88 ROSS DZURIS • Sr. • DE

PLATTSMOUTH, NEB.
PLATTSMOUTH HS

CAREER STATS

Year	G/S	Tackles				TFL	Sacks	Fum.	C-R	BK	PBU	INT	QB Hry.
		UT	AT	TT									
2012													
2013													
2014													
2015	13/4	14	10	24	9-19	2.5-10	0-0	0	0	0	0	0	5
2016	4/4	8	8	16	6-16	3.5-12	0-1	0	0	0	0	0	1
Totals	7/8	22	18	40	15-35	6.5-22	0-1	0	0	0	0	0	6

CAREER HONORS

- » Nebraska Most Improved Player (2015)
- » Three-Time Nebraska Scholar-Athlete Honor Roll

2016 SEASON NOTES

- » Career-high two sacks and a career-high three TFLs against Fresno State, nearly topping the 2.5 sacks he had as a junior in 2015.
- » Recovered first career fumble against Wyoming, returned it to the one-yard line, setting up a touchdown on the next play.
- » Matched a career high with five tackles against Oregon.

2016 GAME-BY-GAME

Opponent	--Tackles--	TFL-Yds	--Sacks--	FF-FR-Yds	Int-Yds	PBU	QBH
	UT-AT-TT		No-Yds				
Fresno State	3-1-4	3-6	2.0-4	0-0-0	0-0	0	0
Wyoming	1-3-4	2-5	0.5-3	0-1-9	0-0	0	1
Oregon	3-2-5	1-5	1.0-5	0-0-0	0-0	0	0
at Northwestern	1-2-3	0-0	0.0-0	0-0-0	0-0	0	0
Illinois							
at Indiana							
Purdue							
at Wisconsin							
at Ohio State							
Minnesota							
Maryland							
at Iowa							
Totals	8-8-16	6-16	3.5-12	0-1-9	0-0	0	1

CAREER SINGLE-GAME HIGHS

- » Tackles - 5 at Purdue (2015), vs. Oregon (2016)
- » Tackles for Loss – 3 vs. Fresno State (2016)
- » Sacks – 2.0 vs. Fresno State (2016)

2016 SINGLE-GAME HIGHS

- » Tackles - 5 vs. Oregon
- » Tackles for Loss – 3 vs. Fresno State
- » Sacks – 2.0 vs. Fresno State



#91 FREEDOM AKINMOLADUN • So. • DE

GRANDVIEW, MO.
GRANDVIEW HS

CAREER STATS

Year	G/S	Tackles				TFL	Sacks	Fum.	C-R	BK	PBU	INT	QB Hry.
		UT	AT	TT									
2014													
2015	11/4	11	10	21	7-45	4.5-36	0-0	0	0	0	0	0	4
2016	4/4	5	4	9	0-0	0.0-0	1-0	0	0	0	0	0	2
Totals	15/8	16	14	30	7-45	4.5-36	1-0	0	0	0	0	0	6

CAREER HONORS

- » Academic All-Big Ten (2015)
- » Big Ten All-Freshman Team (BTN.com, ESPN.com)
- » Two-Time Nebraska Scholar-Athlete Honor Roll
- » Nebraska Student-Athlete HERO Leadership Award (2015, 2016)
- » Brook Berringer Citizenship Team (2015, 2016)
- » Tom Osborne Citizenship Team (2015, 2016)

2016 GAME-BY-GAME

Opponent	--Tackles--	TFL-Yds	--Sacks--	FF-FR-Yds	Int-Yds	PBU	QBH
	UT-AT-TT		No-Yds				
Fresno State	0-1-1	0-0	0.0-0	0-0-0	0-0	0	0
Wyoming	0-1-1	0-0	0.0-0	0-0-0	0-0	0	2
Oregon	4-1-5	0-0	0.0-0	1-0-0	0-0	0	0
at Northwestern	1-1-2	0-0	0.0-0	0-0-0	0-0	0	0
Illinois							
at Indiana							
Purdue							
at Wisconsin							
at Ohio State							
Minnesota							
Maryland							
at Iowa							
Totals	5-4-9	0-0	0.0-0	1-0-0	0-0	0	2

2016 SEASON NOTES

»

CAREER SINGLE-GAME HIGHS

- » Tackles - 6 at Miami
- » Tackles for Loss – 2 vs. South Alabama (2015), vs. Southern Miss (2015)
- » Sacks – 2.0 vs. Southern Miss (2015)

2016 SINGLE-GAME HIGHS

- » Tackles - 5 vs. Oregon
- » Tackles for Loss – 0
- » Sacks – 0

#94 **KHALIL DAVIS • RFr. • DL**BLUE SPRINGS, MO.
BLUE SPRINGS HS**CAREER STATS**

		(------Tackles-----)					Fum.				QB	
Year	G/S	UT	AT	TT	TFL	Sacks	C-R	BK	PBU	INT	Hry.	
2015		Reshirt										
2016	4/0	2	1	3	2-4	0.0-0	0-0	0	0	0	0	
Totals	4/0	2	1	3	2-4	0.0-0	0-0	0	0	0	0	

CAREER HONORS

- » Brook Berringer Citizenship Team (2016)
- » Tom Osborne Citizenship Team (2016)

2016 SEASON NOTES

- » Pair of TFLs for four yards vs. Wyoming.

2016 SINGLE-GAME HIGHS

- » Tackles - 2 vs. Wyoming
- » Tackles for Loss - 2 vs. Wyoming
- » Sacks - 0

2016 GAME-BY-GAME

	--Tackles--		-Sacks-				
Opponent	UT-AT-TT	TFL-Yds	No-Yds	FF-FR-Yds	Int-Yds	PBU	QBH
Fresno State	0-1-1	0-0	0.0-0	0-0-0	0-0	0	0
Wyoming	2-0-2	2-4	0.0-0	0-0-0	0-0	0	0
Oregon	0-0-0	0-0	0.0-0	0-0-0	0-0	0	0
at Northwestern	0-0-0	0-0	0.0-0	0-0-0	0-0	0	0
Illinois							
at Indiana							
Purdue							
at Wisconsin							
at Ohio State							
Minnesota							
Maryland							
at Iowa							
Totals	2-1-3	2-4	0.0-0	0-0-0	0-0	0	0

#96 **CARLOS DAVIS • RFr. • DL**BLUE SPRINGS, MO.
BLUE SPRINGS HS**CAREER STATS**

		(------Tackles-----)					Fum.				QB	
Year	G/S	UT	AT	TT	TFL	Sacks	C-R	BK	PBU	INT	Hry.	
2015		Reshirt										
2016	4/3	2	5	7	0-0	0.0-0	0-0	0	0	0	0	
Totals	4/3	2	5	7	0-0	0.0-0	0-0	0	0	0	0	

CAREER HONORS

- » Brook Berringer Citizenship Team (2016)
- » Tom Osborne Citizenship Team (2016)

2016 SEASON NOTES

- » Made first career start against Wyoming and finished tied for third on the team with five tackles.

2016 SINGLE-GAME HIGHS

- » Tackles - 5 vs. Wyoming
- » Tackles for Loss - 0
- » Sacks - 0

2016 GAME-BY-GAME

	--Tackles--		-Sacks-				
Opponent	UT-AT-TT	TFL-Yds	No-Yds	FF-FR-Yds	Int-Yds	PBU	QBH
Fresno State	0-1-1	0-0	0.0-0	0-0-0	0-0	0	0
Wyoming	2-3-5	0-0	0.0-0	0-0-0	0-0	0	0
Oregon	0-0-0	0-0	0.0-0	0-0-0	0-0	0	0
at Northwestern	0-1-1	0-0	0.0-0	0-0-0	0-0	0	0
Illinois							
at Indiana							
Purdue							
at Wisconsin							
at Ohio State							
Minnesota							
Maryland							
at Iowa							
Totals	2-5-7	0-0	0.0-0	0-0-0	0-0	0	0

2016 Nebraska Schedule and Results

DATE	OPPONENT	RESULT	SCORE	RECORD	CONFERENCE	TIME	ATTEND
Sept. 3	Fresno State	W	43-10	1-0	0-0	3:26	90,013
Sept. 10	Wyoming	W	51-17	2-0	0-0	3:25	89,895
Sept. 17	No. 22 Oregon	W	35-32	3-0	0-0	3:37	90,414
Sept. 24	at Northwestern	W	24-13	4-0	1-0	3:09	40,284

* Big Ten conference game

Team Statistics

TEAM STATISTICS	NU	OPP
SCORING	154	72
Points Per Game	38.5	18.0
Points Off Turnovers	42	6
FIRST DOWNS	97	76
Rushing	44	30
Passing	43	37
Penalty	10	9
RUSHING YARDAGE	968	635
Yards gained rushing	1053	725
Yards lost rushing	85	90
Rushing Attempts	188	136
Average Per Rush	5.1	4.7
Average Per Game	242.0	158.8
TDs Rushing	11	7
PASSING YARDAGE	972	829
Comp-Att-Int	62-112-1	79-136-9
Average Per Pass	8.7	6.1
Average Per Catch	15.7	10.5
Average Per Game	243.0	207.2
TDs Passing	9	3
TOTAL OFFENSE	1940	1464
Total Plays	300	272
Average Per Play	6.5	5.4
Average Per Game	485.0	366.0
KICK RETURNS: #-Yards	7-179	14-296
PUNT RETURNS: #-Yards	3-42	5-52
INT RETURNS: #-Yards	9-70	1-13
KICK RETURN AVERAGE	25.6	21.1
PUNT RETURN AVERAGE	14.0	10.4
INT RETURN AVERAGE	7.8	13.0
FUMBLES-LOST	10-3	3-1
PENALTIES-Yards	25-288	28-233
Average Per Game	72.0	58.2
PUNTS-Yards	18-668	21-804
Average Per Punt	37.1	38.3
Net punt average	32.0	34.4
KICKOFFS-Yards	27-1721	15-978
Average Per Kick	63.7	65.2
Net kick average	40.7	39.9
TIME OF POSSESSION/Game	33:52	26:08
3RD-DOWN Conversions	25/52	17/53
3rd-Down Pct	48%	32%
4TH-DOWN Conversions	4/7	4/9
4th-Down Pct	57%	44%
SACKS BY-Yards	10-50	3-23
MISC YARDS	0	0
TOUCHDOWNS SCORED	21	10
FIELD GOALS-ATTEMPTS	2-2	2-6
ON-SIDE KICKS	0-0	0-0
RED-ZONE SCORES	(15-19) 79%	(7-10) 70%
RED-ZONE TOUCHDOWNS	(13-19) 68%	(5-10) 50%
PAT-ATTEMPTS	(20-20) 100%	(4-5) 80%
ATTENDANCE	270322	40284
Games/Avg Per Game	3/90107	1/40284
Neutral Site Games		0/0

SCORE BY QUARTERS	1ST	2ND	3RD	4TH	OT	TOTAL
Nebraska	21	34	42	57		154
Opponents	8	36	22	6		72

2016 Nebraska Individual Statistics

RUSHING	GP-GS	ATT	GAIN	LOSS	NET	AVG	TD	LONG	AVG/G
Ozigbo, Devine	4-1	66	292	9	283	4.3	4	17	70.8
Armstrong Jr., Tommy	4-4	52	320	39	281	5.4	4	37	70.2
Newby, Terrell	4-3	32	189	2	187	5.8	1	49	46.8
Bryant, Tre	4-0	13	77	3	74	5.7	1	13	18.5
Wilbon, Mikale	3-0	7	71	0	71	10.1	0	32	23.7
Moore, Alonzo	4-2	2	34	0	34	17.0	0	24	8.5
Carter, Cethan	4-4	2	25	0	25	12.5	0	16	6.2
Westerkamp, Jordan	4-0	2	19	0	19	9.5	1	10	4.8
Reilly, Brandon	2-1	1	12	0	12	12.0	0	12	6.0
Fyfe, Ryker	3-0	1	5	0	5	5.0	0	5	1.7
Lighbourn, Caleb	4-0	1	4	0	4	4.0	0	4	1.0
Pierson-El, De'Mornay	4-1	3	5	13	-8	-2.7	0	5	-2.0
TEAM	4	6	0	19	-19	-3.2	0	0	-4.8
Total	4	188	1053	85	968	5.1	11	49	242.0
Opponents	4	136	725	90	635	4.7	7	50	158.8

PASSING	G-S	EFFIC	CMP-ATT-INT	PCT	YDS	TD	LNG	AVG/G
Armstrong Jr., Tommy	4-4	153.40	60-106-1	56.6	931	8	63	232.8
Fyfe, Ryker	3-0	174.88	2-5-0	40.0	41	1	35	13.7
TEAM	4	0.00	0-1-0	0.0	0	0	0	0.0
Total	4	152.99	62-112-1	55.4	972	9	63	243.0
Opponents	4	103.34	79-136-9	58.1	829	3	35	207.2

RECEIVING	G-GS	NO.	YDS	AVG	TD	LONG	AVG/G
Moore, Alonzo	4	12	310	25.8	2	63	77.5
Morgan Jr., Stanley	4	10	96	9.6	0	14	24.0
Westerkamp, Jordan	4	9	163	18.1	4	55	40.8
Carter, Cethan	4	9	99	11.0	1	27	24.8
Newby, Terrell	4	6	41	6.8	0	14	10.2
Pierson-El, De'Mornay	4	5	51	10.2	0	12	12.8
Reilly, Brandon	2	3	87	29.0	0	38	43.5
Ozigbo, Devine	4	3	52	17.3	0	39	13.0
Rahn, Gabe	2	1	35	35.0	1	35	17.5
Reimers, Bryan	4	1	22	22.0	1	22	5.5
Cotton, Sam	4	1	11	11.0	0	11	2.8
Wilbon, Mikale	3	1	6	6.0	0	6	2.0
Bryant, Tre	4	1	-1	-1.0	0	0	-0.2
Total	4	62	972	15.7	9	63	243.0
Opponents	4	79	829	10.5	3	35	207.2

PUNT RETURNS	NO.	YDS	AVG	TD	LONG
Pierson-El, De'Mornay	3	42	14.0	0	45
Total	3	42	14.0	0	45
Opponents	5	52	10.4	0	25

INTERCEPTIONS	NO.	YDS	AVG	TD	LONG
Jones, Chris	2	27	13.5	0	27
Gerry, Nathan	2	8	4.0	0	6
Williams, Aaron	2	4	2.0	0	4
Williams, Kieron	2	31	15.5	1	23
Kalu, Joshua	1	0	0.0	0	0
Total	9	70	7.8	1	27
Opponents	1	13	13.0	0	13

KICK RETURNS	NO.	YDS	AVG	TD	LONG
Bryant, Tre	5	113	22.6	0	32
Nelson, Jordan	2	66	33.0	0	45
Total	7	179	25.6	0	45
Opponents	14	296	21.1	0	35

FUMBLE RETURNS	NO.	YDS	AVG	TD	LONG
Dzuris, Ross	1	9	9.0	0	9
Total	1	9	9.0	0	9
Opponents	1	34	34.0	0	34

FIELD GOALS	FGM-FGA	PCT	01-19	20-29	30-39	40-49	50-99	LG	BLK
Brown, Drew	2-2	100.0	0-0	2-2	0-0	0-0	0-0	29	0
Totals	2-2	100.0	0-0	2-2	0-0	0-0	0-0	29	0
Opponents	2-6	33.0	0-0	2-3	0-1	0-2	0-0	32	0

FG SEQUENCE	NEBRASKA	OPPONENTS
Fresno State	-	32,(26)
Wyoming	(29)	42,46,(27)
Oregon	-	-
Northwestern	(23)	27

Numbers in parentheses indicate field goal was made.

PUNTING	NO.	YDS	AVG	LONG	TB	FC	I20	50+	BLKD
Lighbourn, Caleb	17	668	39.3	58	2	3	5	1	0
TEAM	1	0	0.0	0	0	0	0	0	1
Total	18	668	37.1	58	2	3	5	1	1
Opponents	21	804	38.3	57	2	7	5	2	0

KICKOFFS	NO.	YDS	AVG	TB	OB	RETN	NET	YDLN
Brown, Drew	24	1529	63.7	11	0			
Lindsay, Spencer	3	192	64.0	2	0			
Total	27	1721	63.7	13	0	296	40.7	24
Opponents	15	978	65.2	8	0	179	39.9	25



	----- PATS -----									
SCORING	TD	FGS	KICK	RUSH	RCV	PASS	DXP	SAF	PTS	
Westerkamp, Jordan	5	0-0	0-0	0-0	0	0-0	0	0	0	30
Brown, Drew	0	2-2	19-19	0-0	0	0-0	0	0	0	25
Armstrong Jr., Tommy	4	0-0	0-0	0-0	0	0-0	0	0	0	24
Ozigbo, Devine	4	0-0	0-0	0-0	0	0-0	0	0	0	24
Moore, Alonzo	2	0-0	0-0	0-0	0	0-0	0	0	0	12
Williams, Kieron	1	0-0	0-0	0-0	0	0-0	0	0	0	6
Newby, Terrell	1	0-0	0-0	0-0	0	0-0	0	0	0	6
Carter, Cethan	1	0-0	0-0	0-0	0	0-0	0	0	0	6
Reimers, Bryan	1	0-0	0-0	0-0	0	0-0	0	0	0	6
Bryant, Tre	1	0-0	0-0	0-0	0	0-0	0	0	0	6
Rahn, Gabe	1	0-0	0-0	0-0	0	0-0	0	0	0	6
Darlington, Zack	0	0-0	0-0	1-1	0	0-0	0	0	0	2
Lindsay, Spencer	0	0-0	1-1	0-0	0	0-0	0	0	0	1
Total	21	2-2	20-20	1-1	0	0-0	0	0	0	154
Opponents	10	2-6	4-5	1-3	0	0-2	0	0	0	72

TOTAL OFFENSE	G	PLAYS	RUSH	PASS	TOTAL	AVG/G
Armstrong Jr., Tommy	4	158	281	931	1212	303.0
Ozigbo, Devine	4	66	283	0	283	70.8
Newby, Terrell	4	32	187	0	187	46.8
Bryant, Tre	4	13	74	0	74	18.5
Wilbon, Mikale	3	7	71	0	71	23.7
Fyfe, Ryker	3	6	5	41	46	15.3
Moore, Alonzo	4	2	34	0	34	8.5
Carter, Cethan	4	2	25	0	25	6.2
Westerkamp, Jordan	4	2	19	0	19	4.8
Reilly, Brandon	2	1	12	0	12	6.0
Lighbourn, Caleb	4	1	4	0	4	1.0
Pierson-El, De'Mornay	4	3	-8	0	-8	-2.0
TEAM	4	7	-19	0	-19	-4.8
Total	4	300	968	972	1940	485.0
Opponents	4	272	635	829	1464	366.0

ALL PURPOSE	G	RUSH	REC	PR	KOR	IR	TOT	AVG/G
Moore, Alonzo	4	34	310	0	0	0	344	86.0
Ozigbo, Devine	4	283	52	0	0	0	335	83.8
Armstrong Jr., Tommy	4	281	0	0	0	0	281	70.2
Newby, Terrell	4	187	41	0	0	0	228	57.0
Bryant, Tre	4	74	-1	0	113	0	186	46.5
Westerkamp, Jordan	4	19	163	0	0	0	182	45.5
Carter, Cethan	4	25	99	0	0	0	124	31.0
Reilly, Brandon	2	12	87	0	0	0	99	49.5
Morgan Jr., Stanley	4	0	96	0	0	0	96	24.0
Pierson-El, De'Mornay	4	-8	51	42	0	0	85	21.2
Wilbon, Mikale	3	71	6	0	0	0	77	25.7
Nelson, Jordan	4	0	0	0	66	0	66	16.5
Rahn, Gabe	2	0	35	0	0	0	35	17.5
Williams, Kieron	4	0	0	0	0	31	31	7.8
Jones, Chris	4	0	0	0	0	27	27	6.8
Reimers, Bryan	4	0	22	0	0	0	22	5.5
Cotton, Sam	4	0	11	0	0	0	11	2.8
Gerry, Nathan	3	0	0	0	0	8	8	2.7
Fyfe, Ryker	3	5	0	0	0	0	5	1.7
Lighbourn, Caleb	4	4	0	0	0	0	4	1.0
Williams, Aaron	4	0	0	0	0	4	4	1.0
TEAM	4	-19	0	0	0	0	-19	-4.8
Total	4	968	972	42	179	70	2231	557.8
Opponents	4	635	829	52	296	13	1825	456.2



Defensive Statistics

NAME	GP-GS	-----TACKLES-----			TFL-YDS	-SACKS-		---PASS DEF---			---FUMBLES---		BLKD	
		SOLO	AST	TOTAL		NO-YARDS		INT-YDS	BRUP	QBH	RCV-YDS	FF	KICK	SAF
26 Williams, Kieron	4-4	18	12	30	1-0	.		2-31	1
25 Gerry, Nathan	3-3	13	11	24	5-5	0.5-1		2-8	4
5 Young II, Dedrick	4-4	15	6	21	1-1	.		.	1	2	.	1	.	.
52 Banderas, Josh	4-3	7	11	18	1-1	.		.		2
10 Kalu, Joshua	4-4	13	5	18	1-6	1.0-6		1-0	2	2
88 Dzuris, Ross	4-4	8	8	16	6-16	3.5-12		.	.	1	1-9	.	.	.
24 Williams, Aaron	4-3	8	8	16	2-3	.		2-4	3
15 Rose-Ivey, Michael	4-1	6	8	14	3-7	0.5-4	
8 Jones, Chris	4-4	10	1	11	2-3	1.0-2		2-27	4
3 Newby, Marcus	4-2	3	7	10	1
91 Akinmoladun, Freedom	4-4	5	4	9	2	.	1	.	.
49 Weber, Chris	4-0	4	4	8
96 Davis, Carlos	4-3	2	5	7	1
55 Maurice, Kevin	4-4	3	4	7	2-12	2.0-12	
1 Jackson, Lamar	3-0	6	1	7	2-14	1.0-11	
41 McNitt, Luke	4-1	4	1	5
16 Reed, Antonio	3-0	4	1	5
44 Stoltenberg, Mick	3-1	2	3	5	2-3	0.5-2	
7 Barry, Mohamed	4-0	.	3	3
13 Domann, JoJo	4-0	2	1	3
94 Davis, Khalil	4-0	2	1	3	2-4
17 King, Sedrick	2-0	.	2	2	1
56 Simpson, Brad	4-0	.	2	2
1 Joseph, Boaz	4-0	.	2	2
35 Lighbourn, Caleb	4-0	1	.	1
28 Taylor, Adam	4-0	1	.	1
73 Hahn, Sam	4-4	1	.	1
22 Davis, Alex	3-0	.	1	1
11 Carter, Cethan	4-4	1	.	1
29 Nabity, Graham	4-0	1	.	1
39 Nelson, Jordan	4-0	.	1	1
9 Neal, DaiShon	4-0	.	1	1
45 Natter, A.J.	3-0	1	.	1
15 Pierson-El, De'Mornay	4-1	1	.	1
Total	4-0	142	114	256	30-75	10-50		9-70	15	12	1-9	2	.	.
Opponents	4-0	-	-	-	-	3-23		1-13	13	4	3-34	2	1	.

SPECIAL TEAMS TACKLES	S-A/TOT	FS	WYO	ORE	NW	ILL	IND	PUR	WIS	OSU	MINN	MD	IOWA	B1Gx
McNitt, Luke	4-1/5	2-0/2	0-1/1	1-0/1	1-0/1									
Domann, JoJo	2-1/3	1-0/1	-	0-1/1	1-0/1									
Simpson, Brad	0-2/2	-	0-1/1	0-1/1	-									
Joseph, Boaz	1-1/2	-	1-0/1	0-1/1	-									
Barry, Mohamad	0-2/2	1-0/1	-	0-1/1	-									
Nabity, Graham	1-0/1	1-0/1	-	-	-									
Hahn, Sam	1-0/1	1-0/1	-	-	-									
Williams, Kieron	1-0/1	1-0/1	-	-	-									
Nelson, Jordan	0-1/1	0-1/1	-	-	-									
Lighbourn, Caleb	1-0/1	-	1-0/1	-	-									
Weber, Chris	2-1/3	-	0-1/1	-	2-0/2									
Taylor, Adam	1-0/1	-	-	1-0/1	-									
Neal, DaiShon	0-1/1	-	-	-	0-1/2									
Dzuris, Ross	0-1/1	-	-	-	0-1/1									



Individual Game By Game

RUSHING	NO-YDS/TD	FS	WYO	ORE	NW	ILL	IND	PUR	WIS	OSU	MINN	MD	IOWA	B1G
Ozigbo, Devine RB	66-283/4	17-103/2	15-44/1	21-95/1	13-41/0									
Armstrong Jr., Tommy QB	52-281/4	11-42/2	12-12/1	16-95/1	13-132/0									
Newby, Terrell RB	32-187/1	11-56/0	4-20/0	7-42/0	10-69/1									
Bryant, Tre RB	13-74/1	5-36/1	7-34/0	1-4/0	-									
Wilbon, Mikale RB	7-71/0	1-16/0	DNP	-	6-55/0									
Moore, Alonzo WR	2-34/0	2-34/0	-	-	-									
Carter, Cethan TE	2-25/0	-	1-9/0	-	1-16/0									
Westerkamp, Jordan WR	2-19/1	1-9/0	-	-	1-10/1									
Reilly, Brandon WR	1-12/0	DNP	1-12/0	DNP	-									
Fyfe, Ryker QB	1-5/0	1-5/0	-	-	DNP									
Lightbourn, Caleb P	1-4/0	-	1-4/0	-	-									
Pierson-El, De'Mornay WR	3--8/0	1--7/0	1-5/0	1--6/0	-									
TEAM	6--19/0	1--2/0	1--2/0	1--2/0	3--13/0									

RECEIVING	NO-YDS/TD	FS	WYO	ORE	NW	ILL	IND	PUR	WIS	OSU	MINN	MD	IOWA	B1G
Moore, Alonzo WR	12-310/2	3-92/1	3-109/1	3-37/0	3-72/0									
Westerkamp, Jordan WR	9-163/4	1-6/0	4-105/2	3-39/2	1-13/0									
Carter, Cethan TE	9-99/1	-	2-20/0	5-48/0	2-31/1									
Morgan Jr., Stanley WR	10-96/0	1-11/0	2-17/0	3-35/0	4-33/0									
Reilly, Brandon WR	3-87/0	DNP	2-52/0	DNP	1-35/0									
Ozigbo, Devine RB	3-52/0	1-5/0	1-39/0	1-8/0	-									
Pierson-El, De'Mornay WR	5-51/0	-	1-9/0	1-11/0	3-31/0									
Newby, Terrell RB	6-41/0	-	4-27/0	-	2-14/0									
Rahn, Gabe WR	1-35/1	-	1-35/1	DNP	DNP									
Reimers, Bryan WR	1-22/1	-	-	1-22/1	-									
Cotton, Sam TE	1-11/0	-	-	-	1-11/0									
Wilbon, Mikale RB	1-6/0	-	DNP	-	1-6/0									
Bryant, Tre RB	1--1/0	-	1--1/0	-	-									

PASSING										
Tommy Armstrong Jr.	Att	Comp	Int	Pct	Yards	TD	Long	Sack	Yds	Effic
Fresno State	10	5	0	50.0	108	1	57	0	0	173.7
Wyoming	34	20	1	58.8	377	3	63	2	19	175.2
Oregon	33	17	0	51.5	200	3	22	1	4	132.4
Northwestern	29	18	0	62.1	246	1	59	0	0	144.7
TOTALS	106	60	1	56.6	931	8	63	3	23	153.4
Fyfe, Ryker	Att	Comp	Int	Pct	Yards	TD	Long	Sack	Yds	Effic
Fresno State	3	1	0	33.3	6	0	6	0	0	50.1
Wyoming	1	1	0	100.0	35	1	35	0	0	724.0
Oregon	1	0	0	0.0	0	0	0	0	0	0.0
TOTALS	5	2	0	40.0	41	1	35	0	0	174.9

PUNT RETURNS	NO-YDS	FS	WYO	ORE	NW	ILL	IND	PUR	WIS	OSU	MINN	MD	IOWA	B1G
Pierson-El, De'Mornay	3-42	-	-	3-42	-									

KICK RETURNS	NO-YDS	FS	WYO	ORE	NW	ILL	IND	PUR	WIS	OSU	MINN	MD	IOWA	B1G
Bryant, Tre	5-113	1-32	2-41	1-19	1-21									
Nelson, Jordan	2-66	-	1-45	1-21	-									

Defense Game By Game

TOTAL TACKLES	UA-A	TOT	FS	WYO	ORE	NW
Williams, Kieron DB	18-12	30	6-4	4-1	3-4	5-3
Gerry, Nathan DB	13-11	24	DNP	4-3	4-5	5-3
Young II, Dedrick LB	15-6	21	5-1	2-2	2-2	6-1
Banderas, Josh LB	7-11	18	1-1	2-5	2-3	2-2
Kalu, Joshua DB	13-5	18	6-1	1-2	1-0	5-2
Williams, Aaron DB	8-8	16	3-2	-	0-4	5-2
Dzuris, Ross DE	8-8	16	3-1	1-3	3-2	1-2
Rose-Ivey, Michael LB	6-8	14	0-1	2-3	4-2	0-2
Jones, Chris DB	10-1	11	1-0	1-0	5-1	3-0
Newby, Marcus LB	3-7	10	1-2	1-3	1-2	-
Akinmoladun, Freedom DE	5-4	9	0-1	0-1	4-1	1-1
Weber, Chris LB	4-4	8	1-2	1-2	-	2-0
Davis, Carlos DT	2-5	7	0-1	2-3	-	0-1
Jackson, Lamar DB	6-1	7	5-1	-	DNP	1-0
Maurice, Kevin DT	3-4	7	0-2	0-1	0-1	3-0
McNitt, Luke FB	4-1	5	2-0	0-1	1-0	1-0
Reed, Antonio DB	4-1	5	DNP	-	2-0	2-1
Stoltenberg, Mick DT	2-3	5	1-1	DNP	0-1	1-1
Barry, Mohamed LB	0-3	3	0-1	0-1	0-1	-
Davis, Khalil DT	2-1	3	0-1	2-0	-	-
Domann, JoJo DB	2-1	3	1-0	-	0-1	1-0
Joseph, Boaz DB	0-2	2	-	0-1	0-1	-
King, Sedrick DE	0-2	2	0-1	0-1	DNP	DNP
Simpson, Brad LB	0-2	2	-	0-1	0-1	-
Natter, A.J. DE	1-0	1	1-0	-	-	DNP
Taylor, Adam LB	1-0	1	-	-	1-0	-
Davis, Alex DE	0-1	1	0-1	-	DNP	-
Pierson-El, De'Mornay WR	1-0	1	-	-	1-0	-
Nabity, Graham FB	1-0	1	1-0	-	-	-
Hahn, Sam OG	1-0	1	1-0	-	-	-
Carter, Cethan TE	1-0	1	-	1-0	-	-
Lightbourn, Caleb P	1-0	1	-	1-0	-	-
Nelson, Jordan FB	0-1	1	0-1	-	-	-
Neal, DaiShon DE	0-1	1	-	-	-	0-1



Defense Game By Game

TACKLES FOR LOSS	UA-A	TOT	FS	WYO	ORE	NW	ILL	IND	PUR	WIS	OSU	MINN	MD	IOWA	B1G
Dzuris, Ross DE	5-1	6	3-6	2-5	1-5	-									
Gerry, Nathan DB	3-2	5	DNP	1-1	2-2	2-2									
Rose-Ivey, Michael LB	1-2	3	-	1-4	1-3	1-0									
Maurice, Kevin DT	2-0	2	-	-	-	2-12									
Williams, Aaron DB	1-1	2	1-1	-	-	1-2									
Jones, Chris DB	2-0	2	-	-	-	2-3									
Davis, Khalil DT	2-0	2	-	2-4	-	-									
Jackson, Lamar DB	2-0	2	2-14	-	DNP	-									
Stoltenberg, Mick DT	1-1	2	-	DNP	-	2-3									
Kalu, Joshua DB	1-0	1	1-6	-	-	-									
Williams, Kieron DB	0-1	1	1-0	-	-	-									
Banderas, Josh LB	0-1	1	-	-	1-1	-									
Young II, Dedrick LB	0-1	1	-	-	-	1-1									

SACKS	UA-A	TOT	FS	WYO	ORE	NW	ILL	IND	PUR	WIS	OSU	MINN	MD	IOWA	B1G
Dzuris, Ross DE	3-1	3.5	2.0-4	0.5-3	1.0-5	-									
Maurice, Kevin DT	2-0	2.0	-	-	-	2.0-12									
Jackson, Lamar DB	1-0	1.0	1.0-11	-	DNP	-									
Kalu, Joshua DB	1-0	1.0	1.0-6	-	-	-									
Jones, Chris DB	1-0	1.0	-	-	-	1.0-2									
Stoltenberg, Mick DT	0-1	0.5	-	DNP	-	0.5-2									
Gerry, Nathan DB	0-1	0.5	DNP	-	-	0.5-1									
Rose-Ivey, Michael LB	0-1	0.5	-	0.5-4	-	-									

INT RETURNS	NO-YDS	FS	WYO	ORE	NW	ILL	IND	PUR	WIS	OSU	MINN	MD	IOWA	B1G
Gerry, Nathan	2-8	DNP	2-8	-	-									
Jones, Chris	2-27	1-0	1-27	-	-									
Williams, Kieron	2-31	1-8	1-23	-	-									
Williams, Aaron	2-4	-	1-4	-	1-0									
Kalu, Joshua	1-0	-	-	-	1-0									

FUMBLES RECOVERED	NO	FS	WYO	ORE	NW	ILL	IND	PUR	WIS	OSU	MINN	MD	IOWA	B1G
Dzuris, Ross	1	-	1	-	-									

FORCED FUMBLES	NO	FS	WYO	ORE	NW	ILL	IND	PUR	WIS	OSU	MINN	MD	IOWA	B1G
Young II, Dedrick	1	-	1	-	-									
Akinmoladun, Freedom	1	-	-	1	-									

FUMBLE RETURNS	NO-YDS	FS	WYO	ORE	NW	ILL	IND	PUR	WIS	OSU	MINN	MD	IOWA	B1G
Dzuris, Ross	1-9	-	1-9	-	-									

Nebraska Team Game By Game

DATE	OPPONENT	--RUSHING--				--RECEIVING--				-----PASSING-----				--KICK RET--				--PUNT RET--				TOTAL	
		NO.	YDS	TD	LG	NO.	YDS	TD	LG	CMP	ATT	INT	YDS	TD	LG	NO	YDS	TD	LG	NO	YDS	TD	LG
Sept. 3, 2016	Fresno State	51	292	5	24	6	114	1	57	6-13-0	114	1	57	1	32	0	32	0	0	0	0	0	406
Sept. 10, 2016	Wyoming	43	138	2	12	21	412	4	63	21-35-1	412	4	63	3	86	0	45	0	0	0	0	0	550
Sept. 17, 2016	Oregon	47	228	2	34	17	200	3	22	17-35-0	200	3	22	2	40	0	21	3	42	0	45	0	428
Sept. 24, 2016	at Northwestern	47	310	2	49	18	246	1	59	18-29-0	246	1	59	1	21	0	21	0	0	0	0	0	556
	Totals	188	968	11	49	62	972	9	63	62-112-1	972	9	63	7	179	0	45	3	42	0	45	0	1940
	Opponent	136	635	7	50	79	829	3	35	79-136-9	829	3	35	14	296	0	35	5	52	0	25	0	1464

DATE	OPPONENT	-----TACKLES-----				--SACKS--		--FUMBLE--		INT-YDS	QBH	PASS BRK	BLKD KICK	--KICKS-----XPTS--				SAF	PTS
		SOLO	AST	TOTAL	TFL-YDS	NO-YDS	FF	FR-YDS						ATT-MAD	RUN	RCV			
Sept. 3, 2016	Fresno State	39	26	65	7.0-27	4.0-21	0	0-0		2-8	5	3	0	5-5	1	0	0	0	43
Sept. 10, 2016	Wyoming	25	34	59	5.0-14	1.0-7	1	1-9		5-62	5	3	0	7-7	0	0	0	0	52
Sept. 17, 2016	Oregon	34	32	66	4.0-11	1.0-5	1	0-0		0-0	0	3	0	5-5	0	0	0	0	35
Sept. 24, 2016	at Northwestern	44	22	66	9.0-23	4.0-17	0	0-0		2-0	2	6	0	3-3	0	0	0	0	24
	Totals	142	114	256	25.0-75	10.0-50	2	1-9		9-70	12	15	0	20-20	1	0	0	0	154
	Opponent	152	150	302	17.0-68	3.0-23	2	3-34		1-13	4	13	1	5-4	1	0	0	0	72

DATE	OPPONENT	PUNTING										FIELD GOALS			KICKOFFS				
		NO	YDS	AVG	LONG	BLKD	TB	FC	50+	I20	ATT-MADE	LG	BLKD	NO	YDS	AVG	TB	OB	
Sept. 3, 2016	Fresno State	5	145	29.0	43	1	0	2	0	0	0-0	0	0	7	444	63.4	2	0	
Sept. 10, 2016	Wyoming	3	94	31.3	44	0	0	1	0	1	1-1	29	0	9	582	64.7	7	0	
Sept. 17, 2016	Oregon	5	236	47.2	58	0	0	0	1	3	0-0	0	0	6	377	62.8	2	0	
Sept. 24, 2016	at Northwestern	5	193	38.6	47	0	2	0	0	1	1-1	23	0	5	318	63.6	2	0	
	Totals	18	668	37.1	58	1	2	3	1	5	2-2	29	0	27	1721	63.7	13	0	
	Opponent	21	804	38.3	57	0	2	7	2	5	6-2	27	0	15	978	65.2	8	0	

Opponent Team Game By Game

DATE	OPPONENT	--RUSHING--				--RECEIVING--				-----PASSING-----				--KICK RET--				--PUNT RET--				TOTAL	
		NO	YDS	TD	LG	NO	YDS	TD	LG	CMP	ATT	INT	YDS	TD	LG	NO	YDS	TD	LG	NO	YDS	TD	LG
Sept. 3, 2016	Fresno State	26	31	0	19	24	243	1	32	24-43-2	243	1	32	5	102	0	32	2	17	0	15	0	274
Sept. 10, 2016	Wyoming	31	131	1	42	16	189	1	35	16-32-5	189	1	35	2	40	0	24	1	25	0	25	0	320
Sept. 17, 2016	Oregon	47	336	5	50	14	146	0	25	14-23-0	146	0	25	4	70	0	20	1	5	0	5	0	482
Sept. 24, 2016	at Northwestern	32	137	1	42	25	251	1	24	25-38-2	251	1	24	3	84	0	35	1	5	0	5	0	388
	Opponent totals	136	635	7	50	79	829	3	35	79-136-9	829	3	35	14	296	0	35	5	52	0	25	0	1464
	Nebraska	188	968	11	49	62	972	9	63	62-112-1	972	9	63	7	179	0	45	3	42	0	45	0	1940

DATE	OPPONENT	-----TACKLES-----				--SACKS--		--FUMBLE--		INT-YDS	QBH	PASS BRK	BLKD KICK	--KICKS-----XPTS--				SAF	PTS
		SOLO	AST	TOTAL	TFL-YDS	NO-YDS	FF	FR-YDS						ATT-MAD	RUN	RCV			
Sept. 3, 2016	Fresno State	29	42	71	1.0-7	0.0-0	0	0-0		0-0	0	2	1	1-1	0	0	0	0	10
Sept. 10, 2016	Wyoming	39	36	75	5.0-25	2.0-19	1	0-0		1-13	1	4	0	2-2	0	0	0	0	17
Sept. 17, 2016	Oregon	42	38	80	5.0-19	1.0-4	0	1-34		0-0	1	5	0	0-0	1	0	0	0	32
Sept. 24, 2016	at Northwestern	42	34	76	6.0-17	0.0-0	1	2-0		0-0	2	2	0	2-1	0	0	0	0	13
	Opponent totals	152	150	302	17.0-68	3.0-23	2	3-34		1-13	4	13	1	5-4	1	0	0	0	72
	Nebraska	142	114	256	25.0-75	10.0-50	2	1-9		9-70	12	15	0	20-20	1	0	0	0	154

DATE	OPPONENT	PUNTING										FIELD GOALS			KICKOFFS				
		NO	YDS	AVG	LONG	BLKD	TB	FC	50+	I20	ATT	MADE	LG	BLKD	NO	YDS	AVG	TB	OB
Sept. 3, 2016	Fresno State	6	210	35.0	48	0	1	1	0	1	2-1	26	0	2	130	65.0	1	0	
Sept. 10, 2016	Wyoming	3	130	43.3	57	0	0	0	1	1	3-1	27	0	4	250	62.5	1	0	
Sept. 17, 2016	Oregon	6	221	36.8	47	0	0	3	0	1	0-0	0	0	6	403	67.2	4	0	
Sept. 24, 2016	at Northwestern	6	243	40.5	50	0	1	3	1	2	1-0	0	0	3	195	65.0	2	0	
	Opponent totals	21	804	38.3	57	0	2	7	2	5	6-2	27	0	15	978	65.2	8	0	
	Nebraska	18	668	37.1	58	1	2	3	1	5	2-2	29	0	27	1721	63.7	13	0	

Team Comparison

OPPONENT	SCORE	1ST DNS (RUN/PASS/PEN.)	RUSHING	PASSING	PASS YDS	TOTAL OFFENSE	RET YDS	T/O
FRESNO STATE	43-10	20/17 (15/2; 4/12; 1/3)	51-292/26-31	6-13-0/24-43-2	114/243	64-406/69-274	40/119	0/2
WYOMING	52-17	25/16 (5/5; 17/8; 3/3)	43-138/31-131	21-35-1/16-32-5	412/189	78-550/63-320	157/78	1/6
OREGON	35-32	26/20 (12/14; 10/5; 4/1)	47-228/47-336	17-35-0/14-23-0	200/146	82-428/70-482	82/109	1/0
at Northwestern	24-13	26/23 (12/9; 12/12; 2/2)	47-310/32-137	18-29-0/25-38-2	246/251	76-556/70-388	21/89	2/2
Totals	154-72	97/76 (44/30; 43/37; 10/9)	188-968/136-635	62-112-1/79-136-9	972/829	300-1940/272-1464	300/395	4/10

Note: Game totals are displayed in the format TEAM/OPPONENT for each category

OPPONENT	3RD DOWN	4TH DOWN	TIME POSS	MARGIN	YDS/RUSH	YDS/PASS	YDS/PLAY	PUNTING	PENALTIES
FRESNO STATE	5-11/5-15	1-1/1-2	31:53/28:07	3:46	5.7/1.2	8.8/5.7	6.3/4.0	5-29.0/6-35.0	7-80/6-29
WYOMING	8-14/2-10	0-2/1-2	33:07/26:53	6:14	3.2/4.2	11.8/5.9	7.1/5.1	3-31.3/3-43.3	7-93/5-42
OREGON	5-13/5-14	2-3/2-3	35:05/24:55	10:10	4.9/7.1	5.7/6.3	5.2/6.9	5-47.2/6-36.8	7-55/13-126
at Northwestern	7-14/5-14	1-1/0-2	35:23/24:37	10:46	6.6/4.3	8.5/6.6	7.3/5.5	5-38.6/6-40.5	4-60/4-36
Totals	25-52/17-53	4-7/4-9	135:28/104:32	30:56	5.1/4.7	8.7/6.1	6.5/5.4	18-37.1/21-38.3	288/233

Note: Game totals are displayed in the format TEAM/OPPONENT for each category

Nebraska Red Zone Chart

NEBRASKA INSIDE OPPONENT RED-ZONE																
DATE	OPPONENT	SCORE	TIMES IN RZ	TIMES SCORED	PTS	TOTAL TDS	RUSH TDS	PASS TDS	FGS MADE	----- FAILED TO SCORE INSIDE RZ -----						GAME
Sept. 3	Fresno State	W, 43-10	5	5	36	5	5	0	0	FGA	DOWN	INT	FUMB	HALF		
Sept. 10	Wyoming	W, 52-17	6	4	24	3	2	1	1	0	1	1	0	0	0	0
Sept. 17	Oregon	W, 35-32	3	2	14	2	1	1	0	0	0	0	1	0	0	0
* Sept 24	at Northwestern	W, 24-13	5	4	24	3	2	1	1	0	0	0	1	0	0	0
Totals			19	15	98	13	10	3	2	0	1	1	2	0		0
15 of 19 (78.9%)																

OPPONENT INSIDE NEBRASKA RED-ZONE																
DATE	OPPONENT	SCORE	TIMES IN RZ	TIMES SCORED	PTS	TOTAL TDS	RUSH TDS	PASS TDS	FGS MADE	----- FAILED TO SCORE INSIDE RZ -----						GAME
Sept. 3	Fresno State	W, 43-10	4	2	10	1	0	1	1	FGA	DOWN	INT	FUMB	HALF		
Sept. 10	Wyoming	W, 52-17	2	2	10	1	1	0	1	0	0	0	0	0	0	0
Sept. 17	Oregon	W, 35-32	3	3	20	3	3	0	0	0	0	0	0	0	0	0
* Sept 24	at Northwestern	W, 24-13	1	0	0	0	0	0	0	1	0	0	0	0	0	0
Totals			10	7	40	5	4	1	2	2	0	1	0	0		0
7 of 10 (70.0%)																

LONG SEASON PLAYS (20 OR MORE YARDS)

	Husker Long Plays				Opponent Long Plays			
	Rush	Pass	Ret.	Total	Rush	Pass	Ret.	Total
Fresno State	1	2	1	4	0	2	3	5
Wyoming	0	7	4	11	3	2	0	5
Oregon	1	4	2	7	5	3	3	11
Northwestern	4	3	1	8	1	2	3	6
Totals	6	16	8	30	9	9	9	27

DRIVE SUPERLATIVES

	Nebraska	Opponent
Most Yards (Result)	97 vs. Wyoming (TD)	97 vs. Oregon (TD)
Most Plays (Result)	13 vs. Fresno St. (TD); at NW (FG)	13 vs. Fresno State (Missed FG)
Most Time (Result)	6:25 vs. Fresno State (TD)	5:45 vs. Fresno State (Missed FG)

NEBRASKA LONG PLAYS (30; 6 RUNS; 16 PASSES; 8 RETURNS)

Yards	Opponent	Play	Result
63	Wyoming	Pass (Armstrong-Moore)	Touchdown
59	Northwestern	Pass (Armstrong-Moore)	1st-Goal
57	Fresno State	Pass (Armstrong-Moore)	Touchdown
55	Wyoming	Pass (Armstrong-Westerkamp)	1st-10
49	Northwestern	Rush (Newby)	Turnover
45	Wyoming	KOR (Nelson)	1st-10
45	Oregon	PR (Pierson-El)	1st-10
39	Wyoming	Pass (Armstrong-Ozigbo)	1st-10
38	Wyoming	Pass (Armstrong-Reilly)	1st-Goal
37	Northwestern	Rush (Armstrong)	1st-Goal
37	Northwestern	Pass (Armstrong-Reilly)	1st-Goal
35	Wyoming	Pass (Fyfe-Rahn)	Touchdown
34	Oregon	Run (Armstrong)	Touchdown
34	Wyoming	Pass (Armstrong-Westerkamp)	Touchdown
32	Fresno State	KOR (Bryant)	1st-10
32	Northwestern	Rush (Wilbon)	1st-10
28	Wyoming	Pass (Armstrong-Moore)	1st-10
27	Wyoming	IR (Jones)	1st-10
27	Northwestern	Pass (Armstrong-Carter)	1st-10
24	Fresno State	Run (Moore)	1st-10
24	Wyoming	KOR (Bryant)	1st-10
23	Fresno State	Pass (Armstrong-Moore)	1st-10
23	Wyoming	IR (K. Williams)	Touchdown
22	Oregon	Pass (Armstrong-Westerkamp)	Touchdown
22	Oregon	Pass (Armstrong-Reimers)	Touchdown
21	Oregon	Pass (Armstrong-Carter)	1st-10
21	Oregon	KOR (Nelson)	1st-10
21	Northwestern	KOR (Bryant)	1st-10
20	Northwestern	Rush (Armstrong)	1st-10
20	Oregon	Pass (Armstrong-Moore)	1st-10

OPPONENT LONG PLAYS (27; 9 RUNS; 9 PASSES; 9 RETURNS)

Yards	Opponent	Play	Result
50	Oregon	Run (Griffin)	Touchdown
46	Oregon	Run (Benoit)	1st-10
42	Wyoming	Run (Conway)	1st-10
42	Northwestern	Rush (Thorson)	Touchdown
41	Oregon	Run (Benoit)	Touchdown
35	Wyoming	Pass (Allen-Gentry)	Touchdown
35	Northwestern	KOR (Vault)	1st-10
34	Oregon	FR (Springs)	1st-10
32	Fresno State	Pass (Kline-Peck)	1st-10
32	Fresno State	KOR (Potts)	1st-10
31	Wyoming	Pass (Allen-Gentry)	1st-10
28	Wyoming	Run (Conway)	1st-10
27	Northwestern	KOR (Nagel)	1st-10
25	Oregon	Pass (Prukop-Nelson)	1st-10
25	Fresno State	Pass (Kline-Peck)	1st-10
24	Wyoming	Run (May)	1st-10
24	Northwestern	Pass (Thorson-Carr)	Touchdown
23	Northwestern	Pass (Thorson-Carr)	1st-10
23	Oregon	Pass (Prukop-Stanford)	1st-Goal
22	Oregon	Run (Prukop)	1st-10
23	Fresno State	KOR (Johnson)	1st-10
22	Northwestern	KOR (Vault)	1st-10
21	Oregon	Pass (Prukop-Nelson)	1st-10
20	Fresno State	KOR (Johnson)	1st-10
20	Oregon	KOR (Nelson)	1st-10
20	Oregon	Run (Brooks-James)	Touchdown
20	Oregon	KOR (Nelson)	1st-10

GAME-OPENING DRIVES

Opponent	[---- Nebraska ----]			[---- Opponent ----]		
	Pts.	1st Dwn	Yds	Pts.	1st Dwn	Yds
Fresno State	0	0	7	0	3	46
Wyoming	0	2	19	0	0	7
Oregon	0	0	3	0	3	36
Northwestern	0	1	75	0	1	27

SECOND HALF-OPENING DRIVES

Opponent	[---- Nebraska ----]			[---- Opponent ----]		
	Pts.	1st Dwn	Yds	Pts.	1st Dwn	Yds
Fresno State	7	3	57	0	0	1
Wyoming	0	0	4	3	3	65
Oregon	7	4	75	0	0	3
Northwestern	7	3	80	0	3	40



	Scoring	[---Time---		[--Plays--]			
Game	Drives	Total	Avg.	Total	Avg.	5 or less	1 or 0
Fresno State	6	21:11	3:31	46	7.67	2	0
Wyoming	8	16:37	2:04	39	4.88	4	3
Oregon	5	16:05	3:13	41	8.20	1	0
at Northwestern	4	14:38	3:39	34	8.50	1	0
Totals	23	68:31	2:58	160	6.96	8	3
Opponents	12	28:23	2:21	83	6.92	4	2

Opponent	Plays	Yds	Time	Score	Qtr./Time	Play
Fresno State	13	80	6:25	7-0	1st/0:43	Ozigbo 1-yd. run
Fresno State	4	38	1:27	14-0	2nd/12:34	Ozigbo 6-yd. run
Fresno State	9	58	4:03	21-10	3rd/9:59	Armstrong 9-yd. run
Fresno State	2	62	14:51	28-10	4th/14:51	Moore 57-yd. pass from Armstrong
Fresno State	8	63	4:17	36-10	4th/9:50	Armstrong 4-yd. run
Fresno State	10	67	4:03	43-10	4th/4:20	Bryant 3-yd. run
Wyoming	7	97	3:05	7-0	1st/6:12	Armstrong 7-yd. run
Wyoming	9	52	3:38	10-0	2nd/9:03	Brown 29-yd. FG
Wyoming	5	52	0:44	17-0	2nd/5:57	Moore 63-yd. from Armstrong
Wyoming	0	0	0:00	24-10	3rd/4:48	K. Williams 23-yd. interception return
Wyoming	8	76	3:17	31-17	4th/13:11	Westerkamp 34-yd. pass from Armstrong
Wyoming	1	1	0:04	38-17	4th/12:59	Ozigbo 1-yd. run
Wyoming	10	53	4:48	45-17	4th/7:28	Westerkamp 9-yd. pass from Armstrong
Wyoming	1	35	0:09	52-17	4th/5:15	Rahn 35-yd. pass from Armstrong
Oregon	8	55	2:53	7-8	1st/2:05	Westerkamp 22-yd. pass from Armstrong
Oregon	5	19	0:29	14-20	2nd/0:05	Westerkamp 3-yd. pass from Armstrong
Oregon	7	75	3:12	21-20	3rd/11:48	Reimers 22-yd. pass from Armstrong
Oregon	10	62	4:28	28-20	3rd/6:13	Ozigbo 13-yd. run
Oregon	11	80	5:03	35-32	4th/2:29	Armstrong 34-yd. run
Northwestern	13	74	5:47	3-0	2nd/13:40	Brown 23-yd FG
Northwestern	2	63	0:42	10-7	2nd/1:41	Newby 4-yd. run
Northwestern	10	80	3:52	17-7	3rd/9:00	Carter 4-yd. pass from Armstrong
Northwestern	9	79	4:17	24-13	3rd/3:06	Westerkamp 10-yd. run

	[----Drive-----]					
Opponent	Plays	Yds	Time	Score	Qtr./Time	Play
Fresno State	7	32	2:37	7-14	2nd/5:38	Peck 7-yd. pass from Virgil
Fresno State	10	68	3:39	10-14	2nd/0:00	Kroening 26-yd. FG
Wyoming	5	52	0:44	7-17	2nd/0:08	Gentry 35-yd. pass from Allen
Wyoming	10	65	3:52	10-17	3rd/11:08	Rothe 27-yd. FG
Wyoming	6	76	3:06	17-24	2nd/1:35	Hill 1-yd. run
Oregon	10	65	2:46	8-0	1st/8:19	Brooks-James 20-yd. run
Oregon	11	64	3:41	14-7	2nd/5:56	Brooks-James 2-yd. run
Oregon	1	50	0:09	20-7	2nd/2:30	Griffin 50-yd. run
Oregon	7	75	3:31	26-28	3rd/2:42	Benoit 41-yd. run
Oregon	10	97	2:54	32-28	4th/10:31	James-Brooks 1-yd. run
Northwestern	1	42	0:09	7-3	2nd/9:09	Thorson 42-yd. run
Northwestern	5	52	1:24	13-17	3rd/7:29	Carr 24-yd. pass from Thorson

[illegible]

Nebraska	10 (3/1 F/L, 9 INT)	6	0-0	42	3 (10/3 F/L, 1 INT)
Opponent	3 (10/3 F/L, 1 INT)	1	0-0	6	10 (3/1 F/L, 9 INT)

[illegible]

Totals	31.9 (1659/52/5/5)	27.8 (1443/52/9/6)	4.2
--------	--------------------	--------------------	-----

*does not include drives with time of 0:00 (ie, defensive and special teams touchdowns, end of half turnovers, overtime, etc.)

[illegible]

Totals (Avg/Penalty)	25-288 (11.5)	28-233 (8.3)
Avg/Game	6.3-72.0	7.0-58.3

Individual Career/Season Superlatives

SEASON AND CAREER, MOST PASSING YARDS

Player	2016	Career
Tommy Armstrong Jr.	377 vs. Wyoming	381 vs. USC, 2014
Ryker Fyfe	35 vs. Wyoming	407 at Purdue, 2015
De'Mornay Pierson-El		16 at Northwestern, 2014

*Indicates touchdown pass

SEASON AND CAREER, MOST RECEIVING YARDS

Player	2016	Career
Tommy Armstrong Jr.		16 at Northwestern, 2014
Christian Bailey		10 at Fresno State, 2014
Tre Bryant	-1 vs. Wyoming	Same
Cethan Carter	48 vs. Oregon	76 vs. Iowa, 2015
Sam Cotton	11 at Northwestern	23 at Fresno State, 2014
Trey Foster		9 at Purdue, 2013; vs. BYU, 2015
Luke McNitt		6 vs. S. Alabama, 2015
Alonzo Moore	109 vs. Wyoming	Same
Stanley Morgan Jr.	35 vs. Oregon	78 at Miami, 2015
Terrell Newby	27 vs. Wyoming	38 vs. S. Alabama, 2015
Devine Ozigbo	39 vs. Wyoming	42 at Purdue, 2015
Gabe Rahn	35 vs. Wyoming	Same
Bryan Reimers	22 vs. Oregon	Same
De'Mornay Pierson-El	31 at Northwestern	134 vs. USC, 2014
Brandon Reilly	52 vs. Wyoming	112 vs. Southern Miss, 2015
Jordan Westerkamp	105 vs. Wyoming	158 at Michigan State, 2014
Mikale Wilbon	6 at Northwestern	28 vs. BYU, 2015

*Indicates touchdown scored

SEASON AND CAREER, LONGEST PASS

2016	Career
63* vs. Wyoming (Moore)	99* vs. Georgia, 2013 (Enunwa)
35 vs. Wyoming (Rahn)	52 at Purdue (Reilly)
	16* at Northwestern (Armstrong)

SEASON AND CAREER, LONGEST CATCH

2016	Career
	16* at Northwestern, 2014 (Pierson-El)
	10* at Fresno State, 2014 (Fyfe)
-1 vs. Wyoming (Armstrong)	Same
27 at Northwestern (Armstrong)	55 at Illinois, 2015 (Armstrong)
11 at Northwestern (Armstrong)	23* at Fresno State, 2014 (Armstrong)
	9 at Purdue, '13 (Kellogg); 9* vs. BYU, '15 (Armstrong)
	6 vs. S. Alabama, 2015(Fyfe)
63* vs. Wyoming (Armstrong)	Same
14 vs. Oregon (Armstrong)	33 at Miami, 2015 (Armstrong)
11 at Northwestern (Armstrong)	30 vs. S. Alabama, 2015 (Armstrong)
39 vs. Wyoming (Armstrong)	30 at Purdue, 2015 (Fyfe)
35* vs. Wyoming (Fyfe)	Same
22* vs. Oregon (Armstrong)	Same
12 at Northwestern (Armstrong)	46 at Northwestern, 2014 (Armstrong)
38 vs. Wyoming (Armstrong)	52 at Purdue, 2015 (Fyfe)
55 vs. Wyoming (Armstrong)	70* at Fresno State, 2014 (Armstrong)
6 at Northwestern (Armstrong)	14 vs. BYU, 2015 (Armstrong)

SEASON AND CAREER, MOST RUSHING YARDS

Player	2016	Career
Tommy Armstrong Jr.	133 at Northwestern	Same
Tre Bryant	37 vs. Wyoming	Same
Cethan Carter	16 at Northwestern	32* at Rutgers
Ryker Fyfe	5 vs. Fresno State	29 vs. Florida Atlantic, 2014
Caleb Lightbourn	4 vs. Wyoming	Same
Alonzo Moore	34 vs. Fresno State	Same
Graham Nabity		14 vs. South Dakota State, 2013
Jordan Nelson		35 vs. Illinois, 2014
Terrell Newby	56 vs. Fresno State	198 vs. S. Alabama, 2015
Devine Ozigbo	103 vs. Fresno State	Same
De'Mornay Pierson-El	5 vs. Wyoming	10 at Iowa, 2014
Brandon Reilly	12 vs. Wyoming	20 at Purdue, 2015
Jordan Westerkamp	10 at Northwestern	Same
Mikale Wilbon	55 at Northwestern	Same

*Indicates touchdown scored

SEASON AND CAREER, LONGEST RUN

2016	Career
37 at Northwestern	42 vs. McNeese State, 2014
13 vs. Fresno State	Same
16 at Northwestern	32* at Rutgers, 2015
5 vs. Fresno State	15 vs. Florida Atlantic, 2014
4 vs. Wyoming	Same
24 vs. Fresno State	Same
	6 vs. Southern Miss; vs. SDSU, 2013
	18 vs. Illinois, 2014
49 at Northwestern	69* at Minnesota, 2015
17 vs. Fresno State	31 at Illinois, 2015
5 vs. Wyoming	6 at Iowa, 2014
12 vs. Wyoming	20 at Purdue, 2015
10* at Northwestern	Same
32 at Northwestern	Same

SEASON AND CAREER, MOST TACKLES, TFLS AND SACKS

Player	Tackles (2016)	Career	TFL (2016)	Career	Sacks (2016)	Career
Freedom Akinmoladun	5 vs. Oregon	6 at Miami, 2015		2 vs. S. Alabama, 2015; USM, 2015		2.0 vs. Southern Miss
Josh Banderas	7 vs. Wyoming	11 vs. UCLA, 2013	1 vs. Oregon	2 3x, last at Rutgers, 2015		1 vs. UCLA, 2013 at Purdue, 2013
Mohamed Barry	1 3x, last vs. Oregon	Same		Same		Same
Alex Davis	1 vs. Fresno State	Same		Same		Same
Carlos Davis	5 vs. Wyoming	Same		Same		Same
Khalil Davis	2 vs. Wyoming	Same	2 vs. Wyoming	Same		Same
JoJo Domann	1 vs. Fresno State; vs. Oregon	Same		Same		Same
Ross Dzuris	5 vs. Oregon	5 at Purdue, 2015; vs. Oregon, 2015	3 vs. Fresno State	Same	2.0 vs. Fresno State	Same
Tyrin Ferguson		1 3x, last at Minnesota, 2015		Same		Same
Nathan Gerry	9 vs. Oregon	15 at Iowa, 2014	2 vs. Oregon; at Northwestern	3 at Iowa, 2014	0.5 at Northwestern	1.0 vs. Northwestern, 2015
Luke Gifford		4 vs. S. Alabama, 2015		1 vs. S. Alabama, 2015		Same
Sam Hahn	1 vs. Fresno State	Same		Same		Same
Charles Jackson		3 vs. Wyoming, 2013		Same		Same
Lamar Jackson	6 vs. Fresno State	Same	2 vs. Fresno State	Same	1 vs. Fresno State	Same
Chris Jones	6 vs. Oregon	Same	2 at Northwestern	Same	1.0 at Northwestern	1.0 vs. Southern Miss, 2015; at NW, 2016
Boaz Joseph	1 vs. Wyoming; vs. Oregon	1 6x, last vs. Oregon, 2016		Same		Same
Joshua Kalu	7 vs. Fresno St; at Northwestern	9 vs. BYU; vs. Wisconsin, 2015	1 vs. Fresno State	2 vs. BYU, 2015	1 vs. Fresno State	1.0 vs. So. Miss, 2015; Fresno St., 2016
Sedrick King	1 vs. Fresno State; vs. Wyoming	Same		Same		Same
Luke McNitt	2 vs. Fresno State	Same		Same		Same
Kevin Maurice	3 at Northwestern	8 at Illinois, 2015	2 at Northwestern	2 vs. Purdue, 2014; at NW, 2016	2.0 at Northwestern	Same
A.J. Natter	1 vs. Fresno State	1 3x, last vs. Fresno State		Same		Same
DaiShon Neal	1 at Northwestern	Same		Same		Same
Marcus Newby	4 vs. Wyoming	8 vs. Michigan State, 2015		1 6x, last at Rutgers, 2015		1 2x, last at Rutgers, 2015
Graham Nabity	1 vs. Fresno State	Same		Same		Same
Jordan Nelson	1 vs. Fresno State	Same		Same		Same
Logan Rath		4 vs. Florida Atlantic, 2014		1 vs. Florida Atlantic, 2014		Same
Antonio Reed	3 at Northwestern	Same		Same		Same
Michael Rose-Ivey	6 vs. Oregon	17 vs. Iowa, 2013	1 3x, last at Northwestern	4 vs. Iowa, 2013	0.5 vs. Wyoming	Same
Brad Simpson	1 vs. Wyoming	1 4x, last vs. Wyoming, 2016		Same		Same
Mick Stoltzenberg	2 vs. Fresno St.; at Northwestern	Same	2 at Northwestern	2 at Northwestern	0.5 at Northwestern	1.0 vs. S. Alabama, 2015
Aaron Williams	7 at Northwestern	7 at Purdue, 2015; at NW, 2016	1 vs. Fresno State; at NW	1 4x, last at Northwestern		Same
Kieron Williams	9 vs. Fresno State	Same	1 vs. Fresno State	1 vs. Illinois, 2014; vs. Fresno State, 2016		Same
Chris Weber	3 vs. Fresno State; vs. Wyoming	17 at Illinois, 2015		3 at Illinois, 2015		Same
Dedrick Young	7 at Northwestern	11 at Illinois, 2015	1 at Northwestern	2 at Illinois, 2015		Same

Nebraska Statistical Highs and Lows

NEBRASKA TOTALS	HIGHS	LOWS
Points Scored	52 vs. Wyoming	24 at Northwestern
First Downs	26 vs. Oregon; at Northwestern	20 vs. Fresno State
Rushing Attempts	51 vs. Fresno State	43 vs. Wyoming
Rushing Yards	310 at Northwestern	138 vs. Wyoming
Passes Attempted	35 vs. Wyoming; vs. Oregon	13 vs. Fresno State
Passes Completed	21 vs. Wyoming	6 vs. Fresno State
Had Intercepted	1 vs. Wyoming	0 vs. Fresno State; vs. Oregon
Passing Yards	412 vs. Wyoming	114 vs. Fresno State
Total Plays	82 vs. Oregon	64 vs. Fresno State
Total Yards	556 at Northwestern	406 vs. Fresno State
Possession Time	35:23 at Northwestern	31:53 vs. Fresno State
Fumbles	4 vs. Wyoming	1 vs. Fresno State
Fumbles Lost	1 vs. Oregon; at Northwestern	0 vs. Fresno State; vs. Wyoming
Turnovers	1 vs. Wyoming; vs. Oregon; at Northwestern	0 vs. Fresno State; vs. Wyoming
Turnover Margin	+5 vs. Wyoming	-1 vs. Oregon
Penalties	7 vs. Fresno State; vs. Wyoming; vs. Oregon	4 at Northwestern
Yards Penalized	93 vs. Wyoming	55 vs. Oregon
Sacks By-Yards Lost	4-21 vs. Fresno State; 4-17 at Northwestern	1-7 vs. Wyoming; 1-5 vs. Oregon
Team Tackles for Loss-Yards	9-23 at Northwestern	4-11 vs. Oregon

OPPONENT TOTALS	HIGHS	LOWS
Points Scored	32 vs. Oregon	10 vs. Fresno State
First Downs	23 at Northwestern	16 vs. Wyoming
Rushing Attempts	47 vs. Oregon	26 vs. Fresno State
Rushing Yards	336 vs. Oregon	31 vs. Fresno State
Passes Attempted	43 vs. Fresno State	23 vs. Oregon
Passes Completed	25 at Northwestern	14 vs. Oregon
Had Intercepted	5 vs. Wyoming	0 vs. Oregon
Passing Yards	251 at Northwestern	146 vs. Oregon
Total Plays	70 vs. Oregon; at Northwestern	63 vs. Wyoming
Total Yards	482 vs. Oregon	274 vs. Fresno State
Possession Time	28:07 vs. Fresno State	24:37 at Northwestern
Fumbles	2 vs. Wyoming	0 vs. Fresno State; at Northwestern
Fumbles Lost	1 vs. Wyoming	0 vs. Fresno State; vs. Oregon
Turnovers	6 vs. Wyoming	1 vs. Oregon
Turnover Margin	+1 vs. Oregon	-5 vs. Wyoming
Penalties	6 vs. Fresno State	4 at Northwestern
Yards Penalized	42 vs. Wyoming	29 vs. Fresno State
Sacks By-Yards Lost	2-19 vs. Wyoming	0-0 vs. Fresno State; at Northwestern
Team Tackles for Loss-Yards	6-17 at Northwestern	1-7 vs. Fresno State

NEBRASKA INDIVIDUAL HIGHS

Most Rushing Attempts.....	21; Devine Ozigbo vs. Oregon
Most Net Rushing Yards.....	132; Tommy Armstrong Jr. at Northwestern
Most Rushing TDs.....	2; Tommy Armstrong Jr. vs. Fresno State; Devine Ozigbo vs. Fresno State
Longest TD Run.....	34; Tommy Armstrong Jr. vs. Oregon
Longest Run, No TD.....	49; Terrell Newby at Northwestern
Most Pass Attempts.....	34; Tommy Armstrong vs. Wyoming
Most Completed Passes.....	20; Tommy Armstrong vs. Wyoming
Most Passing Yards.....	377; Tommy Armstrong vs. Wyoming
Most Passing TDs.....	3; Tommy Armstrong vs. Wyoming; vs. Oregon
Longest TD Pass.....	63; Tommy Armstrong Jr. to Alonzo Moore vs. Wyoming
Longest Pass, No TD.....	59; Tommy Armstrong Jr. to Alonzo Moore at Northwestern
Most Pass Receptions.....	5; Cethan Carter vs. Oregon
Most Receiving Yards.....	109; Alonzo Moore vs. Wyoming
Most TD Receptions.....	2; Jordan Westerkamp vs. Wyoming, vs. Oregon
Most Total Offense Attempts.....	49; Tommy Armstrong Jr. vs. Oregon (16 rush, 33 passes)
Most Total Offense Yards.....	389; Tommy Armstrong Jr. vs. Wyoming (12 rush, 377 pass)
Most All-Purpose Attempts.....	22; Devine Ozigbo vs. Oregon (21 rushes, 1 reception)
Most All-Purpose Yards.....	132; Tommy Armstrong Jr. at Northwestern
Most Touchdowns Scored.....	2; Tommy Armstrong Jr. vs. Fresno State; Devine Ozigbo vs. Fresno State; Jordan Westerkamp vs. Wyoming, vs. Oregon
Most Field Goals Attempted.....	1; Drew Brown vs. Wyoming; at Northwestern
Most Field Goals Made.....	1; Drew Brown vs. Wyoming; at Northwestern
Longest Field Goal Made.....	29; Drew Brown vs. Wyoming
Longest Field Goal Attempted.....	29; Drew Brown vs. Wyoming
Most Interceptions.....	2; Nathan Gerry vs. Wyoming
Longest Interception TD Return.....	1; Kieron Williams vs. Wyoming
Longest Interception Return, No TD.....	27; Chris Jones vs. Wyoming
Longest Fumble TD Return.....	None
Longest Fumble Return, No TD.....	9; Ross Dzuris vs. Wyoming
Longest Punt Return, TD.....	None
Longest Punt Return, No TD.....	45; De'Mornay Pierson-El vs. Oregon
Most Punt Return Yardage.....	42; De'Mornay Pierson-El vs. Oregon
Longest Kickoff Return, TD.....	None
Longest Kickoff Return, No TD.....	45; Jordan Nelson vs. Wyoming
Longest Blocked Punt, TD.....	None
Longest Blocked Field Goal Return.....	None
Most Kickoff Return Yardage.....	45; Jordan Nelson vs. Wyoming
Most Punts.....	5; Caleb Lightbourn vs. Oregon (47.2 avg.); at Northwestern (38.6 avg.)
Highest Punting Average.....	47.2; Caleb Lightbourn vs. Oregon (5 punts)
Longest Punt.....	58; Caleb Lightbourn vs. Oregon

Nebraska Statistical Highs and Lows

NEBRASKA INDIVIDUAL HIGHS....(CONTINUED)	
Most Total Tackles.....	10; Kieron Williams vs. Fresno State (6 solo, 4 asst.)
Most Solo Tackles.....	6; Kieron Williams, vs. Fresno State; Joshua Kalu vs. Fresno State
Most Tackles for Loss	3; Ross Dzuris vs. Fresno State (6 yards)
Most Yards Lost.....	14; Lamar Jackson vs. Fresno State (2 TFL)
Most Quarterback Sacks.....	2; Ross Dzuris vs. Fresno State (4 yards); Kevin Maurice (12 yards)
Most Yards Lost.....	12; Kevin Maurice at Northwestern (2.0 sack)
Most Pass Breakups	2; Nathan Gerry at Northwestern; Chris Jones at Northwestern
Most Blocked Field Goals	None
Most Blocked Punts.....	None
Most Blocked PAT	None
OPPONENT INDIVIDUAL HIGHS	
Most Yards Rushing	100; Kani Benoit (Oregon)
Most Rushing Attempts.....	20; Dakota Prukop (Oregon); Justin Jackson (Northwestern)
Most Yards Passing	249; Clayton Thorson (Northwestern)
Most Passing Attempts	37; Clayton Thorson (Northwestern)
Most Pass Completions	24; Clayton Thorson (Northwestern)
Most Pass Receptions.....	9; Aaron Peck (Fresno State)
Most Yards Receiving.....	124; Tanner Gentry(Wyoming)
OPPONENT INDIVIDUAL LONGEST PLAYS	
Rush.....	50; Taj Griffin (Oregon)
Pass.....	35; Josh Allen to Tanner Gentry (Wyoming)
Field Goal.....	27; Cooper Rothe (Wyoming)
Punt Return	25; Austin Conway (Wyoming)
Kickoff Return.....	35; Solomon Vault (Northeastern)
Fumble Return.....	34; Arriion Springs (Oregon)
Interception Return.....	13; Andrew Wingard (Wyoming)
Punt.....	57; Ethan Wood (Wyoming)

Nebraska Starting Lineups

HUSKER OFFENSIVE STARTERS GAME-BY-GAME												
Opponent	WR	WR	TE	RT	RG	C	LG	LT	QB	IB	FB	PK
Fresno State	Moore	Morgan	Carter	Knevel	Farmer	Utter	Hahn	Gates	Armstrong Jr.	T. Newby	Cotton^	D. Brown
Wyoming	Moore	Reilly	Carter	Knevel	Farmer	Utter	Hahn	Gates	Armstrong Jr.	Ozigbo	Cotton&	D. Brown
Oregon	Reimers	Pierson-El	Carter	Knevel	Farmer	Utter	Hahn	Gates	Armstrong Jr.	Newby	McNitt	D. Brown
Northwestern	Moore	Morgan	Carter	Knevel	Farmer	Utter	Hahn	Gates	Armstrong Jr.	Newby	Cotton^	D. Brown

#-opened in three wide receiver formation; %-NU opened in a four-receiver set (three receivers and a tight end); ^-NU opened in two tight end set; \$-NU opened in four receiver set (no tight end); &-NU opened in three tight end set.

HUSKER DEFENSIVE STARTERS GAME-BY-GAME													
Opponent	DE	DT	DT	DE	LB	LB	LB	LCB	FS	SS	RCB	P	
Fresno State	Dzuris	Stoltenberg	Maurice	Akinmoladun	M. Newby	Banderas	Young II	Kalu	K. Williams	A. Williams	Jones	Lightbourn	
Wyoming	Dzuris	C. Davis	Maurice	Akinmoladun	M. Newby	Banderas	Young II	Kalu	K. Williams	Gerry	Jones	Lightbourn	
Oregon	Dzuris	C. Davis	Maurice	Akinmoladun	A. Williams*	Banderas	Young II	Kalu	K. Williams	Gerry	Jones	Lightbourn	
Northwestern	Dzuris	C. Davis	Maurice	Akinmoladun	A. Williams*	Rose Ivey	Young II	Kalu	K. Williams	Gerry	Jones	Lightbourn	

* - NU opened with nickel package #- NU opened with dime packages; %-NU opened with five defensive linemen; @-NU opened with three safeties; I-NU opened with 3 defensive ends

Overall Participation

PLAYER (GAMES):	
Armstrong Jr., Tommy (4/4); Akinmoladun, Freedom (4/4); Anderson, Avery (2/-); Bailey, Christian (3/-); Banderas, Josh (4/3); Barnett, Jalin (2/-); Barry, Mohamed (4/-); Brown, Drew (4/-); Bryant, Tre (4/-); Carter, Cethan (4/4); Conrad, Cole (4/-); Cotton, Sam (4/3); Darlington, Zack (3/-); Davis, Alex (3/-); Davis, Carlos (4/3); Davis, Khalil (4/-); Decker, Michael (3/-); Domann, JoJo (4/-); Dzuris, Ross (4/4); Farmer, Tanner (4/4); Foster, Trey (4/1); Fyfe, Ryker (3/-); Gates, Nick (4/4); Gaylord, Christian (3/-); Gerry, Nathan (3/3); Gifford, Luke (3/-); Hahn, Sam (4/4); Hannon, Zach (1/-); Hoppes, Tyler (4/-); Jackson, Lamar (3/-); Johnson Jr., Dwayne (1/-); Jones, Chris (4/4); Jordan, Harrison (1/-); Joseph, Boaz (4/-); Kalu, Joshua (4/4); Ketter, Connor (2/-); King, Sedrick (2/-); Knevel, David (4/4); Lee Jr., Eric (3/-); Lightbourn, Caleb (4/-); Lindsay, Spencer (2/-); Maurice, Kevin (4/4); McNitt, Luke (4/1); Moore, Alonzo (4/2); Morgan Jr., Stanley (4/2); Nabity, Graham (4/-); Natter, A.J. (3/-); Neal, DaiShon (4/-); Nelson, Jordan (4/-); Newby, Marcus (4/2); Newby, Terrell (4/3); Ober, Jordan (4/-); Ozigbo, Devine (4/1); Pierson-El, De'Mornay (4/1); Rahn, Gabe (2/-); Rath, Logan (1/-); Reed, Antonio (3/-); Reilly, Brandon (2/-); Reimers, Bryan (4/1); Rose-Ivey, Michael (4/1); Simpson, Brad (4/-); Stoltenberg, Mick (3/1); Taylor, Adam (4/-); Utter, Dylan (4/4); Weber, Chris (4/-); Westerkamp, Jordan (4/-);Whitaker, Corey (4/-); Wilbon, Mikale (3/-); Williams, Aaron (4/3); Williams, Kieron (4/4); Young II, Dedrick (4/4)	

Game 1 | Nebraska 43, Fresno St. 10

SCORE BY QUARTERS	1	2	3	4	FINAL
Fresno State	0	10	0	0	10
Nebraska	7	7	7	22	43

Lincoln (Sept. 3) --- On an emotional night for the Husker football program, Nebraska honored Sam Foltz in a 43-10 victory over Fresno State in the season opener.

On Nebraska's first series of the season, NU went three-and-out and was forced to punt, and lined up without a punter, as they honored Foltz, Nebraska's 2015 Big Ten Punter of the Year who died in a car crash in July. The sellout crowd of 90,013 roared as the play clock expired and Fresno State players applauded the Husker tribute, and declined the delay of game penalty.

Tommy Armstrong and Devine Ozigbo rushed for two touchdowns apiece, as Nebraska took control in the second half to give Mike Riley his 100th collegiate win.

Devine posted his first career 100-yard game, finishing with 103 yards on 17 carries, including first-half touchdown runs of 1 and 6 yards, while Armstrong scored twice in the second half and connected with Alonzo Moore on a 57-yard touchdown pass. The Huskers outscored the Bulldogs 29-0 in the second half. Armstrong rushed for 42 yards on 11 carries while also throwing for 108 yards and a TD. Moore was the biggest beneficiary, hauling in three passes for 92 yards while rushing for 34 yards on two carries.

Leading 14-10 at halftime, Nebraska's defense took over, forcing a three-and-out. The Huskers went 57 yards in nine plays, capped by Armstrong's nine-yard scoring run, to push their edge to 21-10 on the opening drive of the half. The Blackshirts, who forced a trio of 3-and-outs in the second half, set up the Huskers' next score after a Kieron Williams interception. Two plays later Armstrong hit Moore in stride for a 57-yard scoring strike to give NU a 28-10 lead on the first play of the fourth quarter.

Williams totaled a career-high 10 tackles for the Huskers, while Ross Dzuris had a pair of sacks, as Nebraska limited Fresno State to just 128 second-half yards with 71 of those coming on the final drive after NU built a 43-10 cushion late in the fourth quarter.

SCORING SUMMARY

QTR	TIME	TEAM	SCORE
1st	00:43	NEB	Ozigbo, Devine 1 yd run (Brown kick)
2nd	12:34	NEB	Ozigbo, Devine 6 yd run (Brown kick)
2nd	05:38	FS	Peck 7 yd pass from Virgil (Kroening kick)
2nd	00:00	FS	Kroening, Kody 26 yd field goal
3rd	09:59	NEB	Armstrong 9 yd run (Brown kick)
4th	14:51	NEB	Moore 57 yd pass from Armstrong (Brown kick)
4th	09:50	NEB	Armstrong 4 yd run (Darlington rush)
4th	04:20	NEB	Bryant 3 yd run (Lindsay kick)

TEAM STATISTICS

	FSU	NEB
FIRST DOWNS	17	20
RUSHES-YARDS (NET)	26-31	51-292
PASSING YDS (NET)	243	114
Passes Att-Comp-Int	43-24-2	13-6-0
TOTAL OFFENSE PLAYS-YARDS	69-274	64-406
Fumble Returns-Yards	0-0	0-0
Punt Returns-Yards	2-17	0-0
Kickoff Returns-Yards	5-102	1-32
Interception Returns-Yards	0-0	2-8
Punts (Number-Avg)	6-35.0	5-29.0
Fumbles-Lost	0-0	1-0
Penalties-Yards	6-29	7-80
Possession Time	28:07	31:53
Third-Down Conversions	5 of 15	5 of 11
Fourth-Down Conversions	1 of 2	1 of 1
Red-Zone Scores-Chances	2-4	5-5
Sacks By: Number-Yards	0-0	4-21

RUSHING: FS- James, Dontel 12-20; Kline, Zach 1-11; Green, Treyvon 1-3; Jordan, Jamire 1-1; O'Neal, Deonte 4-0; Johnson, KeeSean 1-minus-1; Virgil, Chason 6-minus-3;

Nebraska-Ozigbo, Devine 17-103; Newby, Terrell 11-56; Armstrong Jr., Tommy 11-42; Bryant, Tre 5-36; Moore, Alonzo 2-34; Wilbon, Mikale 1-16; Westerkamp, Jordan 1-9; Fyfe, Ryker 1-5; TEAM 1-minus-2; Pierson-El, De'Mornay 1-minus-7

PASSING: FS- Virgil, Chason 17-32-1-133-1; Kline, Zach 7-11-1-110-0. **Nebraska-Armstrong Jr.,** Tommy 5-10-0-108-1; Fyfe, Ryker 1-3-0-6-0.

RECEIVING: FS- Peck, Aaron 9-112; Johnson, KeeSean 8-61; Jordan, Jamire 5-52; Olsen, Chad 2-18. **Nebraska-Moore,** Alonzo 3-92; Morgan Jr., Stanley 1-11; Westerkamp, Jordan 1-6; Ozigbo, Devine 1-5

INTERCEPTIONS: FS- None. **Nebraska-Williams,** Kieron 1-8; Jones, Chris, 1-0

FUMBLES: FS- None. **Nebraska-Pierson-El,** De'Mornay 1-0

SACKS (Sacks-Yds): FS- None. **Nebraska-** Dzuris, Ross 2-4; Jackson, Lamar 1-11; Kalu, Joshua 1-6

TACKLE LEADER (UA-A): FS- Camilli, Jeff 3-7. **Nebraska-Williams,** Kieron 6-4

Game 2 | Nebraska 52, Wyoming 17

SCORE BY QUARTERS	1	2	3	4	FINAL
Wyoming	0	7	10	0	17
Nebraska	7	10	7	28	52

Lincoln (Sept. 10) --- Tommy Armstrong Jr. threw three touchdown passes to become NU's career leader and ran for another score, as the Huskers soared to a 52-17 win over Wyoming.

For the second straight week, Nebraska got off to a fast start, jumping out to a 17-0 lead and finished with a flourish.

After Wyoming cut the Husker lead to 24-17 heading into the fourth quarter, the Big Red erupted, outscoring the Cowboys 28-0 over the next 10 minutes, starting with Armstrong's 34-yard scoring strike to senior wide receiver Jordan Westerkamp.

The Cowboys then let the game get out of hand. On their first play from scrimmage on the ensuing drive, quarterback Josh Allen threw a screen pass behind running back Brian Hill. Ross Dzuris scooped up the backward lateral and rumbled to the one-yard line, setting up a one-yard Devine Ozigbo run to push the Big Red's lead to 38-17 with 12:59 left.

On Wyoming's next drive, Nathan Gerry intercepted Nebraska's third pass of the half, which set up a nine-yard touchdown pass to Westerkamp. The TD pass was Armstrong's 57th of his career, breaking the record of 56 by Taylor Martinez. Armstrong finished his record-setting day by completing 20-of-34 passes for 377 yards and three scores. On the ensuing drive, Chris Jones intercepted another Allen pass and returned it to the Wyoming 35. One play later, Ryker Fyfe hit Gabe Rahn with a 35-yard scoring strike to make it 52-17.

While Armstrong and the offense amassed 550 total yards, the Blackshirts set the tone for the second half by forcing six turnovers including five interceptions. The Husker defense surrendered 320 total yards, including just 131 on the ground.

The first interception of the game for the Blackshirts came from Aaron Williams, which thwarted Wyoming's second drive of the second half after the Cowboys had cut NU's lead to 17-10 with a field goal on the opening drive of the half. On the Cowboys' next possession, the Huskers pushed the lead back to 14, as Kieron Williams intercepted another Allen pass and returned it 23 yards for a score.

SCORING SUMMARY

QTR	TIME	TEAM	SCORE
1st	06:12	NEB	Armstrong Jr. 7 yd run (Brown kick)
2nd	09:03	NEB	Brown 29 yd field goal
2nd	05:57	NEB	Moore 63 yd pass from Armstrong (Brown kick)
2nd	00:08	WY	Gentry 35 yd pass from Allen (Rothe kick)
3rd	11:08	WY	Rothe 7 yd field goal
3rd	04:48	NEB	Williams 23 yd interception return (Brown kick)
3rd	01:35	WY	Hill 1 yd run (Rothe kick)
4th	13:11	NEB	Westerkamp 34 yd pass from Armstrong (Brown kick)
4th	12:59	NEB	Ozigbo 1 yd run (Brown kick)
4th	07:28	NEB	Westerkamp 9 yd pass from Armstrong (Brown kick)
4th	05:15	NEB	Rahn 35 yd pass from Fyfe (Brown kick)

TEAM STATISTICS

	WYO	NEB
FIRST DOWNS	16	25
RUSHES-YARDS (NET)	31-131	43-138
PASSING YDS (NET)	189	412
Passes Att-Comp-Int	32-16-5	35-21-1
TOTAL OFFENSE PLAYS-YARDS	63-320	78-550
Fumble Returns-Yards	0-0	1-9
Punt Returns-Yards	1-25	0-0
Kickoff Returns-Yards	2-40	3-86
Interception Returns-Yards	1-13	5-62
Punts (Number-Avg)	3-43.3	3-31.3
Fumbles-Lost	2-1	4-0
Penalties-Yards	5-42	7-93
Possession Time	26:53	33:07
Third-Down Conversions	2 of 10	8 of 14
Fourth-Down Conversions	1 of 2	0 of 2
Red-Zone Scores-Chances	2-2	4-6
Sacks By: Number-Yards	2-19	1-7

RUSHING: Wyo-Conway, Austin 3-70; Hill, Brian 17-49; Allen, Josh 7-7; Wick, Shaun 3-3; Hollister, Jacob 1-2; **Nebraska-Ozigbo,** Devine 15-44; Bryant, Tre 7-34; Newby, Terrell 4-20; Armstrong Jr., Tommy 12-12; Reilly, Brandon 1-12; Carter, Cethan 1-9; Pierson-El, De'Mornay 1-5; Lighbourn, Caleb 1-4; TEAM 1-minus-2.

PASSING: Wyo- Allen, Josh 16-32-5-189-1; **Nebraska-Armstrong,** Tommy 20-34-1-377-3; Fyfe, Ryker 1-1-0-35-1.

RECEIVING: Wyo- Gentry, Tanner 7-124; Maulhardt, Jake 4-22; Hollister, Jacob 3-20; Ellis, Jordan 1-15; Parker, Joseph 1-8. **Nebraska-Westerkamp,** Jordan 4-105; Newby, Terrell 4-27; Moore, Alonzo 3-109; Reilly, Brandon 2-52; Carter, Cethan 2-20; Morgan Jr., Stanley 2-17; Ozigbo, Devine 1-39; Rahn, Gabe 1-35; Pierson-El, De'Mornay 1-9; Bryant, Tre 1-minus-1

INTERCEPTIONS: Wyo- Wingard, Andrew 1-13. **Nebraska-Williams,** Kieron 1-23; Gerry, Nathan 2-8; Jones, Chris 1-27; Williams, Aaron 1-4.

FUMBLES: Wyo- Allen, Josh 2-1. **Nebraska-Nebraska-Armstrong,** Tommy 3-0; Bryant, Tre 1-0.

SACKS (Sacks-Yds): Wyo- May, D.J. 1-8; Granderson, Carl 1-11. **Nebraska-** Dzuris, Ross 0.5-3; Rose-Ivey, Michael 0.5-4

TACKLE LEADER (UA-A): Wyo- Wingard, Andrew 6-7. **Nebraska-Gerry,** Nathan 4-3; Banderas, Josh 2-5

Game 3 | Nebraska 35, No. 22 Oregon 32

SCORE BY QUARTERS	1	2	3	4	FINAL
Oregon	8	12	6	6	32
Nebraska	7	7	14	7	35

Lincoln (Sept. 17) -- Tommy Armstrong Jr. threw for 200 yards and three TDs, while his 34-yard draw play scored the go-ahead touchdown, lifting Nebraska to a 35-32 win over No. 22 Oregon.

Armstrong's gutsy performance included completing 17-for-33 for 200 yards and three scores while running 16 times for 95 yards and a touchdown. Nebraska posted its first win in non-conference action against a ranked opponent since 2001.

After Oregon took a 32-28 lead with 10:31 remaining, the Huskers went 80 yards on 11 plays to regain the lead. Nebraska was facing a 4th-and-9 at its 48 with less than four minutes remaining when Armstrong found Westerkamp for 14 yards to keep the chains moving. Two plays later, the senior quarterback sprinted 34 yards to give the Huskers the lead for good with 2:29 left.

Oregon had one last drive and got the ball to midfield before the Husker defense stiffened. On 3rd-and-20, Freedom Akinmoladun forced a fumble which Oregon recovered at the NU 48. The Ducks had one last chance, but Michael Rose-Ivey snuffed out the play, tackling quarterback Dakota Prukop at the 45 to secure the win.

Prukop threw for 146 yards and ran for 94 for the Ducks, who rushed for 336 yards, including 100 by Kani Benoit.

Trailing 20-7, De'Mornay Pierson-El electrified the 350th consecutive sellout, taking an Oregon punt back 45 yards to get the Huskers in scoring position. Armstrong connected with Westerkamp for a 2-yard TD pass with five seconds left in the half to cut the lead to six.

The Huskers took the second half kickoff and marched 75 yards in seven plays. The Husker ground game put Nebraska into scoring position, before Armstrong threw a 22-yard touchdown pass to Bryan Reimers to take a 21-20 lead. The Huskers extended the lead to 28-20, as Devine Ozigbo scored on a 7-yard run with 6:13 left in the third quarter.

Oregon answered back with a 75 yard touchdown drive capped by Benoit's 41-yard run one play after the Ducks converted a 3rd-and-27. Oregon regained the lead early in the fourth quarter when Brooks-James scored his third touchdown of the day, this one from one yard, to make it 32-28 after the two-point conversion failed. Oregon went just 1-of-5 in two-point conversion attempts.



SCORING SUMMARY

QTR	TIME	TEAM	SCORE
1st	08:19	ORE	Brooks-James 20 yd run (Nelson rush)
1st	02:05	NEB	Westerkamp 22 yd pass from Armstrong (Brown kick)
2nd	05:56	ORE	Brooks-James 2 yd run (pass failed)
2nd	02:30	ORE	Griffin 50 yd run (rush failed)
2nd	00:05	NEB	Westerkamp 3 yd pass from Armstrong (Brown kick)
3rd	11:48	NEB	Reimers 22 yd pass from Armstrong (Brown kick)
3rd	06:13	NEB	Ozigbo 7 yd run (Brown kick)
3rd	02:42	ORE	Benoit 41 yd run (pass failed)
4th	10:31	ORE	Brooks-James 1 yd run (rush failed)
4th	02:29	NEB	Armstrong 34 yd run (Brown kick)

TEAM STATISTICS

	ORE	NEB
FIRST DOWNS	20	26
RUSHES-YARDS (NET)	47-336	47-228
PASSING YDS (NET)	146	200
Passes Att-Comp-Int	23-14-0	35-17-0
TOTAL OFFENSE PLAYS-YARDS	70-482	82-428
Fumble Returns-Yards	1-34	0-0
Punt Returns-Yards	1-5	3-42
Kickoff Returns-Yards	4-70	2-40
Interception Returns-Yards	0-0	0-0
Punts (Number-Avg)	6-36.8	5-47.2
Fumbles-Lost	1-0	3-1
Penalties-Yards	13-126	7-55
Possession Time	24:55	35:05
Third-Down Conversions	5 of 14	5 of 13
Fourth-Down Conversions	2 of 3	2 of 3
Red-Zone Scores-Chances	3-3	2-3
Sacks By: Number-Yards	1-4	1-5

RUSHING: UO- Benoit, Kani 6-100; Prukop, Dakota 20-97; Griffin, Taj 8-68; Brooks-James, Tony 7-37; Freeman, Royce 5-31; Allen, Devon 1-1; Aiello, Brady 0-2. **Nebraska-** Ozigbo, Devine 21-95; Armstrong Jr., Tommy 16-95; Newby, Terrell 7-42; Bryant, Tre 1-4; TEAM 1-minus-2; Pierson-El, De'Mornay 1-minus-6

PASSING: UO- Prukop, Dakota 14-23-0-146-0. **Nebraska-** Armstrong Jr., Tommy 17-33-0-200-3; Fyfe, Ryker 0-1-0-0-0; Team 0-1-0-0-0.

RECEIVING: UO- Nelson, Charles 8-80; Carrington, Darren 3-36; Stanford, Dwayne 1-23; Griffin, Taj 1-6; Brown, Pharaoh 1-1. **Nebraska-** Carter, Cethan 5-48; Westerkamp, Jordan 3-39; Moore, Alonzo 3-37; Morgan Jr., Stanley 3-35; Reimers, Bryan 1-22; Pierson-El, De'Mornay 1-11; Ozigbo, Devine 1-8.

INTERCEPTIONS: UO- None. **Nebraska-** None

FUMBLES: UO- None. **Nebraska-** Pierson-El, De'Mornay 1-0; Bryant, Tre 1-0; Armstrong Jr., Tommy 1-1.

SACKS (Sacks-Yds): UO- Robinson, Tyree 1-4. **Nebraska-** Dzuris, Ross 1-5

TACKLE LEADER (UA-A): UO- Ragin III, Johnny. 5-5. **Nebraska-** Gerry, Nathan 4-5

Game 4 | No. 20 Nebraska 24, Northwestern 13

SCORE BY QUARTERS	1	2	3	4	FINAL
Nebraska	0	10	14	0	24
Northwestern	0	7	6	0	13

Evanston, Ill. (Sept. 24) --Quarterback Tommy Armstrong Jr. rushed for a career-high 132 yards and threw for 249 yards, leading No. 20 Nebraska to a 24-13 win over Northwestern.

Nebraska amassed 556 yards of total offense, as Armstrong accounted for 378 total yards, including his first 100-yard game since the 2014 season. He also completed 18-of-29 passes for 246 yards and one touchdown.

Alonzo Moore led the Nebraska receivers with three receptions for a team-high 72 yards, including a 59-yarder to set up Newby's second-quarter touchdown to give the Huskers a 10-7 lead. Stanley Morgan Jr. added a team-high four receptions for 33 yards, while nine different Huskers hauled in catches on the night.

Despite dominating the game statistically, Nebraska was unable to put Northwestern away because a pair of first-half fumbles into the end zone that resulted in touchbacks for the Wildcats instead of touchdowns for the Huskers. Those setbacks caused the Huskers to trail 7-3 late into the first half until Newby found paydirt from four yards out for the Big Red with 1:41 left in the second quarter.

While Nebraska lost a pair of turnovers in the Northwestern end zone in the first half, the Blackshirts evened that category with a pair of second-half interceptions. On Northwestern's opening drive of the second half, Aaron Williams pulled down an interception in the end zone to prevent the Wildcats from regaining the lead. Williams added seven tackles, including one tackle for loss.

Armstrong and the offense made Northwestern pay by marching 80 yards in 10 plays capped by Armstrong's four-yard touchdown pass to tight end Cethan Carter to give the Big Red a 17-7 edge. Carter finished with two catches for 31 yards while adding one carry for 16 yards.

Northwestern responded quickly with Clayton Thorson's 24-yard touchdown pass to Austin Carr to cap a five-play, 52-yard drive that cut Nebraska's lead to 17-13.

Leading 17-13 after Mitchell's missed extra point, Nebraska put the game away on its next drive, as Armstrong marched the Huskers 79 yards in nine plays capped by wide receiver Jordan Westerkamp's 10-yard touchdown run with 3:06 left in the third quarter.

Westerkamp's touchdown run capped the scoring in the game, as Joshua Kalu closed out a strong effort by the Blackshirt defense with his interception deep in Nebraska territory to end Northwestern's final scoring threat late in the fourth quarter. Kalu finished the game with seven tackles.

Husker safeties Nathan Gerry and Kieron Williams led the Blackshirts with eight tackles apiece. Gerry added two tackles for loss including a shared sack with defensive tackle Mick Stoltenberg, while pitching in a pair of big breakups.

SCORING SUMMARY

2nd	13:40	NEB	Brown 23 yd field goal
2nd	09:09	NU	Thorson, 42 yd run (Mitchell kick)
2nd	01:41	NEB	Newby 4 yd run (Brown kick)
3rd	09:00	NEB	Carter 4 yd pass from Armstrong (Brown kick)
3rd	07:29	NU	Carr 24 yd pass from Thorson (kick failed)
3rd	03:06	NEB	Westerkamp 10 yd run (Brown kick)

TEAM STATISTICS

	NEB	NW
FIRST DOWNS	26	23
RUSHES-YARDS (NET)	47-310	32-137
PASSING YDS (NET)	246	251
Passes Att-Comp-Int	29-18-0	38-25-2
TOTAL OFFENSE PLAYS-YARDS	76-556	70-388
Fumble Returns-Yards	0-0	0-0
Punt Returns-Yards	0-0	1-5
Kickoff Returns-Yards	1-21	3-84
Interception Returns-Yards	2-0	0-0
Punts (Number-Avg)	5-38.6	6-40.5
Fumbles-Lost	2-2	0-0
Penalties-Yards	4-60	4-36
Possession Time	35:23	24:37
Third-Down Conversions	7 of 14	5 of 14
Fourth-Down Conversions	1 of 1	0 of 2
Red-Zone Scores-Chances	4-5	0-1
Sacks By: Number-Yards	4-17	0-0

RUSHING: NW- Jackson, Justin 20-79; Thorson, Clayton 10-43; Moten IV, John 1-11; Vault, Solomon 1-4. **Nebraska-** Armstrong Jr., Tommy 13-132; Newby, Terrell 10-69; Wilbon, Mikale 6-55; Ozigbo, Devine 13-41; Carter, Cethan 1-16; Westerkamp, Jordan 1-10; TEAM 3-minus-13.

PASSING: NW- Thorson, Clayton 24-37-2-249-1; Mitchell, Jack 1-1-0-2-0. **Nebraska-** Armstrong Jr., Tommy 18-29-0-246-1

RECEIVING: NW- Carr, Austin 8-109; Nagel, Flynn 5-48; Jackson, Justin 3-18; Vault, Solomon 2-17; Dickerson, Garrett 1-14; Wilson, Macan 1-11; Moten IV, John 1-9; Scanlan, Andrew 1-8; Skowronek, Ben 1-8; Fessler, Charlie 1-7; Micucci, Matt 1-2. **Nebraska-** Morgan Jr., Stanley 4-33; Moore, Alonzo 3-72; Pierson-El, De'Mornay 3-31; Carter, Cethan 2-31; Newby, Terrell 2-14; Reilly, Brandon 1-35; Westerkamp, Jordan 1-13; Cotton, Sam 1-11; Wilbon, Mikale 1-6.

INTERCEPTIONS: NW- None. **Nebraska-** Kalu, Joshua 1-0; Williams, Aaron 1-0

FUMBLES: NW- None. **Nebraska-** Newby, Terrell 1-1; Ozigbo, Devine 1-1

SACKS (Sacks-Yds): NW- None. **Nebraska-** Maurice, Kevin 2-12; Jones, Chris 1-2; Gerry, Nathan 0.5-1; Stoltenberg, Mick 0.5-2

TACKLE LEADER (UA-A): NW- Igwebuike, Godwin 13-2. **Nebraska-** Williams, Kieron 5-3; Gerry, Nathan 5-3

