

N NEBRASKA FOOTBALL

FIVE-TIME NATIONAL CHAMPIONS • MOST WINS IN THE NATION LAST 40, 50 & 60 YEARS



NEBRASKA
CORNHUSKERS

GAME 4: NEBRASKA (3-0, 0-0) at
NORTHWESTERN (1-2, 0-0)

SEPT. 24, 2016 • 6:30 P.M. (CT)

RYAN FIELD, EVANSTON, ILL.

CAPACITY: 47,330

SURFACE: GRASS



NORTHWESTERN
WILDCATS

- **Record:** 3-0 (0-0, Big Ten)
- **Last Game:** Oregon, W, 35-32
- **Rankings:** AP-20; Coaches-20
- **Series:** Nebraska, 6-3
- **Coach:** Mike Riley
- **At Nebraska:** 9-7 (2nd year)
- **Career:** 102-87 (16th year)
- **vs. Northwestern:** 0-1



BTN

Eric Collins, Play-by-Play
Glen Mason, Analyst
Michelle McMahon, Sidelines

- **Record:** 1-2 (0-0, Big Ten)
- **Last Game:** Duke, W, 24-13
- **Rankings:** not ranked
- **Coach:** Pat Fitzgerald
- **At NW:** 71-58 (11th season)
- **Career:** same
- **vs. Nebraska:** 2-3

3

Four of five meetings between Nebraska and Northwestern in the past five seasons have been decided by three or fewer points.

6

Nebraska is 6-0 in the past two seasons when rushing for at least 200 yards. The Huskers have topped 200 yards on the ground in two of three games in 2016.

80

Senior quarterback Tommy Armstrong Jr. has accounted for 80 touchdowns in his Nebraska career to rank third in school history. Armstrong is responsible for 11 touchdowns through three games in 2016, including seven passing touchdowns and four on the ground.

THE MATCHUP

Nebraska heads on the road for the first time in 2016 when the Huskers travel to Evanston, Ill., to take on the Northwestern Wildcats in the Big Ten opener for both schools. Game time at Northwestern's Ryan Field is set for 6:30 p.m. (CT) with the matchup televised nationally on BTN.

Nebraska hits the road with a 3-0 record, following a 35-32 victory over 22nd-ranked Oregon on Saturday afternoon in Lincoln. Nebraska rallied from 13 points down in the contest on the strength of a strong running game that produced 228 yards, including 166 yards after halftime.

The win allowed Nebraska to complete non-conference play undefeated for the second time in three seasons and begin the season with a 3-0 record for just the second time in the past five years.

The victory also earned Nebraska a spot in the national rankings for the first time since the 2014 season. The Huskers entered the polls at No. 20 according to both the Associated Press and USA Today Coaches Poll.

Northwestern owns a 1-2 record in 2016, and is coming off a 24-13 victory over Duke on Saturday night in Evanston. The Wildcats are led by a strong defense that allows just 14.7 points per game. Northwestern lost its first two games by a total of three points before rebounding for the victory over Duke.

NEBRASKA FOOTBALL TOP 10

- Nebraska is 883-368-40 all-time, one of only 10 schools with 800 wins.
- The Cornhuskers rank fourth all-time with their 883 victories.
- Nebraska has won five national titles (1970, 1971, 1994, 1995, 1997).
- The Huskers have won 46 conference championships.
- Nebraska's 52 all-time bowl appearances rank third nationally.
- Three Huskers have won the Heisman Trophy (Rodgers, Rozier, Crouch).
- Nebraska's 107 football Academic All-Americans lead the nation.
- The Huskers have 110 first-team All-Americans in school history.
- Nebraska football is the only team in any sport in NCAA history to total 100 athletic and academic All-Americans.
- Memorial Stadium has been sold out every game since Nov. 3, 1962, a streak of 350 consecutive sellouts.



HUSKER RADIO

Greg Sharpe
Matt Davison
Brenden Stai

NATIONAL SIMULCASTS

• Sirius: 135 • XM: 195

1	NEBRASKA FRESNO STATE	43 10
Sept. 3 • 7 p.m. (BTN) Lincoln, Neb. • Memorial Stadium		
2	NEBRASKA WYOMING	52 17
Sept. 10 • 11 a.m. (ESPN2) Lincoln, Neb. • Memorial Stadium		
3	NEBRASKA #22 OREGON	35 32
Sept. 17 • 2:30 p.m. (ABC) Lincoln, Neb. • Memorial Stadium		
4	NEBRASKA NORTHWESTERN	3-0 1-2
Sept. 24 • 6:30 p.m. (BTN) Evanston, Ill. • Ryan Field		
5	ILLINOIS NEBRASKA	1-2 3-0
Oct. 1 • 2:30 p.m. (TBA) Lincoln, Neb. • Memorial Stadium		
6	NEBRASKA INDIANA	3-0 2-0
Oct. 15 • 2:30 p.m. (TBA) Bloomington, Ind. • Memorial Stadium		
7	PURDUE NEBRASKA	1-1 3-0
Oct. 22 • TBA (TBA) Lincoln, Neb. • Memorial Stadium		
8	NEBRASKA # 11 WISCONSIN	3-0 3-0
Oct. 29 • 6 p.m. (ABC/ESPN/ESPN2) Madison, Wis. • Camp Randall Stadium		
9	NEBRASKA #2 OHIO STATE	3-0 3-0
Nov. 5 • 7 p.m. (ABC/ESPN/ESPN2) Columbus, Ohio • Ohio Stadium		
10	MINNESOTA NEBRASKA	2-0 3-0
Nov. 12 • 6:30 p.m. (BTN) Lincoln, Neb. • Memorial Stadium		
11	MARYLAND NEBRASKA	3-0 3-0
Nov. 19 • (TBA) (TBA) Lincoln, Neb. • Memorial Stadium		
12	NEBRASKA IOWA	3-0 2-1
Nov. 25 • TBA (TBA) Iowa City, Iowa • Kinnick Stadium		
13	BIG TEN CONFERENCE CHAMPIONSHIP GAME	
Dec. 3 • 7:17 p.m. (FOX) Indianapolis, Ind. • Lucas Oil Stadium		

NEBRASKA COMMUNICATIONS

One Memorial Stadium
P.O. Box 880123
Lincoln, NE 68588-0123
(402) 472-2263
sportsinfo@huskers.com
Shipping Address: 600 Stadium Drive

FOOTBALL CONTACTS

Credential Requests Huskers.com/Media

Assistant A.D./Communications.....Keith Mann
Phone.....402-472-0237
E-Mail.....kmann@huskers.com
Sr. Assoc. Comm. Director.....Shamus McKnight
Phone.....402-472-7772
E-Mail.....smcknight@huskers.com

Associate Comm. Director.....Matt Smith
Phone.....402-472-7780
E-Mail.....msmith@huskers.com

Associate Comm. Director.....Jeremy Foote
Phone.....402-472-7778
E-Mail.....jfoote@huskers.com

Admin. Associate (Credentials).....Vicki Capazo
Phone.....402-472-2263
E-Mail.....vcapazo@huskers.com

Huskers.com • @Huskers

GENERAL POLICIES

All player and coach interviews must be arranged at least one day in advance through the Nebraska Communications Office. Contact Keith Mann, Shamus McKnight, Matt Smith or Jeremy Foote. All post-practice interviews will be conducted at the practice site. Interviews will not be conducted in the weight room, Student Life Complex, training room, hallways or the tunnel leading from the locker room to the field. The Nebraska locker room, training room and football office meeting rooms are **OFF-LIMITS** to the media. When arriving for post-practice interviews, media should wait in the Hawks Center lobby, or access Memorial Stadium through Gate 11 entrance if practice is in the stadium.

Requested players are available (depending on class schedules) at the Monday press conferences (11:30 a.m.-1 p.m.) and after practice on the field on Tuesday (defense) and Wednesday (offense). Players cell phone numbers will **NOT** be given to the media.

Practices are **CLOSED** to the media and to the general public during the season. Media will be allowed to shoot photos/video at the start of practice on Tuesdays (app. 15 minutes). A Communications representative will be on hand during the open portion of practice.

After all games, Nebraska's locker room is closed. Head Coach Mike Riley, coordinators and requested players will be brought to the postgame interview room after a 10-minute cooling off period. At home, the postgame interview room is located in the strength complex of the Osborne Athletic Complex. Media are asked to wait to set up equipment until the conclusion of halftime. On the road, Coach Riley, assistant coaches and requested players will be brought to the designated interview area. Please note, **NO INTERVIEWS** will be conducted on the field as the players are returning to the locker room.

NEBRASKA MEDIA INFORMATION AND POLICIES

COACH AND PLAYER AVAILABILITY

MONDAY

Nebraska Weekly Press Conference

Coach Riley will be available in the West Stadium Level 6 at Memorial Stadium at 11:30 a.m. CT. The press conference will be available free at Huskers.com. Players will generally follow Coach Riley at the press conference.

Nebraska will not practice on Mondays.

TUESDAY

Big Ten Teleconference (Mike Riley - 11:24 a.m. CT)

To participate on the teleconference, media members should call 1-866-392-7674. Contact the Big Ten Conference Office for the weekly passcode. The calls will be available for playback approximately two hours after each conference at www.bigten.org.

- 11:00 a.m. – Pat Fitzgerald, Northwestern
- 11:08 a.m. – Jim Harbaugh, Michigan
- 11:16 a.m. – Paul Chryst, Wisconsin
- 11:24 A.M. – MIKE RILEY, NEBRASKA
- 11:32 a.m. – Mark Dantonio, Michigan State
- 11:40 a.m. – Kirk Ferentz, Iowa
- 11:48 a.m. – Tracy Claeys, Minnesota
- 11:56 a.m. – Chris Ash, Rutgers
- 12:04 p.m. – Lovie Smith, Illinois
- 12:12 p.m. – DJ Durkin, Maryland
- 12:20 p.m. – Darrell Hazell, Purdue
- 12:28 p.m. – James Franklin, Penn State
- 12:36 p.m. – Urban Meyer, Ohio State
- 12:44 p.m. – Kevin Wilson, Indiana

Defensive coordinator Mark Banker, requested defensive assistants and requested defensive players not at press conference available on field after practice.

WEDNESDAY

Offensive coordinator Danny Langsdorf, requested offensive assistants and requested offensive players not at press conference available on field after practice.

THURSDAY

Coach Riley available after practice on field.

FRIDAY

No Media Availability.

RILEY PHONE INTERVIEWS

Media wishing to try to arrange a phone interview may contact Keith Mann for availability. Please contact the Communications Office as far in advance as possible.

PLAYER PHONE INTERVIEWS

Out-of-town media requesting phone interviews with Nebraska players should contact Keith Mann or Shamus McKnight with those requests, preferably on Sundays, but no later than 10 a.m. CT on Monday of game week.

PLAYER/COACH MUG SHOTS

Action photos and/or a DVD of Nebraska mug shots may be obtained by calling or e-mailing the Nebraska Communications Office.

HUSKERS.COM

Huskers.com is the official site of Nebraska Athletics and includes updated stats, game notes, depth chart and extensive quotes and audio and video clips from Nebraska's Monday press conference, including Coach Riley and selected players in the afternoon.

CREDENTIALS

Media may make credential requests for Nebraska home games on-line at Huskers.com/media. Follow the steps on the web site to complete the application. You will receive an e-mail confirming your application, and approval/denial e-mail. Contact Vicki Capazo at (402) 472-2263 with questions. Once again this season, photo ID will be required to gain access to the stadium on game day and the name on your photo ID and credential must match. Single-game credentials will not be mailed and must be picked up on game day at media will call.

TELECONFERENCE/SATELLITE FEED/FTP

For video of Nebraska's press conferences contact the Communications Office. All of Coach Riley's press conferences are available live on Huskers.com. Several players will follow Riley at the press conference.

MEDIA GUIDE AND SUPPLEMENT ON-LINE

PDF versions of the 2016 Nebraska media guide and media supplement are available on Huskers.com. Please go to the "Football" page, on the right menu, click on "2016 Media Guide" and proceed.

BANK OF THE WEST NEBRASKA FOOTBALL SHOW "DAY BY DAY"

The Nebraska Football television show will air on several affiliates throughout the 2016 season. The stations and times are as follows:

- KOLN/KGIN–Lincoln (Sunday, 10:35 p.m.)
- KNPL–North Platte (Sunday, 10:35 p.m.)
- KMTV–Omaha (Sunday, 11 p.m.)
- Fox Sports Midwest–Monday, 1 p.m.

The N-Side Nebraska show will follow the half-hour football show and feature all 24 of Nebraska's sports, including football during the fall.

IMG HUSKER SPORTS RADIO NETWORK

The Husker IMG Sports Network will continue the strong tradition of broadcasting excellence in 2016, as it brings NU football to fans across the nation and the world.

In the state of Nebraska, KXSP (590 AM and KEZO (92.3 FM) serve as the Omaha affiliates. KLIN (1400 AM) along with KFGE (98.1 FM) remain the Lincoln affiliates, while KRVN (880 AM) is a powerful central Nebraska affiliate that reaches around the state. All radio broadcasts are available live on Huskers.com, the Official Husker App, TuneIn.com, the TuneIn Radio App and SiriusXM Satellite Radio.

2016 NEBRASKA STATIONS

- Ainsworth: 1400 AM
- Alliance: 1400 AM
- Beatrice: 1450 AM
- Broken Bow: 95.3 FM
- Chadron: 610 AM
- Columbus: 900 AM/101.1 FM
- Cozad: 1580 AM
- Fairbury: 1310 AM/99.5 FM
- Falls City: 1230 AM
- Fremont: 105.5 FM
- Grand Island: 1430 AM/97.3 FM
- Hastings: 1230 AM/94.5 FM
- Holdrege: 97.7 FM
- Imperial: 102.9 FM
- Kearney: 1340/105.9
- Lexington: 880 AM
- Lincoln: 1400 AM/98.1 FM
- McCook: 93.9/102.1 FM
- Neb. City: 1600 AM/103.1 FM
- Norfolk: 94.7 FM
- North Platte: 1240 AM/103.5 FM
- Ogallala: 93.5 FM
- Omaha: 590 AM/92.3 FM
- Scottsbluff: 960 AM/94.1 FM
- Sidney: 1340 AM/98.7 FM
- Superior: 1600 AM/103.9 FM
- Valentine: 940 AM
- West Point: 840/98.3 AM
- York: 1370 AM

WEEKLY MEDIA CALENDAR: NEBRASKA AT NORTHWESTERN (SEPT. 19-24)

MONDAY, SEPT. 19	TUESDAY, SEPT. 20	WEDNESDAY, SEPT. 21	THURSDAY, SEPT. 22	FRIDAY, SEPT. 23	SATURDAY, SEPT. 24
PRESS CONFERENCE 11 a.m. - Lunch 11:30 a.m. - Mike Riley Players to follow	BIG TEN CONF. CALL 11 a.m. - Call begins 11:24 a.m. - Mike Riley Details: Contact Big Ten		NEBRASKA FOOTBALL RADIO HOUR (HSN) 7 p.m. - Reggie Davis	TRAVEL Charter flight to Chicago	GAME DAY Nebraska at Northwestern 6:30 P.M. CT (BTN)
NO PRACTICE	PRACTICE 3:45 - 5:30 p.m. Available after practice: • Mark Banker • Requested def. players • Requested def. coaches	PRACTICE 3:45 - 5:30 p.m. Available after practice: • Danny Langsdorf • Requested off. players • Requested off. coaches	PRACTICE 4 - 5:20 p.m. Available after practice: • Mike Riley	PRACTICE Walk-Thru in Lincoln before departure NO MEDIA ACCESS	POST-GAME Post-game interview area Available after game: • Mike Riley • Coordinators • Requested players

NEBRASKA-NORTHWESTERN SERIES

Games: 9

Standing: Nebraska leads, 6-3

At Lincoln: Nebraska leads, 3-2

At Evanston: Nebraska leads, 2-1

MEETINGS AS BIG TEN FOES

Date	Site	Rank		Result	Score
		NEB/NW			
11/5/2011	Lincoln	9/	L		25-28
10/20/2012	Evanston	/	W		29-28
11/2/2013	Lincoln	/	W		27-24
10/18/2014	Evanston	19/	W		38-17
10/24/2015	Lincoln	/	L		28-30

Series scoring	Total	Average
Nebraska	299	33.2
Northwestern	170	18.9

- Four of five meetings as Big Ten opponents (since 2011) have been decided by three or fewer points.
- Nebraska rallied from fourth-quarter deficits in its wins in 2012 and 2013, including winning on a Hail Mary pass in 2013.
- The schools met just twice between 1931 and 2011, matching up in 1974 in Lincoln and in the 2000 Alamo Bowl.

HUSKERS TO OPEN BIG TEN PLAY AGAINST NORTHWESTERN

Nebraska will begin the Big Ten portion of its 2016 schedule at Northwestern on Saturday night. The game is the first of nine Big Ten Conference games in 2016, marking the first year of a nine-game league schedule.

The 2016 campaign is Nebraska's sixth in the Big Ten and its third in the West Division.

- The Huskers are 3-2 in Big Ten openers since joining the league in 2011.

NEBRASKA BIG TEN OPENERS

Date	Opponent	Result
10-1-11	at Wisconsin	L, 48-17
10-29-12	Wisconsin	W, 30-27
10-5-13	Illinois	W, 39-19
9-27-14	Illinois	W, 45-14
10-3-15	at Illinois	L, 14-13

- Northwestern is just the third different team Nebraska has faced in a Big Ten opener. NU faced Wisconsin in its 2011 and 2012 league openers and matched up with Illinois each of the past three years.
- Nebraska is opening Big Ten play on the road for the second straight season, after beginning conference play at Illinois last season. The Huskers opened conference play on the road three straight years from 2009 to 2011, including two years in the Big 12 and their first year in the Big Ten.
- Nebraska has won 37 of its past 41 conference openers overall, with three of the four losses against top 20 teams.
- Overall, Nebraska is 89-21-2 all-time in conference openers (.804 winning percentage).
- Nebraska is 12-8 overall in Big Ten road games since joining the conference.

HUSKERS RETURN TO RANKINGS

Nebraska's 35-32 victory over No. 22 Oregon on Saturday vaulted the Huskers back into the national rankings. The Huskers entered the Associated Press poll at No. 20 and are also ranked 20th in the USA Today Coaches Poll. Nebraska had received votes in each of the first three weeks of the polls.

- Nebraska is ranked for the first time under Mike Riley and for the first time overall since being ranked 25th in the AP Poll heading into the 2014 Holiday Bowl meeting with USC.

RILEY CONTINUES SUCCESS AGAINST RANKED OPPONENTS

Nebraska's victory over Oregon continued Riley's strong history of knocking off ranked teams during his college coaching career.

- Riley-coached teams have 16 wins over ranked teams in his 16 seasons as a college coach, 14 at Oregon State and wins over Michigan State in 2015 and Oregon in 2016.
- Last year's win over No. 6 Michigan State marked the sixth top-10 opponent a Riley-coached team defeated since 2006.

WINS BY RILEY-COACHED TEAMS vs. TOP 25

Year	Opponent	Result
1998	No. 16 Oregon	W, 44-41 (2ot)
2005	No. 18 California	W, 23-20
2006	No. 3 USC	W, 33-31
2006	No. 24 Hawaii	W, 35-32
2007	No. 2 California	W, 31-28
2007	No. 16 Oregon	W, 38-31 (2ot)
2008	No. 1 USC	W, 27-21
2008	No. 19 Pittsburgh	W, 3-0
2009	No. 23 California	W, 31-14
2010	No. 9 Arizona	W, 29-27
2010	No. 20 USC	W, 36-7
2012	No. 13 Wisconsin	W, 10-7
2012	No. 19 UCLA	W, 27-20
2014	No. 7 Arizona St.	W, 35-27
2015	No. 6 Michigan St.	W, 39-38
2016	No. 22 Oregon	W, 35-32

NU TO UNVEIL ALTERNATE UNIFORMS VS. NORTHWESTERN

Nebraska will wear an alternate adidas white uniform on Saturday night at Northwestern. The new Husker Chrome alternate football uniform, was inspired by the city of Lincoln, also known as the "Star City". The new Husker Chrome alternate uniform blends crisp, modernized design with a tribute to Nebraska's clean, classic signature look.

The special edition uniform is centered on a pristine white colorway with metallic accents to create a bold alternate look for the Cornhuskers. The modernized style features metallic red numbering with metallic chrome outlining on the jersey and is accented with metallic chrome stripes on both the jersey and the pants. Additional detailing includes an oversized, metallic red bold "N" logo that seamlessly aligns with the pant stripes.

As a tribute to the traditional aesthetic of the Cornhuskers football program, the helmet features a metallic red "N" logo on the sides and is accented with player numbers featured in metallic red and metallic chrome outlining on the back of the helmet, showcasing the Star City's ability to shine.



BIG TEN STANDINGS

WEST DIVISION

Place	Team	Overall	Big Ten
1.	Nebraska	3-0	0-0
	Wisconsin	3-0	0-0
3.	Minnesota	2-0	0-0
4.	Iowa	2-1	0-0
5.	Purdue	1-1	0-0
6	Illinois	1-2	0-0
	Northwestern	1-2	0-0

EAST DIVISION

Place	Team	Overall	Big Ten
1.	Maryland	3-0	0-0
	Michigan	3-0	0-0
	Ohio State	3-0	0-0
4.	Indiana	2-0	0-0
	Michigan State	2-0	0-0
6.	Penn State	2-1	0-0
	Rutgers	2-1	0-0

BIG TEN CONFERENCE

PLAYER OF THE WEEK NOMINEES

Game	Offense	Defense	Sp. Teams	Frosh
FS	Ozigbo	K. Williams		Jackson
WYO	Armstrong	Gerry		C. Davis
ORE	Armstrong		Pierson-El	Lightbourn
NW				
ILL				
IND				
PUR				
WIS				
OSU				
UM				
MARY				
IOWA				

Bold indicates winner

2016 HUSKER HONORS

Tommy Armstrong Jr., QB

- Rose Bowl Big Ten POW (vs. Oregon)
- Earl Campbell Tyler Rose Award Watch List
- Maxwell Award Watch List
- Davey O'Brien Quarterback Award Watch List
- Johnny Unitas Award Watch List
- Manning Award Watch List

Drew Brown, PK

- Lou Groza Award Watch List
- Wuerffel Trophy Watch List
- Allstate AFCA Good Works Team Nominee

Cethan Carter, TE

- Mackey Award Watch List

Nathan Gerry, S

- Big Ten Defensive POW (vs. Wyoming)
- Bednarik Award Watch List
- Jim Thorpe Award Watch List

Joshua Kalu, CB

- Lott IMPACT Award Watch List

Caleb Lightbourn, P

- Big Ten Freshman of the Week (vs. Oregon)

Terrell Newby, IB

- Doak Walker Award Watch List

Brandon Reilly, WR

- Biletnikoff Award Watch List

Dylan Utter, C

- Rimington Trophy Watch List

Jordan Westerkamp, WR

- Biletnikoff Award Watch List

LAST TIME OUT**NEBRASKA 35, OREGON 32**

Team Stats	ORE	NU
First Downs	20	26
Rushes-Yards	47-336	47-228
Passes	14-23-0	17-35-0
Passing Yards	146	200
Total Offense	482	428
3rd Downs	5-of-14	5-of-13
Turnovers	0	1
Penalties	13-126	7-55
Time of Possession	24:55	35:05

NU Rushing Leaders

Devine Ozigbo--21 carries, 95 yards, TD

Tommy Armstrong Jr.--16 carries, 95 yards, TD

NU Passing Leader

Tommy Armstrong Jr.--17-33-0, 200 yards, 3 TD

NU Receiving Leader

J. Westerkamp--3 receptions, 39 yards, 2 TD

Cethan Carter--5 receptions, 48 yards

NU Defensive Leaders

Nathan Gerry--9 tackles, 2 TFL, PBU

Kieron Williams--7 tackles, PBU

Ross Dzuris--5 tackles, 5-yard sack

NU Special Teams Leader

De'Mornay Pierson-El--45-yard punt return

Caleb Lightbourn--5 punts, 47.2 avg., long-58

NOTING GAME 3

- Nebraska won its first home game against a ranked non-conference opponent since a victory over No. 17 Notre Dame in 2001.
- The Huskers' rally from 13 points down marked the second time in the past four games that NU has rallied from a double-digit deficit. NU was 14 points down in the second quarter of the Foster Farms Bowl before rallying for an eight-point win.
- Tommy Armstrong Jr. threw for 200 yards and three touchdowns, marking his second straight game with three touchdown passes. Armstrong Jr. accounted for four total touchdowns, including a 34-yard game-winning rushing touchdown.
- Armstrong moved to the top of the Nebraska career passing list, increasing his career total to 7,376 yards. He broke the previous record of 7,258 yards held by Taylor Martinez.
- Senior receiver **Jordan Westerkamp** had a pair of touchdown receptions for the second straight week, the first two multiple TD games of his career. Westerkamp also moved up two spots to fourth on the Huskers' career receptions list.
- The Nebraska defense held Oregon without a passing touchdown, ending a streak of 82 straight games with a passing touchdown for the Ducks.
- Nebraska tight end **Cethan Carter** had a career-high five receptions in the game, bettering two previous games with three catches.
- Sophomore receiver Brian Reimers caught a 22-yard touchdown pass in the second quarter. The reception was the first of Reimers' career.

NU CELEBRATES 350TH CONSECUTIVE SELLOUT IN STYLE

One of the most remarkable streaks in college athletics history reached another milestone last Saturday when Memorial Stadium was sold out for the 350th consecutive game. The streak dates back to Nov. 3, 1962, Nebraska's first season under Hall of Fame Coach Bob Devaney.

- Nebraska owns an impressive 299-51 record during the sellout streak.
- Since the streak began, a total of more than 26.6 million fans have attended the 350 games at Memorial Stadium.
- The unmatched fan support has fueled a Nebraska program that ranks among the nation's best since 1962.

NATIONAL LEADERS SINCE 1962**MOST VICTORIES**

1) Nebraska	516
2) Oklahoma	481
3) Ohio State	478
4) Alabama	475
5) Penn State	468

MOST BOWL GAMES

1) Nebraska	50
2) Alabama	48
3) Georgia	44
4) Ohio State	42
5) Texas	42

MOST NATIONAL TITLES

1) Alabama	10
2) USC	6
3) Nebraska	5
Miami	5
5) Oklahoma	4

MOST CONFERENCE TITLES

1) Oklahoma	24
2) Ohio State	23
USC	23
4) Nebraska	22
Michigan	22

RILEY JOINS 100-WIN CLUB IN SEASON-OPENING VICTORY

Nebraska Head Coach **Mike Riley** earned his 100th win as a collegiate head coach in the 43-10 win over Fresno State in the season opener. Riley won 93 games in 14 seasons at Oregon State and has nine victories at Nebraska.

- Riley is one of 22 active FBS head coaches with 100 career college victories.
- All 102 of Riley's victories have come while coaching in a Power Five Conference. Riley is one of 10 active coaches to win 100 games at a Power Five Conference school.

ACTIVE COACHES WITH 100 WINS AT POWER FIVE CONFERENCE SCHOOLS

Coach, Current School	Career Wins
Bill Snyder, Kansas State	194
Nick Saban, Alabama	185
Bob Stoops, Oklahoma	180
Mark Richt, Miami	148
Les Miles, LSU	142
Kirk Ferentz, Iowa	129
Urban Meyer, Ohio State	118
Tommy Tuberville, Cincinnati	113
Mike Leach, Washington State	106
Mike Riley, Nebraska	102

Note: Win totals reflect only wins at Power Five schools.

NU OFFENSE SHOWS SIGNS OF BACKING UP SUCCESSFUL 2015

The Nebraska offense had a productive first season under Head Coach Mike Riley and offensive coordinator Danny Langsdorf, and the unit appears ready for more growth this fall with many key pieces returning.

In 2015, Nebraska ranked second in the Big Ten in total offense and passing offense, while finishing third in scoring offense.

- Nebraska scored more than 30 points eight times in 2015, including five of the final seven games.
- Nebraska has averaged 43.3 points through three games in 2016. The 52 points against Wyoming were the most in two seasons under Mike Riley.
- Nebraska was second in the Big Ten in total offense in 2015 at 446.9 yards per game. NU is averaging 461.3 yards per game after three games in 2016.
- Nebraska passed for 266.9 yards per game to rank second in the conference in 2015. Nebraska has averaged 242.0 passing yards through the first three games this season.
- Nebraska topped the 300-yard passing mark for the seventh time in two seasons under Mike Riley with 412 passing yards against Wyoming. The yardage total was the fifth highest in school history and most since the 2007 season.
- Nebraska has also shown big-play ability again this season. The Huskers had five passing plays of at least 25 yards against Wyoming. Nebraska's 16.5 yards per completion ranks ninth in the nation. Last season, NU's 78 plays of 20-plus yards ranked second in the Big Ten.
- In addition to its passing explosion against Wyoming, the Huskers also showed the ability to pound the ball on the ground. The Huskers rushed for 292 yards on 51 carries in the win over Fresno State. NU had 228 rushing yards against Oregon, including 166 after half.

NEBRASKA LOOKS TO KEEP POUNDING BALL ON GROUND

Through three games, Nebraska has shown the ability to control the running game on both sides of the ball for success in 2016.

Nebraska churned out 292 rushing yards on 51 carries in its season-opening victory over Fresno State. That rushing effort came on the heels of running for 326 yards in the Foster Farms Bowl win over UCLA to close the 2015 season. NU cranked out 228 rushing yards against Oregon, including 166 after halftime.

The Blackshirt defense was strong against the run in the first two games, limiting Fresno State to just 31 rushing yards, while holding Wyoming to 131 yards on the ground. Oregon did rush for more than 300 yards but Nebraska held the Ducks' high-powered pass game in check with only 146 passing yards.

- Nebraska is 6-0 under Mike Riley when rushing for 200 yards or more, and is 5-0 under Riley when out-rushing the opposition.

FLIPPING THE TURNOVER SCRIPT

Nebraska was -12 in turnover margin in 2015, and has had a positive turnover margin just once in the past 12 seasons (+5 in 2009).

Nebraska is off to a good start in changing its turnover fortunes in 2016. The Huskers are +6 in turnover margin after three games, and ranks fifth in the nation in that category.

- Nebraska did not commit a turnover in the season opener against Fresno State, while intercepting two Bulldog passes. The zero-turnover effort was NU's first since not having a giveaway in a 48-25 win at Minnesota last season.
- Nebraska has had four games with zero turnovers since the start of the 2014 season. In those games, Nebraska's average margin of victory is 31.3 points.
- The Huskers had six takeaways, including five interceptions against Wyoming. Those are the best totals in those categories since also having six takeaways and five picks against Idaho in 2010.
- The Huskers' plus-5 in the turnover margin category against Wyoming was their best since a +8 turnover margin against Texas A&M in 2003.
- Nebraska's performance in the first two games marked the first time the Huskers have been +2 or better in turnover margin in consecutive games since the final two games of the 2003 season (Colorado, Michigan State).
- Nebraska had just two games last season when the Huskers were +2 or better in turnover margin (South Alabama, Minnesota) and won those two games by a combined 62 points.
- Nebraska has won 17 consecutive games when it has a positive turnover margin dating back to a 2011 loss to Northwestern. NU is 5-0 under Mike Riley when it wins the turnover battle.

ARMSTRONG RE-WRITING NEBRASKA RECORD BOOKS

Quarterback **Tommy Armstrong Jr.** has made 36 starts since taking over as NU's starter in 2013. He has started 28 of 29 games since the start of the 2014 season. Armstrong's 25 career victories are seventh in school history.

Armstrong produced one of the best statistical seasons in the Big Ten in 2015, ranking among the league leaders in passing and total offense. In his senior year, Armstrong has begun to re-write the Nebraska record book, setting two major passing records the past two weeks, with several other career records in his sights.

- Armstrong has seven touchdown passes this season, including three each of the past two weeks. That has increased his career total to 60, a new school record. He surpassed the previous record of 56 by Taylor Martinez. Armstrong has thrown for at least three touchdowns nine times in his Nebraska career. His 60 career passing touchdowns rank sixth among active FBS players.

- Armstrong threw for 22 touchdowns in both 2014 and 2015, which tied for fourth on the NU season chart.

- Armstrong has thrown for 685 yards in 2016, increasing his career total to 7,376 passing yards, a Nebraska career record. He passed the previous record of 7,258 passing yards by Taylor Martinez. Armstrong's passing yardage is ninth among active FBS players.

- Armstrong threw for 377 yards against Wyoming, four yards shy of his career high of 381 yards vs. USC in 2014. The Wyoming effort marked his sixth career 300-yard passing game (319 vs. BYU, 309 at Miami, 368 vs. Southern Miss, 320 vs. Michigan State in 2015; 381 vs. USC, 2014). Armstrong has topped 250 passing yards 13 times in his career, the most in school history.

- Armstrong threw for 3,030 yards in 2015. The passing total marked the third 3,000-yard passing season in school history. He threw for 2,695 yards as a sophomore. Armstrong is one of just three players in Nebraska history with two 2,000-yard passing seasons, joining Martinez and Zac Taylor.

- With another 3,000-yard passing season in 2016, Armstrong would become the first Husker to post two 3,000-yard passing seasons.

- Armstrong averaged 285.8 yards of total offense per game in 2015 to rank second in the Big Ten. He is averaging 278.0 yards per game in 2016.

- Armstrong has 8,832 career total offense yards, good for second at Nebraska. He is 1,401 yards from Martinez's school record of 10,233 yards.

- Armstrong is the first player in NU history with two 3,000-yard total offense seasons, after posting 3,430 yards in 2015 and 3,400 yards in 2014. Those totals are third and fourth, respectively, on the season total offense list.

- Armstrong had a career-high 431 yards of total offense against Southern Miss in 2015, and he has 11 career games of at least 300 yards of total offense, the most in school history.

- Armstrong ranked 27th in the nation in passes of more than 10 yards (132) in 2015, and 22nd in passes of 20-plus yards (51). He had six throws of at least 25 yards against Wyoming.

- Armstrong is one of 10 Nebraska quarterbacks to surpass 1,000 career rushing yards. He has 1,456 rushing yards, seventh-most among NU quarterbacks. He is one rushing touchdown from becoming the seventh NU quarterback with 20 career rushing touchdowns.

- Armstrong twice earned Big Ten Offensive Player-of-the-Week honors in 2015. He first earned the honor against Southern Miss, then was recognized for his play in the win over No. 6 Michigan State.

- Armstrong is the only active FBS quarterback with 7,000 career passing yards and 1,000 career rushing yards.

2016 OFFENSE GAME-BY-GAME

RUSHING

Game	Att.	Yds.	TD	Long
FS	51	292	5	24
WYO	43	138	2	12
ORE	47	228	2	34
NW				
ILL				
IND				
PUR				
WIS				
OSU				
MINN				
MARY				
IOWA				

PASSING

Game	Passes	Yds.	TD	Long	Sacks
FS	6-13-0	114	1	57	0-0
WYO	21-35-1	412	4	63	2-19
ORE	17-35-0	200	3	22	1-4
NW					
ILL					
IND					
PUR					
WIS					
OSU					
MINN					
MARY					
IOWA					

2016 DEFENSE GAME-BY-GAME

RUSHING DEFENSE

Game	Att.	Yds.	TD	Long
FS	26	31	0	19
WYO	31	131	1	42
ORE	47	336	5	50
NW				
ILL				
IND				
PUR				
WIS				
OSU				
MINN				
MARY				
IOWA				

PASSING DEFENSE

Game	Passes	Yds.	TD	Long	Sacks
FS	24-43-2	243	1	32	4-21
WYO	16-32-5	189	1	35	1-7
ORE	14-23-0	146	0	25	1-5
NW					
ILL					
IND					
PUR					
WIS					
OSU					
MINN					
MARY					
IOWA					

SACKS/TFL

Game	Sacks	Yds.	TFL	Yards
FS	4	21	7	27
WYO	1	7	5	14
ORE	1	4	4	11
NW				
ILL				
IND				
PUR				
WIS				
OSU				
MINN				
MARY				
IOWA				

HUSKERS REMEMBER SAM FOLTZ

Nebraska lost a member of its family this summer, when senior punter Sam Foltz passed away in an automobile accident on July 23.

The latest success story of the Huskers' legendary walk-on program, Foltz embodied Nebraska's commitment to success on the field, in the classroom and in the community. On the field, he was the 2015 Big Ten Punter of the Year and his career average of 42.6 yards per punt ranked fifth all-time at Nebraska. In the classroom, Foltz was a five-time member of the Nebraska Scholar-Athlete Honor Roll, and he earned his degree in agronomy last May. Foltz was also active in the community, earning spots on both the Brook Berringer and Tom Osborne Citizenship teams in 2016, when he was also awarded a Nebraska Student-Athlete HERO Leadership Award for his leadership and dedicated community service.

INITIATIVES TO HONOR SAM FOLTZ

- Nebraska football players will wear a special "SF27" decal (pictured) on their helmets to honor Foltz's memory. The logo will also be featured on players' game-day hats, sweatshirts and compression shirts, as well as on the coaches' sideline polo shirts.
- Nebraska's annual student-athlete HERO Leadership Award will be renamed the Sam Foltz Hero 27 Leadership Award. The award will be presented annually to 27 student-athletes across all sports who exhibit strong leadership qualities, commitment to service and ability to encourage/empower peers.
- The Sam Foltz Memorial Scholarship has been created and was presented to Drew Brown before the first game. The Foltz Scholarship will be presented annually to a member of the football team who embodied Foltz's traits of leadership, excellence in the community and in the classroom.
- Nebraska is selecting a Sam Foltz Captain of the Week who will join the season-long captains. The Foltz captain will carry a flag onto the field honoring Foltz's memory.

**SAM FOLTZ**

January 21, 1994 - July 23, 2016

**ARMSTRONG NATIONAL RANKINGS
AMONG ALL ACTIVE FBS PLAYERS**

Category	Total	Big Ten	National
Total Touchdowns	80	1st	2nd
Passing Touchdowns	60	1st	6th
Total Offense	8,832	1st	5th
Passing Yards	7,376	1st	9th
Completions	516	2nd	13th

CAREER WINS BY A QUARTERBACK

Rk.	Player, Years	Wins
1.	Eric Crouch, 1998-2001	35
2.	Tommie Frazier, 1992-95	33
3.	Turner Gill, 1981-83	29
4.	Steve Taylor, 1985-88	29
	Taylor Martinez, 2010-13	29
6.	Dave Humm, 1972-74	26
7.	Tommy Armstrong Jr., 2013-pres.	25

- **Note:** A full look at Armstrong's standings on NU's career charts can be found on pages 19-20 of this release.

**WESTERKAMP CHASING
NEBRASKA RECEIVING RECORDS**

Senior receiver **Jordan Westerkamp** leads a Nebraska receiving corps that ranks as one of the nation's best. Westerkamp is one of the top pass catchers in Nebraska history. He is one of four captains for the 2016 season, marking the second straight year he has served as a captain.

A Chicago area product, Westerkamp put together one of the most prolific receiving seasons in school history in 2015. He had 65 catches for 918 yards and seven touchdowns. He earned second-team All-Big Ten honors for his effort in 2015.

Against Wyoming, Westerkamp had four receptions for 105 yards and two touchdowns, then added a pair of touchdown catches in the win over Oregon.

- Westerkamp surpassed 2,000 career receiving yards, joining Kenny Bell, Johnny Rodgers and Nate Swift in NU's 2,000-yard receiving club.
- Westerkamp's 100-yard receiving game vs. Wyoming was the eighth of his career, tying for the second most in school history.
- Westerkamp's two-touchdown efforts against Wyoming and Oregon are the first multiple-TD games of his Husker career.
- Westerkamp (105) and Alonzo Moore (109) each topped 100 receiving yards against Wyoming. That marked only the third time in NU history a pair of wideouts topped 100 receiving yards in the same game.
- Westerkamp has been a part of all three occasions. He and Kenny Bell combined for the feat against FAU in 2014, and Westerkamp and Reilly each topped the century mark against Southern Miss in 2015.
- Westerkamp continues to move up the NU career charts. He is fourth on the NU career receiving yardage list with 2,098 yards, leaving him 591 yards from the No. 1 spot.
- He has 137 career receptions, to rank fourth on Nebraska's all-time list. He is 44 catches from the top spot on the career list.

- Westerkamp has 17 career touchdown catches to rank fourth in school history. His seven touchdown receptions in 2015 were tied for 10th on the season charts.
- Westerkamp's 65 catches in 2015 were second on the NU single-season charts, and were the most receptions ever by a Husker receiver.
- His 918 receiving yards in 2015 were the third-most in school history.
- Westerkamp had a career-high 11 receptions for 118 yards against Southern Miss in 2015. The 11 catches were tied for third on the NU single-game receptions list.
- Westerkamp had a season-high 143 receiving yards against Michigan State, one of four 100-yard games in 2015. The four 100-yard games tied the Nebraska season record, accomplished five times previously.
- Westerkamp has caught a pass in 29 straight games, the third-longest streak in school history and just the eighth time in school history a player has had a streak of at least 20 consecutive games with a catch.

CONSECUTIVE GAMES WITH A RECEPTION

Rk.	Player, Years of Streak	Games
1.	Johnny Rodgers, 1970-72	37
2.	Terrence Nunn, 2004-07	32
3.	Jordan Westerkamp, 2013-pres.	29

- **Note:** A full look at Westerkamp's standings on NU's career charts can be found on page 20 of this release.

**REILLY BIG-PLAY LEADER
IN HUSKER RECEIVING CORPS**

Jordan Westerkamp is joined in the wide receiving corps by fellow senior **Brandon Reilly**, who established himself as one of the nation's top big-play receiving threats in 2015.

Reilly had 40 receptions for 754 yards and four touchdowns in 2015. His biggest touchdown reception was a game-winning score in the final minute against No. 6 Michigan State. He totaled three catches for 87 yards against MSU, with two receptions of at least 30 yards. The big-play effort against MSU was indicative of Reilly's season.

- Reilly had eight receptions of at least 30 yards, the fourth-most in the Big Ten.
- Reilly's average of 18.9 yards per reception ranked first among Big Ten receivers who averaged at least 2.0 catches per game. The 18.9 yard-per-catch average was also the third-best average in NU history for players with at least 40 receptions.
- Reilly's first catch of 2016 was a 38-yarder against Wyoming. He missed both the Fresno State and Oregon games.

ZO IN THE ZONE

Not to be forgotten among the Huskers' crew of senior receivers is Alonzo Moore. The Louisiana product has been the Huskers' top receiver through three games in 2016, with nine receptions for 238 yards and two touchdowns.

Moore posted career receiving highs in each of the first two games with 92 yards against Fresno State and 109 yards in the win over Wyoming.

- Moore also produced the two longest receptions of his career in the first two weeks of the season. Moore had a 57-yard TD against Fresno State, and a 63-yard TD grab against Wyoming.
- Moore is averaging 26.4 yards on his nine receptions in 2016 and ranks No. 5 in the nation in that category.

Westerkamp, Reilly and Moore are the veteran leaders of the Huskers' deep and talented group of pass catchers.

TOP HUSKER RECEIVERS

Player	Career Catches	Receiving TDs
Jordan Westerkamp	137	17
Brandon Reilly	51	4
Alonzo Moore	49	8
Cethan Carter, TE	47	3
De'Mornay Pierson-El	37	5
Stanley Morgan Jr.	31	3

KICKER BROWN CONTINUES FAMILY TRADITION

Place-kicker **Drew Brown** is a leading contender for conference and national honors, including the Lou Groza Award. Brown established himself as one of the nation's top kickers as a sophomore and earned second-team All-Big Ten honors last fall.

Brown made 21-of-27 field goals in 2015, including each of his last 11 field goals. Nine of the 11 field goals in his streak were from at least 40 yards. He made his first field goal attempt of 2016 against Wyoming, and his streak of 12 straight made field goals is tied for the third-longest streak in NU history.

- Brown connected on 13 field goals of at least 40 yards in 2015. He was 13-of-17 from beyond 40 yards, including 12-of-14 from 40-49 yards.
- Brown's 13 field goals of at least 40 yards tied for the most nationally among all kickers. Only five kickers had at least 10 field goals of 40 yards or more in 2015.
- In Big Ten games, Brown connected on 12-of-14 field goals.
- Brown's 21 field goals in 2015 were second on the Nebraska season list.
- Brown was second in the Big Ten at 1.62 field goals per game and ranked 16th nationally in the category. He was third in the Big Ten in scoring at 8.2 points per game.
- Brown scored 107 points as a sophomore after posting a Nebraska freshman-record 101 points in 2014. He is the first player in Nebraska history with 100-point seasons as both a freshman and sophomore.
- Brown has increased his career scoring total to 227 points to rank 10th in NU history.

- Brown had multiple field goals in seven games in 2015.
- Brown made five field goals against Southern Miss in 2015, all in the first half. The five field goals in a half tied an NCAA record. The five field goals were the most ever by a Husker in Lincoln, and tied a Memorial Stadium record held by two opposing kickers.
- The five field goals marked the third time in NU history a kicker had five or more field goals. Dale Klein had an NCAA record seven field goals at Missouri in 1985, and Alex Henery had five field goals at Virginia Tech in 2009.

MOST SEASON FIELD GOALS IN HUSKER HISTORY

Rk.	Player, Year	FG
1.	Alex Henery, 2009	24
2.	Drew Brown, 2015	21
3.	Brett Maher, 2012	20

MOST FIELD GOALS OF 40 YARDS OR LONGER IN 2015

Rk.	Player, School	FG
1.	Drew Brown, Nebraska*	13
	Joey Slye, Virginia Tech*	13
3.	Taylor Bertolet, Texas A&M	11

**returned for 2016 season*

PIERSON-EL ENERGIZES HUSKER RETURN GAME

Junior **De'Mornay Pierson-El** returned to his big-play ways in the punt return game against Oregon on Saturday. Pierson-El had a 45-yard return in the second quarter to set up a Nebraska touchdown just before halftime.

The play flipped momentum in the game, cutting the Ducks' halftime lead to 20-14, and setting the stage for the Nebraska victory.

- The 45-yard return by Pierson-El marked the 10th return of his career that covered at least 25 yards. Pierson-El had eight returns of 25-plus as a true freshman in 2014, one in an injury-plagued sophomore season, and the return against Oregon.
- Pierson-El averaged 17.5 yards per return in 2014, and his 596 return yards topped the nation by nearly 200 yards.

BLACKSHIRTS LOOK TO STUFF THE RUN AGAIN IN 2016

The Nebraska Blackshirt defense entered 2016 with a goal of making big improvements in pass defense and pressuring the quarterback. The Huskers also look to duplicate their 2015 success in stopping the opponent run game.

The Huskers allowed opponents to rush for 109.9 yards per game, second in the Big Ten and ninth nationally. NU was strong against the run in the first two games, allowing a total of 162 rushing yards, including 31 yards by Fresno State. Oregon dented the NU run defense for more than 300 yards, but the Husker Blackshirts made key plays down the stretch.

- In 15 games since the start of the 2015 season, Nebraska has limited six opponents to less than 90 rushing yards. NU is 6-0 in those games.

NEBRASKA UNDER RILEY

Overall	9-7
vs. AP Ranked Teams	2-1
vs. AP Top 10 Teams	1-1
vs. Unranked Teams	7-6
vs. Big Ten Teams	3-5
Home	6-4
Road	2-3
Neutral	1-0
In August	0-0
In September	5-2
In October	1-4
In November	2-1
In December	1-0
In January	0-0
When Rushing for 200 or more yards	6-0
When Rushing for 300 or more yards	1-0
When Passing for 200 or more yards	6-5
When Passing for 300 or more yards	4-3
When NU player rushes for 100 yards	3-0
When NU has two 100-yard rushers	0-0
When NU player has 100 yards receiving	3-2
When Opponent has 100 Yd. Rusher	2-4
When Scoring 35 or More Points	8-1
When Holding Opponent to 10 Pts. or less	2-0
When forcing three or more turnovers	3-0
When Nebraska scores first	6-4
When Nebraska leads at halftime	6-2
When Nebraska trails at halftime	2-5
When Nebraska is tied at halftime	1-0
Games decided by 11 points or more	5-0
Games decided by 10 or less	4-7
Games decided by 7 or less	2-5
Games decided by 3 or less	2-4
Overtime games	0-1

2016 TEAM GAME-BY-GAME

TURNOVER MARGIN

Game	Turnovers			Takeaways			+/-
	Fumb.	INT	Total	Fumb.	INT	Total	
FS	0	0	0	0	2	2	+2
WYO	0	1	1	1	5	6	+5
ORE	1	0	1	0	0	0	-1
NW							
ILL							
IND							
PUR							
WIS							
OSU							
MINN							
MARY							
IOWA							

PENALTIES

Game	NU		Opponent	
	Pen.	Yds.	Pen.	Yds.
FS	7	80	4	29
WYO	7	93	5	42
ORE	7	55	13	126
NW				
ILL				
IND				
PUR				
WIS				
OSU				
MINN				
MARY				
IOWA				

NATIONAL RANKINGS

ASSOCIATED PRESS (SEPT. 18)

Rk.	Team (1st)	Record	Points
1.	Alabama (50)	3-0	1,510
2.	Ohio State (4)	3-0	1,442
3.	Louisville (6)	3-0	1,406
4.	Michigan (1)	3-0	1,277
5.	Clemson	3-0	1,258
6.	Houston	3-0	1,245
7.	Stanford	2-0	1,195
8.	Michigan State	2-0	1,084
9.	Washington	3-0	1,040
10.	Texas A&M	3-0	890
11.	Wisconsin	3-0	828
12.	Georgia	3-0	726
13.	Florida State	2-1	722
14.	Tennessee	3-0	707
15.	Miami	3-0	565
16.	Baylor	3-0	529
17.	Arkansas	3-0	528
18.	LSU	2-1	517
19.	Florida	3-0	479
20.	Nebraska	3-0	420
21.	Texas	2-1	196
22.	San Diego State	3-0	183
23.	Ole Miss	1-2	172
24.	Utah	3-0	154
25.	Oklahoma	1-2	139

USA TODAY COACHES (SEPT. 18)

Rk.	Team (1st)	Record	Points
1.	Alabama (59)	3-0	1,571
2.	Ohio State (3)	3-0	1,482
3.	Clemson (1)	3-0	1,405
4.	Louisville	3-0	1,331
5.	Michigan	3-0	1,302
6.	Stanford	2-0	1,273
7.	Houston	3-0	1,235
8.	Michigan State	2-0	1,156
9.	Washington	3-0	1,065
10.	Wisconsin	3-0	872
11.	Georgia	3-0	847
12.	Tennessee	3-0	805
13.	Texas A&M	3-0	791
14.	Florida State	2-1	742
15.	Baylor	3-0	658
16.	Florida	3-0	598
17.	LSU	2-1	522
18.	Arkansas	3-0	500
19.	Miami	3-0	441
20.	Nebraska	3-0	373
21.	Ole Miss	1-2	166
	TCU	2-1	166
23.	Utah	3-0	155
24.	Texas	2-1	143
25.	Iowa	2-1	140

HUSKERS IN THE 2016 POLLS

Date	AP	C	CFP	Result
Pre.	RV	RV		def. Fresno St., 43-10
9-5	RV	RV		def. Wyoming, 52-17
9-11	RV	RV		def. Oregon, 35-32
9-18	20	20		

• Nebraska held Southern Miss to 11 rushing yards in 2015, its best run defense effort since Michigan had -17 rushing yards in 2013.

• Nebraska's vastly improved pass defense is allowing just 192.7 yards per game. Oregon threw for just 146 yards and did not have a touchdown pass, ending an NCAA record streak of 82 straight games for the Ducks with a passing TD.

GERRY AGAIN SERVING AS LEADER OF HUSKER SECONDARY

Nebraska senior safety **Nathan Gerry** has been a fixture for the Husker defense the past four seasons. Gerry saw action as a true freshman, then started every game in the secondary in 2014 and 2015 and made his mark as one of the top defensive backs in the Big Ten Conference. Gerry is in his second season as a captain in 2016.

In 2015, Gerry was a third-team All-Big Ten choice by the league media, marking the second straight year he earned all-conference accolades. As a sophomore, Gerry garnered second-team all-conference honors.

Gerry made his 2016 season debut against Wyoming in style with two interceptions and a team-high seven tackles. His play earned him Big Ten Defensive Player-of-the-Week honors. He added a team-high nine tackles against Oregon.

• Gerry's two interceptions against Wyoming marked his first career multiple-TD game. It also pushed his career interceptions total to 11, three shy of the Nebraska career record. The 11 interceptions are tied for third among active FBS players.

• Gerry led Nebraska in interceptions each of the past two seasons with five in 2014 and four in 2015.

• Gerry ranked in the top 10 in the Big Ten in interceptions each of the past two seasons. As a sophomore in 2014, he led the league in interceptions in conference games, with all five picks coming in Big Ten play.

• Gerry has 215 career tackles to rank 26th in school history and fourth all-time among NU defensive backs. He is 39 tackles from the top 10 on the NU career list, and just 12 tackles from ranking second among defensive backs.

• Gerry led Nebraska in tackles in 2015 with 79 stops and ranked second in 2014 with 88 tackles.

MOST TACKLES AMONG DEFENSIVE BACKS IN NEBRASKA HISTORY

Rk.	Player, Pos.	Years	Tackles
1.	Mike Brown, Safety	1996-99	287
2.	Daniel Bullocks, Safety	2002-05	226
3.	Larry Asante, Safety	2007-09	224
4.	Nathan Gerry, Safety	2013-pres.	215
5.	Tyrone Byrd, Safety	1989-92	209

NEBRASKA HOPES TO CONTINUE WINNING ON 'MONEY DOWN'

Coaches regularly preach the importance of winning on third down. Nebraska was effective on the 'money down' on both offense and defense in 2015, and looks to carry that success into this season.

• Nebraska ranked third in the Big Ten in third-down conversions at 44.8 percent. Defensively, the Huskers were fifth in opponent third-down conversions at 34.0 percent.

• The Huskers ranked 24th nationally in both categories. Nebraska joined Clemson, Michigan and Tennessee as the only schools in the nation to rank in the top 25 in both third-down conversions and opponent third-down conversions.

• In three games in 2016, Nebraska is 18-of-38 on third downs (47 percent), while limiting opponents to 12-of-39 (31 percent).

2016 HUSKERS LED BY VETERANS

The 2016 Huskers are one of the more veteran teams in the Big Ten Conference. Nebraska returned a total of 16 starters from last year's team, and the 2016 squad features 15 players who have double-figure career start totals. The leaders of that group include four players who have made more than 20 starts in their Nebraska careers.

MOST EXPERIENCED HUSKER STARTERS

Player, Pos.	Career Starts
Tommy Armstrong Jr., QB	36
Nathan Gerry, S	31
Drew Brown, PK	29
Cethan Carter, TE	28

FOUR SENIORS ELECTED AS 2016 TEAM CAPTAINS

Four Nebraska seniors were selected by their teammates as 2016 team captains. The four players include two each on offense and defense and come to Nebraska from three states.

2016 NEBRASKA TEAM CAPTAINS

- Josh Banderas, Sr., LB, Lincoln, Neb.
- Nathan Gerry, Sr., S, Sioux Falls, S.D.
- Dylan Utter, Sr., C, Papillion, Neb.
- Jordan Westerkamp, Sr., WR, Lombard, Ill.

CAPTAIN NOTES

• **Jordan Westerkamp** and **Nathan Gerry** are just the ninth and 10th two-time captains in school history.

• Westerkamp's selection marks the fourth straight year a receiver has served as captain.

• **Dylan Utter** and **Josh Banderas** continue a long line of Nebraska natives who have served as Nebraska captains. This marks the 11th straight year a Nebraska native has been named a team captain.

• Utter is the third player in four seasons to become a captain after arriving in the program as a walk-on, joining offensive lineman Spencer Long (2013) and defensive end Jack Gangwish (2015). It also marks the fourth straight year an offensive lineman has been a captain.

- **Nathan Gerry** serving as a captain marks the fourth straight year a defensive back has been a captain. That group includes Gerry in 2015, Corey Cooper and Josh Mitchell in 2014 and Ciente Evans in 2013.
- In addition to four season-long captains, Nebraska will also have a weekly Sam Foltz Honorary captain.
Fresno State—Sam Hahn & Alonzo Moore
Wyoming—Kieron Williams
Oregon—Dedrick Young

NEBRASKA WALK-ON TRADITION CONTINUES

Mike Riley placed three former walk-ons on scholarship before the start of the season. The members of the group are all Nebraska natives and fifth-year seniors in the Husker program.

WALK-ONS AWARDED SCHOLARSHIPS

- Graham Nabity, FB (Elkhorn, Neb.)
- Logan Rath, DT (Giltner, Neb.)
- Brad Simpson, LB (Ralston, Neb.)

Nabity has played in 28 games in his Nebraska career, primarily on special teams.

Rath is in the mix for playing time at defensive tackle in his senior year. Rath has played in three games at Nebraska.

Simpson is among Nebraska's top special teams performers. He has played in 30 games and has 11 special teams tackles with the Huskers.

Nebraska has a long tradition of relying on its walk-on program to help build the foundation of the program. Six walk-ons have gone on to earn first-team All-America honors for Nebraska, while 13 walk-ons have earned first-team academic All-America recognition.

FOUR TRUE FRESHMEN SEEING ACTION FOR 2016 HUSKERS

Nebraska has four true freshmen who have seen action in non-conference play. Punter **Caleb Lightbourn** has started all three games, and the other true freshmen to hit the field include I-back/kickoff returner **Tre Bryant**, cornerback **Lamar Jackson** and safety **JoJo Domann**.

TRUE FRESHMEN PLAYING IN 2016



- Caleb Lightbourn, P, 12 punts, 39.6 average
- Tre Bryant, RB/KOR, 13 carries, 74 yards, TD; 4 KOR returns, 23.0 yard average
- Lamar Jackson, CB, 6 tackles, sack, 2 TFL
- JoJo Domann, S, 2 tackles

NU STAFF BRINGS VETERAN PRESENCE TO SIDELINE

Nebraska Head Coach Mike Riley is in his second season in Lincoln. The season also marks Riley's 25th season overall as a head coach. Riley is in his 16th season as a college head coach, including 14 years at Oregon State and two at Nebraska. He also has nine years as a professional head coach, including three years as an NFL head coach.

- Riley picked up his 100th career college coaching win in the season opener. Riley won 93 games in 14 seasons at Oregon State, before coming to Nebraska.

MOST NATIONAL TITLES SINCE 1970

	ALABAMA CRIMSON TIDE	7
	NEBRASKA CORNHUSKERS	5
	MIAMI HURRICANES	5

- Riley is in his 42nd overall season in either the college or professional coaching ranks, the second-most of any FBS head coach entering 2016. He trails only Alabama's Nick Saban, who enters his 44th season in coaching in 2016.

- With his 25 years of head coaching experience, Riley ranks second among current FBS head coaches in total years of head coaching experience. Notre Dame's Brian Kelly is in his 27th season in 2016.

- Riley is one of only four FBS head coaches with at least three years of NFL head coaching experience. Three of those four coaches are in the Big Ten, including Riley, Illinois' Lovie Smith and Jim Harbaugh of Michigan.

- Riley posted a win over No. 22 Oregon on Sept. 17, marking the 16th win of his collegiate coaching career over a ranked team. A victory over No. 6 Michigan State last season was Riley's sixth win over a top-10 team.

NU RANKS AMONG NATION'S ATTENDANCE LEADERS

Nebraska averaged 89,998 fans for its seven home games at Memorial Stadium in 2015. Nebraska's attendance average ranked 11th in the nation and fourth among Big Ten schools. The 2015 season marked the third straight year Nebraska ranked 11th or higher in average attendance. The Big Ten had seven of the top 24 schools in average home attendance in 2015.

In 2014, Nebraska was 10th in average home attendance with 91,249 fans per game. The average attendance for seven home games was the largest ever at Memorial Stadium, bettering the 2013 mark of 90,933 per game.

NU has ranked in the top 20 nationally in attendance each of the 17 years with available attendance figures.

NCAA RECORD SELLOUT STREAK HITS 350 GAMES

One of the most remarkable streaks in collegiate sports continues in 2016. Nebraska has sold out every game at Memorial Stadium since Nov. 3, 1962, a streak of 350 consecutive sellouts, 99 more than second-place Notre Dame.

- Nebraska owns a 299-51 (.854) record during the sellout streak.
- Overall attendance during the sellout streak totals 26,620,479.




LONGEST SELLOUT STREAKS IN NCAA HISTORY

Rk.	School	Total
1.	Nebraska	350
2.	Notre Dame	251




MOST ALL-TIME VICTORIES

	MICHIGAN WOLVERINES	928
	NOTRE DAME FIGHTING IRISH	893
	TEXAS LONGHORNS	888
	NEBRASKA CORNHUSKERS	883




MOST WINS LAST 60 YEARS

	NEBRASKA CORNHUSKERS	536
	OKLAHOMA SOONERS	526
	OHIO STATE BUCKEYES	517



MOST WINS LAST 50 YEARS

	NEBRASKA CORNHUSKERS	479
	OKLAHOMA SOONERS	456
	OHIO STATE BUCKEYES	453

MOST WINS LAST 40 YEARS

	NEBRASKA CORNHUSKERS	388
	FLORIDA STATE SEMINOLES	374
	OHIO STATE BUCKEYES	370

MOST WINS LAST 30 YEARS

	FLORIDA STATE SEMINOLES	291
	NEBRASKA CORNHUSKERS	289
	OHIO STATE BUCKEYES	280
	FLORIDA GATORS	278

HOME OF THE HUSKERS

Memorial Stadium's history dates back more than 90 years. In the fall of 1922, a drive for \$430,000 in stadium construction funds was undertaken by faculty, students, alumni and friends of the University.

The stadium was named Memorial Stadium to honor all Nebraskans who served in the Civil and Spanish-American Wars; the 751 Nebraskans who died in World War I; the 3,839 in World War II; the 225 in Korea; the 422 in Vietnam; and those in Iraq.

Construction was completed in a few more than 90 working days and Memorial Stadium was dedicated on Oct. 20, 1923, at the Homecoming game in which Nebraska was held to a scoreless tie by Kansas.

The field at Memorial Stadium was named Tom Osborne Field - after the Huskers' legendary Hall-of-Fame coach - in 1998, one year after Osborne's retirement following 25 years and 255 victories as Nebraska's head coach.

TOP 10 HOME CROWDS

Rk.	Date	Opponent	Atten.
1.	Sept. 20, 2014	Miami	91,585
2.	Sept. 14, 2013	UCLA	91,471
3.	Aug. 30, 2014	Fla. Atlantic	91,441
4.	Nov. 29, 2013	Iowa	91,260
5.	Sept. 27, 2014	Illinois	91,225
6.	Nov. 22, 2014	Minnesota	91,186
7.	Aug. 31, 2013	Wyoming	91,185
8.	Nov. 2, 2013	Northwestern	91,140
9.	Nov. 1, 2014	Purdue	91,107
10.	Oct. 25, 2014	Rutgers	91,088

TOP 5 SEASON ATTENDANCE

Rk.	Year	Games	Total	Avg.
1.	2014	7	638,744	91,249
2.	2013	8	727,466	90,933
3.	2015	7	629,986	89,998
4.	2009	7	601,216	85,888
5.	2010	7	599,648	85,648

LONGEST HOME WIN STREAKS

Rk.	Began	Ended	Wins
1.	Oct. 19, 1991	Oct. 31, 1998	47
2.	Sept. 28, 1901	Oct. 20, 1906	33
3.	Nov. 27, 1998	Nov. 2, 2002	26
4.	Sept. 27, 1969	Nov. 23, 1972	23
5.	Oct. 3, 1981	Nov. 17, 1984	21

Note: All streaks at Memorial Stadium, except for the 33-game home winning streak from 1901 to 1906, which occurred prior to Memorial Stadium opening in 1923.



HUSKERS OWN BIG ADVANTAGE AT MEMORIAL STADIUM

Nebraska has rewarded the loyalty of its fans with great success at Memorial Stadium.

- Nebraska has won at least six home games in 23 of the past 29 seasons. NU is 165-28 (.855) at home in the last 28 seasons (since 1989).
- Nebraska's most recent perfect home season occurred in 2012. Nebraska is 3-0 at home in 2016.
- The Huskers are 13-7 in Big Ten home games since joining the league in 2011.
- In the past three decades, NU has had three home winning streaks of 20 or more games and overall has posted 41 unbeaten and untied home seasons.
- The Huskers are 534-147-20 (.776, 701 games, 127 years) in Lincoln, and 409-124-13 (.761, 546 games, 93 years) in Memorial Stadium (since 1923).

NEBRASKA AMONG NATION'S TOP ALL-TIME PROGRAMS

Nebraska is in its 127th season of college football and owns an 883-368-40 all-time record in 1,291 games (.699). Nebraska is one of 10 programs with 800 all-time victories, ranking fourth with 883 wins.

Since 1970, NU has a 449-127-5 record, for a .777 winning percentage in 581 games.

- Nebraska ranks as the nation's winningest program over the last 40, 50 and 60 years.
- Since Nebraska's first football season in 1890, Husker teams have won 11 or more games 12 times, including seven times since 1993.
- Nebraska has won 12 or more games seven times, including three seasons with 13 wins (1971, 1994, 1997).
- Nebraska has 24 10-win seasons since 1970.
- Nebraska has 49 nine-win seasons in school history, including 41 since 1970 and 47 since Bob Devaney took over the Nebraska program in 1962. No other school in the nation has more than 32 nine-win seasons in that same time.
- NU was the first team in NCAA history to win 100 games in consecutive decades, leading the nation with 103 wins in the 1980s and ranking second with 108 wins in the 1990s.
- Nebraska ranks third in NCAA history with 52 all-time bowl appearances, while the Huskers rank in a tie for seventh with 26 bowl victories.

MOST 9-WIN SEASONS SINCE 1960

N	NEBRASKA CORNHUSKERS	47
A	ALABAMA CRIMSON TIDE	34
M	MICHIGAN WOLVERINES	32
P	PENN STATE NITTANY LIONS	30

HUSKERS RANK IN TOP 10 OF ALL-TIME AP RANKING

The Associated Press weekly poll began in 1936 and has been a fixture in college football ever since. This August the AP released an all-time top 100 for the first time, ranking programs over the history 80-year history of the poll.

Nebraska checked in at No. 6 in the all-time rankings and was one of three Big Ten programs in the top seven in the poll. Nebraska has appeared in 65 percent of all polls since 1936 and has been ranked No. 1 in 72 polls.

ASSOCIATED PRESS ALL-TIME TOP 10

Rk.	School	Points
1.	Ohio State	1,112
2.	Oklahoma	1,055
3.	Notre Dame	1,042
4.	Alabama	993
5.	Southern California	974
6.	Nebraska	901
7.	Michigan	894
8.	Texas	822
9.	Florida State	714
10.	Florida	674

- In addition to the lofty rankings in the AP all-time top 10 poll, Nebraska was also recently recognized as a historically elite program by ESPN.com. In a late August article, ESPN.com identified Nebraska as one of one of eight "Blue Blood" programs in college football history.

NEBRASKA AMONG LEADERS IN AP NATIONAL TITLES

Alabama leads the nation by winning 10 Associated Press national titles since 1936, with Notre Dame (8), Oklahoma (7), Miami (5), USC (5), Nebraska (4) and Minnesota (4) next in line. While the Huskers were awarded the national title by the coaches in 1997, NU finished second to Michigan in the AP poll.

In 1970, Nebraska was awarded the AP national title, but not the coaches (Texas was first, Ohio State second and NU third) as the final poll was released before the bowl games were played. In the coaches poll (since 1950), NU is tied for fourth with Miami and Texas with four titles, behind Alabama (9), Oklahoma (6) and USC (5).

CONFERENCE CROWNS

Nebraska has won 46 football conference championships in school history. The Huskers won 13 conference titles under Tom Osborne and eight under Bob Devaney.

During its 15-year history in the Big 12 Conference, Nebraska won league titles in 1997 and 1999, and also appeared in the Big 12 Championship Game in 1996, 2006, 2009 and 2010. Nebraska was one of just three teams to capture two or more Big 12 titles in the first 15 years of the league, joining Oklahoma and Texas. Nebraska's six Big 12 title game appearances were second only to Oklahoma's eight. NU made its first appearance in the Big Ten Championship Game in 2012.

ALL-TIME BOWL APPEARANCES

	ALABAMA CRIMSON TIDE	62
	TEXAS LONGHORNS	53
	NEBRASKA CORNHUSKERS	52

A HOLIDAY TRADITION

Nebraska participated in its 52nd bowl game in the 2015 Foster Farms Bowl.

Nebraska is one of only five programs with 50 or more bowl appearances, and its 52 bowl appearances are third all-time, trailing only Alabama (62) and Texas (53).

- The Huskers have played in the postseason in 45 of the past 47 seasons.
- Nebraska appeared in an NCAA-record 35 straight bowl games from 1969 to 2003.
- NU owns a 26-26 all-time bowl record, and the 26 bowl victories rank seventh nationally.

#PRO BIG RED

Nebraska has a long-standing tradition of being one of the leading programs in putting players into the National Football League.



A total of 26 former Nebraska players are on NFL rosters as of Sept. 7. The group includes five rookies making their NFL debuts in 2016—defensive tackle Maliek Collins (Dallas), fullback Andy Janovich (Denver), offensive tackle Alex Lewis (Baltimore), nose tackle Vincent Valentine (New England) and offensive lineman Givens Price (Arizona, practice squad).

Janovich got his NFL career off to a strong start with a 28-yard touchdown run in Denver's victory over Carolina. The touchdown run came on the first carry of Janovich's career.

Nebraska's NFL contingent is led by four players who have made Pro Bowl appearances in their career, including Dolphins defensive tackle Ndamukong Suh, Buccaneers linebacker Lavonte David, Ravens punter Sam Koch and Giants kicker Josh Brown.

Nebraska's Will Compton and Niles Paul were two of five Redskin players elected as captains for the 2016 campaign.

Nebraska is the only school in the Common Draft Era (since 1967) to have multiple players taken every year in the NFL Draft. Since 1997, Nebraska ranks second in the Big Ten Conference with 88 NFL draftees.

HUSKERS ON 2016 NFL ROSTERS

- Ameer Abdullah, RB, Detroit Lions
- Zaire Anderson, LB, Denver Broncos
- Prince Amukamara, CB, Jacksonville Jaguars
- Josh Brown, PK, New York Giants
- Rex Burkhead, RB, Cincinnati Bengals
- Maliek Collins, DT, Dallas Cowboys
- Will Compton, LB, Washington Redskins
- Jared Crick, DE, Denver Broncos
- Lavonte David, LB, Tampa Bay Buccaneers
- Quincy Enunwa, WR, New York Jets
- Randy Gregory, DE, Dallas Cowboys
- Andy Janovich, FB, Denver Broncos
- Stanley Jean-Baptiste, CB, Seattle Seahawks (IR)
- Sam Koch, P, Baltimore Ravens
- Alex Lewis, OL, Baltimore Ravens
- Spencer Long, OG, Washington Redskins
- Niles Paul, TE, Washington Redskins
- Givens Price, OL, Arizona Cardinals (PS)
- Brent Qvale, OT, New York Jets
- Trevor Roach, LB, Cincinnati Bengals
- Mohammed Seisay, CB, Seattle Seahawks (IR)
- Jeremiah Sirles, OL, Minnesota Vikings
- Matt Slauson, OL, San Diego Chargers
- Daimion Stafford, S, Tennessee Titans
- Ndamukong Suh, DT, Miami Dolphins
- Vincent Valentine, NT, New England Patriots

NU ATHLETICS HALL OF FAME CLASS HONORED

The seven members of the 2016 Nebraska Athletics Hall of Fame class were enshrined on Sept. 16 and recognized at the Oregon game. The group includes: **Heather Brink** (women's gymnastics); **Phil Cahoy** (men's gymnastics); **Janet (Kruse) Sellon** (volleyball); **Nicola Martial** (women's track and field); **Nancy (Meendering) Metcalf** (volleyball); **Johnny Rodgers** (football); and **Will Shields** (football).

In the competitive arena, the decorated group combined for nine individual national titles, seven NCAA team championships and 33 All-America accolades. The inductees also distinguished themselves beyond athletics. Kruse and Martial were both recognized as the CoSIDA Academic All-American of the Year in their respective sports, with Kruse earning the honor in back-to-back years. Kruse and Metcalf were both recipients of NCAA Top 10 Awards, an annual honor limited to the 10 most exemplary senior student-athletes competing in all sports at every level of NCAA competition. Following his Husker career, Shields was also named the 2003 NFL Man of the Year for his contributions to the community.

HUSKER HIGHLIGHTS

1

Nebraska football is the only team in any sport in NCAA history to boast 100 athletic All-Americans and 100 academic All-Americans.

2

Nebraska is the only program to have at least two players selected in every NFL Draft of the Common Draft Era (since 1967).

3

Three Huskers have won the Heisman Trophy, all since 1972. Johnny Rodgers won in 1972, Mike Rozier in 1983 and Eric Crouch in 2001.

4

Nebraska ranks fourth in NCAA history with 883 all-time victories. The Huskers are one of only 10 teams with 800 all-time wins.

5

Nebraska has won five national titles: 1970, 1971, 1994, 1995 and 1997. The Huskers have won the second-most national titles of any school in the country since 1970.

9

Nebraska ranks ninth nationally with a total of 23 former players and coaches (17 players, six coaches) who have been enshrined in the College Football Hall of Fame.

23

Nebraska leads the nation with a former Husker on a Super Bowl roster for 23 consecutive years.

46

The Huskers have won 46 conference titles in program history, the most of any school in the country. This includes 33 perfect conference seasons and 27 unbeaten seasons.

52

Nebraska ranks third in NCAA history with 52 all-time bowl appearances. The Huskers are one of only five teams to appear in 50 bowl games.

107

Nebraska football has totaled 107 CoSIDA Academic All-Americans, the most of any team in any sport in NCAA history.

325

Across all sports, the University of Nebraska has totaled a nation-leading 325 CoSIDA Academic All-Americans, 73 more than any other school.

350

Memorial Stadium has been sold out for an NCAA-record 350 consecutive games dating back to Nov. 3, 1962.

A map of the United States where states are colored either red or gray. Red states include Washington, Oregon, California, Nevada, Arizona, Texas, Louisiana, Mississippi, Alabama, Georgia, Florida, North Carolina, South Carolina, Virginia, Maryland, Delaware, New Jersey, New York, Connecticut, Rhode Island, Massachusetts, Vermont, New Hampshire, and Maine. Gray states include Idaho, Montana, Wyoming, Colorado, New Mexico, Utah, Arizona, Oklahoma, Kansas, Nebraska, South Dakota, North Dakota, Minnesota, Iowa, Missouri, Arkansas, Louisiana, Mississippi, Alabama, Georgia, South Carolina, North Carolina, Virginia, West Virginia, Kentucky, Tennessee, Kentucky, Indiana, Michigan, Ohio, Pennsylvania, New Jersey, New York, Vermont, New Hampshire, and Maine.

ROSTER NOTES

- Nebraska has a long history of attracting players from all parts of the United States, and the 2016 roster is no different. Nebraska has players from 27 states and Canada on its 137-player roster.

- The Big Ten Conference moves to a nine-game conference schedule in 2016. Nebraska and the other six members of the Big Ten West Division will play four home games and five road games.

- The Huskers' games against Maryland and Indiana will mark Nebraska's first conference matchups with those schools. The meeting with Maryland will mark the first-ever matchup between the teams.

- The Huskers' non-conference schedule was highlighted by the start of a home-and-home series with Oregon. Nebraska will make a return trip to Eugene in the 2017 season.

The two meetings are the first between the schools since Oregon played in Lincoln in both 1985 and 1986.

- Nebraska will play seven games against teams that played in a bowl game last season, including New Year's Six participants Iowa (Rose) and Ohio State (Fiesta). The Big Ten Championship Game is scheduled for Saturday, Dec. 3, at Lucas Oil Stadium in Indianapolis.

- The Huskers have 57 homegrown Nebraska players on the 2016 roster.

- The roster includes seven additional states with at least five players. Nebraska has 10 players from California, eight each from Florida, Louisiana, Missouri and Texas, and five each from Colorado and Illinois.

- The Nebraska coaching staff has one new full-time face for the 2016 season, but it is a familiar one to Husker fans. Mike Riley hired John Parrella as the Huskers' defensive line coach in February. A former Nebraska and NFL standout, Parrella returned to his alma mater after two seasons on the defensive staff at Northern Michigan.

- Parrella was an All-Big Eight defensive tackle for Nebraska and played 12 seasons in the NFL, including appearances in three Super Bowls.

- Defensive coordinator Mark Banker did not coach a position in his first year at Nebraska in 2015. This fall, Banker is coaching the Huskers' safeties, allowing Brian Stewart to focus solely on the cornerbacks.

- The Husker full-time coaching staff has numerous ties to the National Football League, led by Coach Riley. The Huskers have also added new faces in support roles with links to the NFL. Former St. Louis Rams General Manager Billy Devaney is the Huskers' Executive Director of Player Personnel and Special Assistant to the Head Coach. Roman Sapolu is in his second season as a graduate assistant with the program and is the son of Jesse Sapolu a member of four World Championship teams with the San Francisco 49ers. Chase Haslett is an offensive assistant in 2016 and is the son of long-time NFL coach Jim Haslett. James Rodgers, who played under Mike Riley at Oregon State, spent time in the NFL with the Atlanta Falcons. Rodgers has joined the program as a personnel assistant.

- Four Huskers are playing this season as graduate students. **Charles Jackson** (May, 2016), **Alonzo Moore** (August, 2016), **Michael Rose-Ivey** (August, 2016), and **Corey Whitaker** (August, 2016) have all earned their degrees. In addition, punter **Sam Foltz** (May, 2016) had earned his college degree before his passing in July.

- Nineteen additional members of the senior class are expected to pick up their undergraduate degrees in December.

- Nebraska posted a football Graduation Success Rate of 85 percent in 2015 to rank second in the Big Ten. Nebraska's GSR is the ninth-best among all FBS schools and third among public schools in the FBS ranks.

- Husker football players have combined for 107 CoSIDA Academic All-America awards. Nebraska football has produced more academic All-Americans than any other sport in NCAA history, while Nebraska leads the nation with 325 academic All-Americans across all sports.

THE NORTHWESTERN WILDCATS AT A GLANCE

- Northwestern earned its first win with a 24-13 win over Duke last Saturday.
- The Wildcats lost their first two games by a combined three points.
- Northwestern has won five straight Big Ten Conference games, a streak that started with a 30-28 win in Lincoln last season.
- Defensively, Northwestern has allowed only five touchdowns in 12 opponent trips inside the red zone.

THREE WILDCATS TO WATCH

RB Justin Jackson

- Has rushed for 260 yards this season and three touchdowns, accounting for all of Northwestern's rushing TDs and all but 30 of the team's rushing yards.
- Ran for 124 yards and three touchdowns vs. Western Michigan.
- Ranks fourth in school history with 2,865 career rushing yards.

LB Anthony Walker Jr.

- Totaled five tackles, 2.0 tackles for loss, 1.0 sack, one forced fumble and one fumble recovery in last week's win vs. Duke.
- Had a game-high 13 tackles with one tackle for loss in last year's win over Nebraska
- 2014 AP All-American ranked fourth nationally with 20.5 tackles for loss last season

WR Austin Carr

- Has recorded 18 catches, 283 receiving yards and two touchdowns after entering the year with 23 career receptions for 402 yards and two TDs.
- Leads the Big Ten with 18 catches and 283 receiving yards.
- Had six catches for 135 yards and one touchdown last week vs. Duke.

SERIES HISTORY

- Nebraska leads the all-time series, 6-3, including a 3-2 edge since the Huskers joined the Big Ten prior to the 2011 season.
- The Huskers have won two of the three all-time meetings in Evanston, including both meetings as conference foes.
- Four of the last five meetings have been decided by three or fewer points (3-point Northwestern win in 2011; 1-point Nebraska win in 2012; 3-point Nebraska win in 2013; 2-point Northwestern win in 2015).

ABOUT NORTHWESTERN FOOTBALL

- Northwestern owns an all-time record of 519-652-44 in 134 seasons.
- The Wildcats have won eight Big Ten titles, most recently in 2000.
- Northwestern has appeared in 12 bowl games (2-10 record).
- Pat Fitzgerald has led Northwestern to two of the four 10-win seasons in school history (2012, 2015) and six of the Wildcats' 12 all-time bowl games (2008, 2009, 2010, 2011, 2012, 2015).



NORTHWESTERN HEAD COACH PAT FITZGERALD

- 11th Season
- 71-58 at Northwestern
- 11th Career Season
- 71-58 Career Record
- 2-3 vs. Nebraska (career)
- 2-3 vs. Nebraska (at Northwestern)

NORTHWESTERN STATISTICAL LEADERS

RUSHING	ATT.	YDS	YPC	TD
Justin Jackson	63	260	4.1	3
Auston Anderson	5	17	3.4	0
Solomon Vault	5	11	2.2	0
Warren Long	1	9	9.0	0
John Moten IV	2	5	2.5	0

PASSING	CMP-ATT-INT	PCT.	YDS	TD
Clayton Thorson	50-102-2	49.0	707	4

RECEIVING	REC.	YDS	YPC	TD
Austin Carr	18	283	15.7	2
Garrett Dickerson	8	82	10.2	1
Macan Wilson	5	103	20.6	0
Flynn Nagel	5	77	715.4	0
Solomon Vault	5	74	14.8	1

TACKLES	SOLO	TOTAL	TFL	SACKS
Jaylen Prater	17	30	0.5	0.0
Godwin Igwebuike	16	22	2.0	0.0
Montre Hartage	19	20	0.0	0.0
Anthony Walker Jr.	13	19	2.5	1.0
Joseph Jones	8	15	1.0	1.0

PUNTING	NO.	YDS	AVG.	LONG
Hunter Niswander	18	813	45.2	62

FIELD GOALS	MADE	ATT	PCT.	LONG
Jack Mitchell	1	3	33.3	40



3-0
(0-0 BIG TEN)

- 1 Fresno St. W, 43-10
- 2 Wyoming W, 52-17
- 3 #22 Oregon W, 35-32
- 4 @ Northwestern
- 5 Illinois
- 6 BYE WEEK
- 7 @ Indiana
- 8 Purdue
- 9 @ Wisconsin
- 10 @ Ohio St.
- 11 Minnesota
- 12 Maryland
- 13 @ Iowa

TOTAL	BIG TEN	NAT.	CATEGORY (PER GAME)	TOTAL	BIG TEN	NAT.
219.3	5th	34th	Rushing Offense	98.3	14th	118th
242.0	5th	55th	Passing Offense	235.7	8th	63rd
461.3	4th	41st	Total Offense	334.0	14th	108th
43.3	4th	18th	Scoring Offense			
166.0	10th	88th	Rushing Defense	133.3	6th	54th
97.09	2nd	16th	Pass Efficiency Defense	116.00	5th	47th
192.7	7th	41st	Pass Defense	261.3	14th	101st
358.7	9th	55th	Total Defense	394.7	13th	74th
19.7	8th	41st	Scoring Defense	14.7	3rd	18th
32.9	10th	114th	Net Punting	40.4	4th	33rd
14.0	4th	25th	Punt Returns	7.0	7th	65th
26.3	2nd	19th	Kickoff Returns	24.4	5th	30th
8	2nd	6th	Turnovers Gained	4	8th	63rd
2	5th	8th	Turnovers Lost	3	8th	26th
+2.0	3rd	5th	Turnover Margin	+0.3	9th	46th
2.0	10th	63rd	Sacks	2.0	10th	63rd
1.0	4th	25th	Sacks Allowed	3.7	14th	113th
47%	5th	34th	3rd-Down Offense	36%	10th	83rd
31%	8th	37th	3rd-Down Defense	32%	11th	46th



1-2
(0-0 BIG TEN)

- 1 Western Mich. L, 21-22
- 2 Illinois St. L, 7-9
- 3 Duke W, 24-13
- 4 Nebraska
- 5 at Iowa
- 6 BYE WEEK
- 7 at Michigan St.
- 8 Indiana
- 9 at Ohio St.
- 10 Wisconsin
- 11 at Purdue
- 12 at Minnesota
- 13 Illinois

THE MIKE RILEY FILE**HEAD COACHING RECORD**

- Overall: 167-162 (25th season)
- College: 102-87 (16th season)
- Nebraska: 9-7 (Second season)

FAMILY

- Wife: Dee
- Children: Matthew, Kate
- Grandchildren: Elijah Jo

COACHING NUMBERS

- 42 Years of Coaching Experience
- 25 Years as a Head Coach
- 16 Years as a Collegiate Head Coach
- 9 Years as a Professional Head Coach
- 3 Years as an NFL Head Coach
- 17 Years as an Assistant Coach
- 13 Years as a Collegiate Assistant Coach
- 4 Years as a Professional Assistant Coach
- 1 Year as an NFL Assistant Coach

HEAD COACHING EXPERIENCE**NEBRASKA**

- 2015-present (2nd season; 9-7 record)

OREGON STATE

- 2003-14 (12 seasons; 85-66 record)
- 1997-98 (2 seasons; 8-14 record)
- 14 overall seasons; 93-80 record)
- 6-2 record in eight bowl games
- 2008 Pac-10 Coach of the Year

SAN DIEGO CHARGERS

- 1999-2001 (3 seasons; 14-34 record)

SAN ANTONIO RIDERS (WLAFL)

- 1991-92 (2 seasons; 11-9 record)

WINNIPEG BLUE BOMBERS (CFL)

- 1987-90 (4 seasons; 40-32 record)
- 2 Grey Cup Championships (1987, 1990)

ASSISTANT COACH EXPERIENCE**NEW ORLEANS SAINTS**

- Assistant Head Coach (2002)

USC

- Assistant Head Coach/
Offensive Coordinator (1993-96)

NORTHERN COLORADO

- Defensive Coordinator (1986)

WINNIPEG BLUE BOMBERS (CFL)

- Assistant Coach (1983-85)

LINFIELD COLLEGE

- Defensive Coordinator (1977-82)
- NAIA National Championship (1982)

WHITWORTH COLLEGE

- Graduate Assistant (1976)

CALIFORNIA

- Graduate Assistant (1975)

PLAYING EXPERIENCE

- Alabama (CB)
- National Championship (1973)

**N HEAD COACH
MIKE RILEY**

The 2016 season is the second at Nebraska for Mike Riley, who boasts 42 years of coaching experience at the collegiate or professional level, the second-most of any FBS head coach. Riley's 25 years of head coaching experience are also tied for the second most among all FBS head coaches.

OVERALL COACHING EXPERIENCE*

Nick Saban (Alabama)	44 Years
Mike Riley (Nebraska)	42 Years
Bill Snyder (Kansas State)	41 Years
Rocky Long (San Diego State)	41 Years

HEAD COACHING EXPERIENCE

Brian Kelly (Notre Dame)	27 Years
Mike Riley (Nebraska)	25 Years
Bill Snyder (Kansas State)	25 Years
Three Others with	23 Years

PRO HEAD COACHING EXPERIENCE

Lovie Smith (Illinois)	11 Years
Mike Riley (Nebraska)	9 Years
Jim Harbaugh (Michigan)	4 Years
Jim Mora Jr. (UCLA)	4 Years

NFL HEAD COACHING EXPERIENCE

Lovie Smith (Illinois)	11 Years
Jim Harbaugh (Michigan)	4 Years
Jim Mora Jr. (UCLA)	4 Years
Mike Riley (Nebraska)	3 Years

*College and professional experience only

CHAMPIONSHIP PEDIGREE

- Riley is the only head coach in college football to win a professional title as a head coach
- Riley has won championships at the NAIA, NCAA FBS and professional levels.
- Riley was a cornerback on Alabama's 1973 national championship team.
- In 1982, Riley was the defensive coordinator for Linfield College, which went 12-0 and won the NAIA national championship.
- Riley won two Grey Cup titles in his four seasons with the Winnipeg Blue Bombers in the Canadian Football League.
- In his first season as a head coach at any level, Riley led Winnipeg to the 1987 Grey Cup title.
- Riley won his first Grey Cup at the age of 33, making him the third-youngest head coach ever to win a professional title (CFL, NFL, NFL Europe, UFL, USFL, WFL, WLAFL, XFL).
- Since the NFL-AFL merger in 1970, Riley is the youngest head coach to win a championship in any professional league.
- Riley and Hugh Campbell of the Edmonton Eskimos (CFL) are the only two head coaches in the Super Bowl era to win two professional titles before the age of 40.

PROVEN WINNER

- Riley has 102 career college victories, all at Power Five Schools
- Riley won 93 games at Oregon State, making him the winningest coach in Beaver history.
- Riley ended his tenure at OSU ranked 11th in Pac-12 history with 58 conference wins.
- Riley is one of 10 active FBS head coaches with 100 wins at Power Five Schools.
- Riley owns a 7-2 record in bowl games, including a win over UCLA in the 2015 Foster Farms Bowl.
- Riley's .778 bowl winning percentage ranks fifth in NCAA history among coaches who appeared in at least eight bowl games.
- Riley is 1 of 6 coaches in NCAA history to win his first five bowl games.
- Riley is 1 of 12 coaches in NCAA history to win five consecutive bowl games.
- In 16 seasons as a college head coach, Riley has led his teams to 15 wins over ranked opponents, including six wins over top-10 teams and three wins over top-three foes.
- Riley coached two Biletnikoff Award winners at Oregon State, and is the only active FBS coach to have two players win the award.

DEFENSIVE ASSISTANTS



MARK BANKER
DEFENSIVE COORDINATOR/
SAFETIES

- 38 Years of Experience
- 30 Years as Def. Coordinator
- 3 Years of NFL Experience

• Game Day: Field

HIGHLIGHTS

- NU ranked ninth nationally in rush defense in 2015; OSU led nation in that category in 2007
- Top-10 total defense rankings in 2003 & 2007
- Coordinated a San Diego Charger defense to a No. 11 NFL total defense ranking in 2001



TRENT BRAY
LINEBACKERS

- 8 Years of Experience
- 8 Years at Power Five School
- 1 Year Playing in NFL Europe
- Game Day: Field

HIGHLIGHTS

- Helped Nebraska freshman Dedrick Young set an NU record for tackles by a true frosh last season with 61 tackles
- Coached in four bowl games past five years
- Ranks among top 10 tacklers in OSU history



JOHN PARRELLA
DEFENSIVE LINE

- 9 Years of Experience
- 4 Years of College Experience
- 12 Years of Playing in NFL
- Game Day: Field

HIGHLIGHTS

- Helped Chabot JC to a conference title in 2013
- Started the varsity program at Valley Christian High in California and led team to playoffs
- Had all-conference playing career at Nebraska and played 12 seasons in NFL



BRIAN STEWART
CORNERBACKS

- 25 Years of Experience
- 8 Years of NFL Experience
- 7 Years as Def. Coordinator
- Game Day: Press Box

HIGHLIGHTS

- Helped Houston to a 13-1 record in 2011
- Coached 14 Pro Bowlers in eight NFL seasons
- Coordinated Dallas Cowboys defenses that led NFL in sacks in 2007 and 2008

SPECIAL TEAMS COORDINATOR



BRUCE READ
SPECIAL TEAMS COORDINATOR

- 32 Years of Experience
- 13 Years at Power Five School
- 7 Years of NFL Experience
- Game Day: Field

HIGHLIGHTS

- Coached all-conference punter and kicker in first season at Nebraska
- Led Alexis Serna to 2005 Lou Groza Award
- San Diego Chargers special teams ranked in top six in NFL twice in Read's three seasons

OFFENSIVE ASSISTANTS



DANNY LANGSDORF
OFFENSIVE COORDINATOR/
QUARTERBACKS

- 21 Years of Experience
- 13 Years as Off. Coordinator
- 4 Years of NFL Experience

• Game Day: Press Box

HIGHLIGHTS

- Helped Nebraska rank in top three in Big Ten in passing, scoring and total offense in 2015
- Eli Manning career-high completion rate in 2014
- Sean Mannion set Pac-12 career passing record



MIKE CAVANAUGH
OFFENSIVE LINE

- 31 Years of Experience
- 6 Years as Off. Coordinator
- 2 Years of NFL Experience
- Game Day: Field

HIGHLIGHTS

- Coached 24 all-conference linemen in past 11 years
- OSU set a then-Pac-12 passing record in 2013
- Helped Hawaii rank in the top 10 nationally in total offense three times in six seasons



REGGIE DAVIS
RUNNING BACKS

- 13 Years of Experience
- 4 Years of NFL Experience
- 2 Years Playing in NFL
- Game Day: Field

HIGHLIGHTS

- Coached in three NFC Championship Games
- Coached All-Pro TE Vernon Davis for three years
- Helped OSU RB Jacquizz Rodgers become first freshman to be Pac-10 Offensive MVP



KEITH WILLIAMS
WIDE RECEIVERS

- 17 Years of Experience
- 4 Years as Off. Coordinator
- 1 Year Playing in NFL
- Game Day: Field

HIGHLIGHTS

- Eight former wideouts played in NFL in 2015
- NU receivers combined for 192 catches, 23 TD and 2,774 yards in 2015
- Coached San Jose State's Edell Shepherd to school-record 1,500 receiving yards in 2001

ADDITIONAL FOOTBALL STAFF

- **Associate A.D./Football:** Dan Van De Riet
- **Exec. Director Player Personnel:** Billy Devaney
- **Director of Player Personnel:** Ryan Gunderson
- **Offensive GA:** Tavita Thompson (Tight Ends)
- **Offensive GA:** Hardie Buck (Receivers)
- **Offensive GA:** Roman Sapolu (Offensive Line)
- **Defensive GA:** Blair Tushaus (Defensive Line)
- **Head Football Strength Coach:** Mark Philipp
- **Head Football Athletic Trainer:** Mark Mayer
- **Head Equipment Manager:** Jay Terry
- **Director of Video:** Tate Guillotte

HUSKER COACHING NUMBERS

4

Mike Riley is 1 of 4 FBS coaches with at least three seasons of NFL head coaching experience. Riley is 1 of 6 FBS coaches who has been an NFL head coach (UCLA's Jim Mora Jr., Michigan's Jim Harbaugh, Louisville's Bobby Petrino, Alabama's Nick Saban, Illinois' Lovie Smith).

5

Mike Riley ranks fifth in NCAA history with a .778 winning percentage in bowl games. One of only six coaches in NCAA history to win his first five bowl games, Riley is 7-2 in bowl games including a win over UCLA in the 2015 Foster Farms Bowl.

9

Nine coaches boast NFL experience, including Mike Riley as a head coach, Mark Banker and Brian Stewart as defensive coordinators and Bruce Read as a special teams coordinator.

9

Mike Riley owns nine years of experience as a professional head coach, the second-most of any FBS coach. In addition to the NFL, Riley led teams in the Canadian Football League and the World League of American Football, the predecessor to NFL Europe.

25

Mike Riley owns 25 years of head coaching experience at the collegiate or professional level, the second most among FBS head coaches.

33

The NU coaching staff has combined for 33 seasons of coaching experience in the NFL

42

Mike Riley's 42 years of coaching experience at the collegiate or professional level rank second among FBS head coaches. Alabama's Nick Saban (44 years) is the only coach ahead of Riley on that list.

65

Nebraska's 10 full-time coaches have been a part of 65 bowl teams during their collegiate coaching careers.

231

The Husker coaching staff has a combined 231 years of coaching experience at the collegiate or professional level.

NEBRASKA DEPTH CHART-NORTHWESTERN

OFFENSE

WIDE RECEIVER (Z)

82 Alonzo Moore, 6-2, 195, Sr. **-OR-**
 15 De'Mornay Pierson-El, 5-9, 185, Jr.

LEFT TACKLE

68 Nick Gates, 6-5, 290, So.
 65 Christian Gaylord, 6-6, 300, RFr.

LEFT GUARD

73 Sam Hahn, 6-7, 300, Sr. **-OR-**
 58 Corey Whitaker, 6-5, 295, Sr.

CENTER

66 Dylan Utter, 6-1, 295, Sr.
 79 Michael Decker, 6-4, 285, RFr.

RIGHT GUARD

63 Tanner Farmer, 6-4, 295, So.
 74 Jalin Barnett, 6-4, 310, RFr.
 72 Zach Hannon, 6-5, 315, Jr.

RIGHT TACKLE

77 David Knevel, 6-9, 315, Jr.
 62 Cole Conrad, 6-5, 305, So.
 71 Matt Farniok, 6-6, 300, Fr.

TIGHT END

11 Cethan Carter, 6-4, 240, Sr.
 84 Sam Cotton, 6-5, 250, Sr.
 42 Trey Foster, 6-2, 250, Sr.
 88 Tyler Hoppes, 6-4, 240, Jr.
 89 Connor Ketter, 6-5, 245, Jr.
 85 Matt Snyder, 6-5, 255, RFr.

WIDE RECEIVER (R)

1 Jordan Westerkamp, 6-0, 200, Sr.
 81 Gabe Rahn, 6-1, 195, Jr.

WIDE RECEIVER (X)

87 Brandon Reilly, 6-2, 200, Sr.
 8 Stanley Morgan Jr., 6-1, 200, So.
 83 Bryan Reimers, 6-5, 210, So.

QUARTERBACK

4 Tommy Armstrong Jr., 6-1, 220, Sr.
 17 Ryker Fyfe, 6-3, 215, Sr.
 12 Patrick O'Brien, 6-4, 230, Fr.
 2 Zack Darlington, 6-2, 195, So.

I-BACK

34 Terrell Newby, 5-10, 200, Sr. **-OR-**
 22 Devine Ozigbo, 6-0, 230, So.
 18 Tre Bryant, 5-11, 200, Fr.
 21 Mikale Wilbon, 5-9, 195, So.

FULLBACK

41 Luke McNitt, 6-2, 240, Jr.
 38 Harrison Jordan, 5-10, 230, Jr. **-OR-**
 29 Graham Nabity, 6-1, 210, Sr.

OFFENSIVE CAREER STARTS

Tommy Armstrong Jr., Sr., QB36
 Cethan Carter, Sr., TE28
 Dylan Utter, Sr., C17
 Alonzo Moore, Sr., WR15
 Jordan Westerkamp, Sr., WR14
 Sam Cotton, Sr., TE14
 Nick Gates, So., OT13
 Terrell Newby, Sr., IB10
 De'Mornay Pierson-El, Jr., WR8
 Brandon Reilly, Sr., WR8
 Stanley Morgan Jr., So., WR4
 Trey Foster, Sr., TE2
 Tanner Farmer, Soph., OG3
 Sam Hahn, Sr., OG3
 David Knevel, Jr., OT3
 Devine Ozigbo, Soph., IB1
 Ryker Fyfe, Sr., QB1
 Luke McNitt, Jr., FB1
 Bryan Reimers, Soph., WR1

DEFENSE

DEFENSIVE END

88 Ross Dzuris, 6-3, 255, Sr.
 17 Sedrick King, 6-4, 250, So.
 9 DaiShon Neal, 6-7, 270, RFr.

DEFENSIVE TACKLE

44 Mick Stoltenberg, 6-5, 290, So.
 96 Carlos Davis, 6-2, 295, RFr.
 97 Logan Rath, 6-4, 280, Sr.

DEFENSIVE TACKLE

55 Kevin Maurice, 6-3, 300, Sr.
 94 Khalil Davis, 6-2, 290, RFr.
 99 Peyton Newell, 6-3, 290, So.

DEFENSIVE END

91 Freedom Akinmoladun, 6-4, 255, So.
 45 A.J. Natter, 6-5, 260, Jr.
 22 Alex Davis, 6-5, 255, RFr.

SAM LINEBACKER

3 Marcus Newby, 6-1, 235, Jr.
 15 Michael Rose-Ivey, 6-0, 230, Sr.
 12 Luke Gifford, 6-3, 230, So.

MIKE LINEBACKER

52 Josh Banderas, 6-3, 240, Sr.
 49 Chris Weber, 6-3, 230, Jr.
 43 Tyryn Ferguson, 6-2, 225, So.

WILL LINEBACKER

5 Dedrick Young, 6-1, 220, So.
 7 Mohamed Barry, 6-1, 220, RFr.
 56 Brad Simpson, 6-0, 230, Sr.

CORNERBACK

10 Joshua Kalu, 6-1, 190, Jr.
 1 Lamar Jackson, 6-3, 195, Fr.
 11 Boaz Joseph, 6-1, 190, Jr.

SAFETY

26 Kieron Williams, 6-1, 195, Jr.
 24 Aaron Williams, 5-11, 185, So.
 4 Avery Anderson, 6-0, 185, RFr.

SAFETY

25 Nathan Gerry, 6-2, 220, Sr.
 16 Antonio Reed, 6-2, 220, So.
 13 JoJo Domann, 6-1, 205, Fr.
 36 Reid Karel, 6-3, 205, RFr.

CORNERBACK

8 Chris Jones, 6-0, 185, Jr.
 6 Eric Lee Jr., 6-0, 190, RFr.
 23 Dicaprio Bootle, 5-10, 180, Fr.

DEFENSIVE CAREER STARTS

Nathan Gerry, Sr., S31
 Josh Banderas, Sr., LB22
 Joshua Kalu, Jr., CB18
 Dedrick Young, So., LB14
 Michael Rose-Ivey, Sr., LB10
 Chris Jones, Jr., CB10
 Marcus Newby, Jr., LB8
 Ross Dzuris, Sr., DE7
 Freedom Akinmoladun, So., DE7
 Aaron Williams, So., S5
 Kevin Maurice, Sr., DT4
 Chris Weber, Jr., LB4
 Kieron Williams, Jr., S3
 Carlos Davis, RFr., DT2
 Mick Stoltenberg, Soph., DT1

SPECIAL TEAMS

PLACE-KICKER

34 Drew Brown, 5-11, 195, Jr.
 95 Spencer Lindsay, 5-9, 210, Sr.

PUNTER

35 Caleb Lightbourn, 6-3, 220, Fr.
 98 Isaac Armstrong, 5-11, 195, RFr.

LONG SNAPPER

54 Jordan Ober, 6-1, 205, So.
 92 Chase Urbach, 6-3, 200, RFr.

HOLDER

2 Zack Darlington, 6-2, 195, So.

KICKOFF RETURNER

18 Tre Bryant, 5-11, 200, Fr.
 39 Jordan Nelson, 5-8, 180, Sr.

PUNT RETURNER

15 De'Mornay Pierson-El, 5-9, 185, Jr. **-OR-**
 1 Jordan Westerkamp, 6-0, 200, Sr.

INJURED

67 Jerald Foster, 6-3, 310, So., OG

SPECIAL TEAMS CAREER STARTS

Drew Brown, Jr., PK29
 Jordan Ober, So., LS16
 Caleb Lightbourn, Fr., P3

HUSKER NUMERICAL ROSTER

NO.	NAME	POS.
1	Lamar Jackson	DB
1	Jordan Westerkamp	WR
2	Tony Butler	DB
2	Zack Darlington	WR
3	Lavan Alston Jr.	WR
3	Marcus Newby	LB
4	Avery Anderson	S
4	Tommy Armstrong Jr.	QB
5	Dedrick Young II	LB
6	Eric Lee Jr.	CB
7	Mohamed Barry	LB
8	Chris Jones	CB
8	Stanley Morgan Jr.	WR
9	DaiShon Neal	DE
9	Keyan Williams	WR
10	Joshua Kalu	CB
10	JD Spielman	WR
11	Cethan Carter	TE
11	Boaz Joseph	CB
12	Luke Gifford	LB
12	Patrick O'Brien	QB
13	JoJo Domann	DB
13	Tanner Lee	QB
14	Kyle Kasun	DB
15	De'Mornay Pierson-El	WR
15	Michael Rose-Ivey	LB
16	Antonio Reed	S
17	Ryker Fyfe	QB
17	Sedrick King	DE
18	Tre Bryant	IB
19	Marquel Dismuke	DB
21	Charles Jackson	DB
21	Mikale Wilbon	IB
22	Alex Davis	DE
22	Devine Ozigbo	IB
23	Dicaprio Bootle	DB
23	Austin Rose	IB
24	Sean Lambert	RB
24	Aaron Williams	S
25	Nathan Gerry	S
26	Thomas Connely	LB
26	Brady Pelzer	WR
26	Jamie Sutcliffe	PK
26	Kieron Williams	S
27	Sam Foltz	P
28	Adam Taylor	IB
28	Eli Sullivan	DB
29	Nolan Graham	DB
29	Graham Nabity	FB
30	Quayshon Alexander	LB
30	Bo Kitrell	FB
31	Greg Simmons	LB
31	Conor Young	WR
32	Tanner Hass	RB
32	Pernell Jefferson	LB
33	Christian Bailey	WR
33	Tanner Zlab	DB
34	Drew Brown	PK
34	Terrell Newby	IB
35	Caleb Lightbourn	P/PK
35	Jeremiah Stovall	DB
36	Spencer Jordan	FB
36	Reid Karel	DB
37	Wyatt Mazour	IB
38	Harrison Jordan	FB
39	Donovan McDonald	WR
39	Jordan Nelson	IB
40	Ty Betka	WR
40	Grant Jordan	LB
41	Noah Johnson	IB
41	Luke McNitt	FB
42	Trey Foster	TE
43	Tyrin Ferguson	LB
43	Todd Honas	WR
44	Mitch McCann	FB
44	Mick Stoltenberg	DL

2016 NEBRASKA CORNHUSKER ALPHABETICAL ROSTER

NO.	NAME	POS.	HT.	WT.	YR.	HOMETOWN (HIGH SCHOOL/COLLEGE)
91	* Akinmoladun, Freedom	DE	6-4	255	So.	Grandview, Mo. (Grandview)
30	Alexander, Quayshon	LB	6-3	235	Fr.	Prospect Park, N.J. (De Paul Catholic)
3	Alston Jr., Lavan	WR	6-0	175	RFr.	Oxnard, Calif. (St. Bonaventure)
4	Anderson, Avery	S	6-0	185	RFr.	Surprise, Ariz. (Pine Creek, Colorado Springs, Colo.)
75	Anderson, Fyn	DL	6-3	260	RFr.	Lincoln, Neb. (Southeast)
98	Armstrong, Isaac	P	5-11	195	RFr.	Lincoln, Neb. (Kearney/Southwest)
4	*** Armstrong Jr., Tommy	QB	6-1	220	Sr.	Cibola, Texas (Steele)
33	** Bailey, Christian	WR	6-0	205	Jr.	San Clemente, Calif. (San Clemente)
52	*** Banderas, Josh	LB	6-3	240	Sr.	Lincoln, Neb. (Southwest)
74	Barnett, Jalin	OL	6-4	310	RFr.	Lawton, Okla. (Lawton)
7	Barry, Mohamed	LB	6-1	220	RFr.	Grayson, Ga. (Grayson)
40	Betka, Ty	WR	5-7	165	Sr.	Superior, Neb. (Superior/Drake)
23	Bootle, Dicaprio	DB	5-10	180	Fr.	Miami, Fla. (Southridge)
53	Boryca, Alex	LB	6-2	220	So.	Cozad, Neb. (Cozad)
61	Brokop, Bryan	OL	6-5	275	Fr.	New Lenox, Ill. (Lincoln-Way West)
34	** Brown, Drew	PK	5-11	195	Jr.	Southlake, Texas (Southlake Carroll)
51	Brugmann, Jared	LB	6-2	235	RFr.	Gretna, Neb. (Gretna)
18	Bryant, Tre	IB	5-11	200	Fr.	St. Louis, Mo. (Christian Brothers College)
2	Butler, Tony	DB	6-2	195	Fr.	Lakewood, Ohio (St. Edward)
11	*** Carter, Cethan	TE	6-4	240	Sr.	New Orleans, La. (Archbishop Rummel)
45	Chaffin, Ty	WR	6-5	200	Fr.	Burwell, Neb. (Burwell)
80	Classen, Brett	WR	6-2	205	Jr.	Medina, Minn. (Wayzata/Winona State)
59	Cleveland, Brody	LB	6-2	225	RFr.	Ogallala, Neb. (Ogallala)
26	Connely, Thomas	LB	5-11	220	So.	Kearney, Neb. (Kearney Catholic)
62	Conrad, Cole	OL	6-5	305	So.	Fremont, Neb. (Archbishop Bergan)
84	*** Cotton, Sam	TE	6-5	250	Sr.	Lincoln, Neb. (Southeast)
2	Darlington, Zack	WR	6-2	195	So.	Apopka, Fla. (Apopka)
22	Davis, Alex	DE	6-5	255	RFr.	Riviera Beach, Fla. (Dwyer)
96	Davis, Carlos	DT	6-2	295	RFr.	Blue Springs, Mo. (Blue Springs)
94	Davis, Khalil	DT	6-2	290	RFr.	Blue Springs, Mo. (Blue Springs)
79	Decker, Michael	OL	6-4	285	RFr.	Omaha, Neb. (North)
19	Dismuke, Marquel	DB	6-2	180	Fr.	Compton, Calif. (Calabasas)
13	Domann, JoJo	DB	6-1	205	Fr.	Colorado Springs, Colo. (Pine Creek)
88	* Dzuris, Ross	DE	6-3	255	Sr.	Plattsmouth, Neb. (Plattsmouth)
83	Engelhaupt, David	TE	6-3	230	Fr.	Norfolk, Neb. (Norfolk Catholic)
48	Evans, Erik	DE	6-3	255	Jr.	Waverly, Neb. (Waverly)
63	Farmer, Tanner	OL	6-4	295	So.	Highland, Ill. (Highland)
71	Farniok, Matt	OL	6-6	300	Fr.	Sioux Falls, S.D. (Washington)
43	* Ferguson, Tyrin	LB	6-2	225	So.	New Orleans, La. (Edna Karr)
27	*** Foltz, Sam	P	6-2	205	Sr.	Greeley, Neb. (Grand Island)
67	* Foster, Jerald	OL	6-3	310	So.	Lincoln, Neb. (Southeast)
42	*** Foster, Trey	TE	6-2	250	Sr.	Lincoln, Neb. (Southeast)
17	* Fyfe, Ryker	QB	6-3	215	Sr.	Grand Island, Neb. (Grand Island)
68	* Gates, Nick	OL	6-5	290	So.	Las Vegas, Nev. (Bishop Gorman)
65	Gaylord, Christian	OL	6-6	300	RFr.	Baldwin City, Kan. (Baldwin City)
25	*** Gerry, Nathan	S	6-2	220	Sr.	Sioux Falls, S.D. (Washington)
12	* Gifford, Luke	LB	6-3	230	So.	Lincoln, Neb. (Southeast)
29	Graham, Nolan	DB	5-11	200	So.	Firth, Neb. (Norris)
73	* Hahn, Sam	OL	6-7	300	Sr.	DeWitt, Neb. (Tri-County/North Dakota State)
54	Hamik, Creighton	LB	6-3	210	Fr.	Kearney, Neb. (Kearney Catholic)
72	* Hannon, Zach	OL	6-5	315	Jr.	Kansas City, Mo. (Rockhurst)
32	Hass, Tanner	RB	6-0	195	Fr.	West Point, Neb. (Guardian Angels)
49	Hemphill, Austin	FB	6-0	220	RFr.	Gretna, Neb. (Gretna)
47	Hohenstein, Branden	TE	6-4	205	Fr.	Jackson, Neb. (Bishop Heelan)
43	Honas, Todd	WR	5-11	200	Fr.	Aurora, Neb. (Aurora)
88	Hoppes, Tyler	TE	6-4	240	Jr.	Lincoln, Neb. (Southwest/Wayne State)
21	** Jackson, Charles	DB	5-11	180	Sr.	Spring, Texas (Klein Collins)
1	Jackson, Lamar	DB	6-3	195	Fr.	Elk Grove, Calif. (Franklin)
47	Jarzynka, Matt	DE	6-4	255	So.	Loup City, Neb. (Loup City)
32	Jefferson, Pernell	LB	6-2	225	Fr.	New Orleans, La. (Warren Easton)
50	Johns, Garret	DL	6-0	285	Sr.	Aurora, Neb. (Aurora)
41	Johnson, Noah	IB	6-0	210	RFr.	Sutton, Neb. (Sutton)
76	Johnson Jr., Dwayne	OL	6-6	300	Jr.	Houston, Texas (Bellaire)
8	** Jones, Chris	CB	6-0	185	Jr.	Jacksonville, Fla. (Sandalwood)
40	Jordan, Grant	LB	6-2	205	Fr.	Omaha, Neb. (Westside)
38	** Jordan, Harrison	FB	5-10	230	Jr.	Omaha, Neb. (Westside)
36	Jordan, Spencer	FB	6-2	215	Fr.	Omaha, Neb. (Westside)
11	** Joseph, Boaz	CB	6-1	190	Jr.	Weston, Fla. (Cypress Bay)
10	** Kalu, Joshua	CB	6-1	190	Jr.	Houston, Texas (Alief Taylor)
36	Karel, Reid	DB	6-3	205	RFr.	Seward, Neb. (Seward)
14	Kasun, Kyle	DB	6-0	180	RFr.	Papillion, Neb. (Papillion-La Vista South)
89	Ketter, Connor	TE	6-5	245	Jr.	Norfolk, Neb. (Norfolk Catholic)
17	King, Sedrick	DE	6-4	250	So.	Plant City, Fla. (Plant City)
30	Kitrell, Bo	FB	6-1	225	So.	Ashland, Neb. (Ashland-Greenwood)
59	Kitten, Jake	OL	6-2	290	Fr.	Santee, Calif. (Santana)
77	** Knevel, David	OL	6-9	315	Jr.	Brantford, Ontario, Canada (Pauline S. Johnson Collegiate)
24	Lambert, Sean	RB	6-0	200	Fr.	Fremont, Neb. (Fremont)

6	Lee Jr., Eric	CB	6-0	190	RFr.	Milton, Mass. (Valor Christian, Colo.)
13	Lee, Tanner	QB	6-4	205	Jr.	Destrehan, La. (Jesuit/Tulane)
35	Lightbourn, Caleb	P/PK	6-3	220	Fr.	Washougal, Wash. (Camas)
95	* Lindsay, Spencer	PK	5-9	210	Sr.	Kearney, Neb. (Kearney)
58	Lopez, Joel	DL	6-2	280	Jr.	Saint Charles, Ill. (Burlington Central)
55	*** Maurice, Kevin	DT	6-3	300	Sr.	Orlando, Fla. (Freedom)
37	Mazour, Wyatt	IB	5-9	190	RFr.	Albion, Neb. (Boone Central)
44	McCann, Mitch	FB	6-0	240	Sr.	Omaha, Neb. (Burke)
39	McDonald, Donovan	WR	5-11	175	RFr.	Montclair, N.J. (Fork Union Military Academy/Montclair)
41	* McNitt, Luke	FB	6-2	240	Jr.	Kearney, Neb. (Kearney/Nebraska-Kearney)
98	Miller, Collin	DE	6-3	235	Fr.	Fishers, Ind. (Hamilton Southeastern)
82	*** Moore, Alonzo	WR	6-2	195	Sr.	Winnfield, La. (Winnfield Senior)
8	* Morgan Jr., Stanley	WR	6-1	200	So.	New Orleans, La. (St. Augustine)
29	** Nabity, Graham	FB	6-1	210	Sr.	Omaha, Neb. (Elkhorn)
45	Natter, A.J.	DE	6-5	260	Jr.	Milton, Wis. (Milton)
9	Neal, DaiShon	DE	6-7	270	RFr.	Houston, Texas (Omaha Central)
39	** Nelson, Jordan	IB	5-8	180	Sr.	Omaha, Neb. (Burke)
3	** Newby, Marcus	LB	6-1	235	Jr.	North Potomac, Md. (Quince Orchard)
34	*** Newby, Terrell	IB	5-10	200	Sr.	Los Angeles, Calif. (Chaminade)
99	Newell, Peyton	DT	6-3	290	So.	Hiawatha, Kan. (Hiawatha)
12	O'Brien, Patrick	QB	6-4	230	Fr.	San Juan Capistrano, Calif. (San Juan Hills)
54	* Ober, Jordan	LS	6-1	205	So.	Las Vegas, Nev. (Bishop Gorman)
76	Owen, Dylan	DL	6-5	240	So.	Westchester, N.Y. (Somers/Bridgton Academy)
22	* Ozigbo, Devine	IB	6-0	230	So.	Sachse, Texas (Sachse)
54	Painter, Robby	OL	6-5	300	Sr.	Centennial, Colo. (Grandview)
26	Pelzer, Brady	WR	5-11	185	So.	Bellevue, Neb. (Bellevue East)
15	** Pierson-El, De'Mornay	WR	5-9	185	Jr.	Alexandria, Va. (West Potomac)
81	Rahn, Gabe	WR	6-1	195	Jr.	Le Mars, Iowa (Le Mars)
50	Raridon, John	OL	6-4	275	Fr.	West Des Moines, Iowa (Valley)
97	Rath, Logan	DT	6-4	280	Sr.	Giltner, Neb. (Giltner/South Dakota State)
16	* Reed, Antonio	S	6-2	220	So.	Memphis, Tenn. (Southaven [Miss.])
87	*** Reilly, Brandon	WR	6-2	200	Sr.	Lincoln, Neb. (Southwest)
83	Reimers, Bryan	WR	6-5	210	So.	Lincoln, Neb. (East)
23	Rose, Austin	IB	6-1	225	So.	Lincoln, Neb. (North Star)
15	** Rose-Ivey, Michael	LB	6-0	230	Sr.	Kansas City, Mo. (Rockhurst)
31	Simmons, Greg	LB	6-2	240	Fr.	Fort Pierce, Fla. (Fort Pierce Central)
56	** Simpson, Brad	LB	6-0	230	Sr.	Omaha, Neb. (Ralston)
48	Smith, Ne'Land	WR	6-3	190	Fr.	Blue Springs, Mo. (Blue Springs)
85	Snyder, Matt	TE	6-5	255	RFr.	San Ramon, Calif. (California)
10	Spelman, JD	WR	5-9	180	Fr.	Eden Prairie, Minn. (Eden Prairie)
95	Stille, Ben	DE	6-5	240	Fr.	Ashland, Neb. (Ashland-Greenwood)
86	Stoll, Jack	TE	6-4	235	Fr.	Lone Tree, Colo. (Regis Jesuit)
44	* Stoltenberg, Mick	DL	6-5	290	So.	Gretna, Neb. (Gretna)
35	Stovall, Jeremiah	DB	5-11	175	RFr.	Omaha, Neb. (Creighton Prep)
28	Sullivan, Eli	DB	6-2	190	Fr.	Longmont, Colo. (Longmont)
26	Sutcliffe, Jamie	PK	6-2	190	Sr.	Thousand Oaks, Calif. (Thousand Oaks/Utah/Pierce College)
28	* Taylor, Adam	IB	6-2	210	Jr.	Katy, Texas (Katy)
92	Urbach, Chase	LS	6-3	200	RFr.	Grosse Pointe, Mich. (Grosse Pointe South)
66	** Utter, Dylan	OL	6-1	295	Sr.	Papillion, Neb. (Papillion-La Vista)
49	** Weber, Chris	LB	6-3	230	Jr.	Omaha, Neb. (Elkhorn)
57	Weinmaster, Jacob	LB	6-0	215	RFr.	Loveland, Colo. (Loveland)
1	*** Westerkamp, Jordan	WR	6-0	200	Sr.	Lombard, Ill. (Montini Catholic)
58	* Whitaker, Corey	OL	6-5	295	Sr.	Murrieta, Calif. (Vista Murrieta)
21	* Wilbon, Mikale	IB	5-9	195	So.	Chicago, Ill. (De La Salle Institute)
24	* Williams, Aaron	S	5-11	185	So.	Atlanta, Ga. (Carver)
9	Williams, Keyan	WR	5-10	195	So.	New Orleans, La. (Lusher/Fresno State)
26	** Williams, Kieron	S	6-1	195	Jr.	Shreveport, La. (C.E. Byrd/Air Force Prep)
56	Wilson, Boe	OL	6-3	295	Fr.	Lee's Summit, Mo. (Lee's Summit West)
31	Young, Conor	WR	6-2	170	RFr.	Cozad, Neb. (Cozad)
5	* Young II, Dedrick	LB	6-1	220	So.	Peoria, Ariz. (Centennial)
33	Zlab, Tanner	DB	5-10	195	Sr.	Wilber, Neb. (Wilber-Clatonia)

45	A.J. Natter.....	DE
45	Ty Chaffin.....	WR
47	Branden Hohenstein.....	TE
47	Matt Jarzynka.....	DE
48	Erik Evans.....	DE
48	Ne'Land Smith.....	WR
49	Austin Hemphill.....	FB
49	Chris Weber.....	LB
50	Garret Johns.....	DL
50	John Raridon.....	OL
51	Jared Brugmann.....	LB
52	Josh Banderas.....	LB
53	Alex Boryca.....	LB
54	Creighton Hamik.....	LB
54	Robby Painter.....	OL
54	Jordan Ober.....	LS
55	Kevin Maurice.....	DT
56	Brad Simpson.....	LB
56	Boe Wilson.....	OL
57	Jacob Weinmaster.....	LB
58	Joel Lopez.....	DL
58	Corey Whitaker.....	OL
59	Brody Cleveland.....	LB
59	Jake Kitten.....	OL
61	Bryan Brokop.....	OL
62	Cole Conrad.....	OL
63	Tanner Farmer.....	OL
65	Christian Gaylord.....	OL
66	Dylan Utter.....	OL
67	Jerald Foster.....	OL
68	Nick Gates.....	OL
71	Matt Farniok.....	OL
72	Zach Hannon.....	OL
73	Sam Hahn.....	OL
74	Jalin Barnett.....	OL
75	Fyn Anderson.....	DL
76	Dwayne Johnson Jr.....	OL
76	Dylan Owen.....	DL
77	David Knevel.....	OL
79	Michael Decker.....	OL
80	Brett Classen.....	WR
81	Gabe Rahn.....	WR
82	Alonzo Moore.....	WR
83	David Engelhaupt.....	TE
83	Bryan Reimers.....	WR
84	Sam Cotton.....	TE
85	Matt Snyder.....	TE
86	Jack Stoll.....	TE
87	Brandon Reilly.....	WR
88	Ross Dzuris.....	DE
88	Tyler Hoppes.....	TE
89	Connor Ketter.....	TE
91	Freedom Akinmoladun.....	DE
92	Chase Urbach.....	LS
94	Khalil Davis.....	DT
95	Spencer Lindsay.....	PK
95	Ben Stille.....	DE
96	Carlos Davis.....	DT
97	Logan Rath.....	DT
98	Isaac Armstrong.....	P
98	Collin Miller.....	DE
99	Peyton Newell.....	DT

PRONUNCIATION GUIDE

Freedom Akinmoladun ackin-MOLA-dune
 Quayshon Alexander QUAY-shon
 Lavan Alston Jr. luh-VAN
 Josh Banderas ban-DARE-us
 Alex Boryca burr-ITS-kuh
 Bryan Brokop BRO-kup
 Cethan Carter SEETH-un
 Ty Chaffin CHAY-fin
 Marquel Dismuke mar-KELL dizz-MUKE-ee
 Ross Dzuris duh-ZUHR-iss
 Matt Farniok FAR-nee-ock
 Ryan Freudenburg fried-EN-burg
 Nathan Gerry GARY
 Sam Hahn HAWN
 Todd Honas HO-nuss
 Tyler Hoppes HOP-iss
 Matt Jarzynka Jar-ZINK-uh

Boaz Joseph BOSE
 Joshua Kalu Kuh-loo
 Reid Karel CARE-ull
 Kyle Kasun KAY-sun
 Bo Kitrell KIT-trull
 David Knevel NEV-ull
 Wyatt Mazour MUH-zoo-er
 Graham Nabity NAB-it-tee
 DaiShon Neal DAY-shawn
 Terrell Newby TAIR-ul
 Devine Ozigbo oh-ZIG-bo
 Gabe Rahn RAWN
 Bryan Reimers RHYME-ers
 Jacob Weinmaster WINE-master
 Mikale Wilbon MIK-kale
 Kieron Williams KYE-run
 Dedrick Young DEAD-rik

TRACKING TOMMY

Tommy Armstrong Jr. owns four Nebraska career records - including two marks he's set this season - and he has his sights set on three more records.

NEBRASKA CAREER RECORDS

- PASSING YARDS (7,376)
- TOUCHDOWN PASSES (60)
- 250-YARD PASSING GAMES (13)
- 300-YARD TOTAL OFFENSE GAMES (11)

10 TOTAL TOUCHDOWNS

ERIC CROUCH 90

TOMMY ARMSTRONG JR. (3RD) 80

76 COMPLETIONS

TAYLOR MARTINEZ 575

TOMMY ARMSTRONG JR. 499

1,696 TOTAL OFFENSE

TAYLOR MARTINEZ 10,233

TOMMY ARMSTRONG JR. 8,537

Nationally, Armstrong has posted one of the most productive careers among all active FBS players.

FBS ACTIVE PLAYER RANKS

TOTAL TOUCHDOWNS (76) 1ST

PASSING TOUCHDOWNS (57) 6TH

TOTAL OFFENSE (8,537) 5TH

PASSING YARDS (7,176) 9TH



INDIVIDUAL NEBRASKA RECORD WATCH



TOMMY ARMSTRONG JR.

SENIOR
QUARTERBACK

NEBRASKA CAREER RECORDS

PASSING YARDS

Rk.	Player, Years	Yards
1.	Tommy Armstrong Jr., 2013-pres.	7,376
2.	Taylor Martinez, 2010-13	7,258
3.	Zac Taylor, 2005-06	5,850

COMPLETIONS

Rk.	Player, Years	Comp.
1.	Taylor Martinez, 2010-13	575
2.	Tommy Armstrong Jr., 2013-pres.	516
3.	Zac Taylor, 2005-06	470

TOUCHDOWN PASSES

Rk.	Player, Years	TDs
1.	Tommy Armstrong Jr., 2013-pres.	60
2.	Taylor Martinez, 2010-13	56
3.	Zac Taylor, 2005-06	45

RUSHING YARDS BY A QUARTERBACK

Rk.	Player, Years	Yards
1.	Eric Crouch, 1998-2001	3,434
2.	Taylor Martinez, 2010-13	2,975
3.	Jammal Lord, 2000-03	2,573
4.	Steve Taylor, 1985-88	2,125
5.	Tommie Frazier, 1992-95	1,955
6.	Scott Frost, 1996-97	1,533
7.	Tommy Armstrong Jr., 2013-pres.	1,456
8.	Turner Gill, 1980-83	1,317

TOTAL OFFENSE

Rk.	Player, Years	Yards
1.	Taylor Martinez, 2010-13	10,233
2.	Tommy Armstrong Jr., 2013-pres.	8,832
3.	Eric Crouch, 1998-2001	7,915

TOTAL TOUCHDOWNS

Rk.	Player, Years	TDs
1.	Eric Crouch, 1998-2001	90
2.	Taylor Martinez, 2010-13	87
3.	Tommy Armstrong Jr., 2013-pres.	80
4.	Tommie Frazier, 1992-95	79

250-YARD PASSING GAMES

Rk.	Player, Years	Games
1.	Tommy Armstrong Jr., 2013-pres.	13
2.	Joe Ganz, 2005-08	11
3.	Zac Taylor, 2005-06	8

300-YARD TOTAL OFFENSE GAMES

Rk.	Player, Years	Games
1.	Tommy Armstrong Jr., 2013-pres.	11
2.	Joe Ganz, 2005-08	9
	Taylor Martinez, 2010-13	9

QUARTERBACK STARTS

Rk.	Player, Years	Starts
1.	Taylor Martinez, 2010-13	43
2.	Eric Crouch, 1998-2001	38
3.	Tommy Armstrong Jr., 2013-pres.	36



DREW BROWN

JUNIOR
PLACE-KICKER

NEBRASKA CAREER RECORDS

FIELD GOALS

Rk.	Player, Years	FGs
1.	Alex Henery, 2007-10	68
2.	Kris Brown, 1995-98	57
3.	Josh Brown, 1999-2002	43
4.	Brett Maher, 2009-12	39
5.	Drew Brown, 2014-pres.	36

SCORING

Rk.	Player, Pos., Years	Points
1.	Alex Henery, PK, 2007-10	397
--		
8.	Johnny Rodgers, WR, 1970-72	264
9.	Calvin Jones, IB, 1991-93	252
10.	Drew Brown, PK, 2014-pres.	227

CONSECUTIVE FIELD GOALS MADE

Rk.	Player, Year(s)	FGs
1.	Alex Henery, 2009-10	18
2.	Kris Brown, 1997-98	17
3.	Alex Henery, 2007-08	12
	Drew Brown, PK, 2015-pres.	12*

*active streak



NATHAN GERRY

SENIOR
SAFETY

NEBRASKA CAREER RECORD

INTERCEPTIONS

Rk.	Player, Pos., Years	INTs
1.	Dana Stephenson, RCB, 1967-69	14
2.	Josh Bullocks, FS, 2002-04	13
3.	Bret Clark, S, 1982-84	12
4.	Fabian Washington, CB, 2002-04	11
	Ralph Brown, RCB, 1996-99	11
	Tyrone Byrd, FS, 1989-92	11
	Larry Wachholtz, S, 1964-66	11
	Tom Novak, LB, 1946-49	11
	Nathan Gerry, S, 2013-pres.	11
10.	Joe Blahak, LCB, 1970-72	10
	Bill Kosch, S, 1969-71	10

TACKLES BY A DEFENSIVE BACK

Rk.	Player, Pos., Years	Tackles
1.	Mike Brown, S, 1996-99	287
2.	Daniel Bullocks, S, 2002-05	226
3.	Larry Asante, S, 2007-09	224
4.	Nathan Gerry, S, 2013-pres.	215
5.	Tyrone Byrd, S, 1989-92	209



JORDAN WESTERKAMP

SENIOR
WIDE RECEIVER

NEBRASKA CAREER RECORDS

RECEPTIONS

Rk.	Player, Pos., Years	Receptions
1.	Kenny Bell, WR, 2011-14	181
2.	Nate Swift, WR, 2005-08	166
3.	Johnny Rodgers, WB, 1970-72	143
4.	Jordan Westerkamp, WR, 2013-pres.	137
5.	Terrence Nunn, WR, 2004-07	136
6.	Marlon Lucky, IB, 2005-08	135

RECEIVING YARDS

Rk.	Player, Pos., Years	Yards
1.	Kenny Bell, 2011-14	2,689
2.	Johnny Rodgers, 1970-72	2,479
3.	Nate Swift, 2005-08	2,476
4.	Jordan Westerkamp, 2013-pres.	2,098

TOUCHDOWN RECEPTIONS

Rk.	Player, Pos., Year	TDs
1.	Johnny Rodgers, WB, 1970-72	25
2.	Nate Swift, WR, 2005-08	22
3.	Kenny Bell, WR, 2011-14	21
4.	Jordan Westerkamp, WR, 2013-pres.	17
5.	Maurice Purify, WR, 2006-07	16
6.	Jon Bostick, SE, 1989-91	15
	Quincy Enunwa, WR, 2010-13	15
8.	Todd Millikan, TE, 1985-88	14
	Bobby Thomas, SE, 1974-76	14

100-YARD RECEIVING GAMES

Rk.	Player, Pos., Years	Games
1.	Johnny Rodgers, WB, 1970-72	10
2.	Nate Swift, WR, 2005-08	8
	Jordan Westerkamp, WR, 2013-pres.	8*

*Most by a Husker prior to his senior season

CONSECUTIVE GAMES WITH CATCH

Rk.	Player, Pos., Years	Games
1.	Johnny Rodgers, WB, 1970-72	37
2.	Terrence Nunn, WR, 2004-07	32
3.	Jordan Westerkamp, WR, 2013-pres.	29*
4.	Kenny Bell, WR, 2012-14	28

*active streak



#1 LAMAR JACKSON • Fr. • DB

 ELK GROVE, CALIF.
FRANKLIN HS


CAREER STATS

Year	G/S	Tackles-----					Fum.		QB
		UT	AT	TT	TFL	Sacks	C-R	BK	
2016	3/0	5	1	6	2-14	1.0-11	0-0	0	0
Totals	3/0	5	1	6	2-14	1.0-11	0-0	0	0

2016 SEASON NOTES

2016 SINGLE-GAME HIGHS

- » Tackles - 5 vs. Fresno State
- » Tackles for Loss - 2 vs. Fresno State
- » Tackles for Loss - 1.0 vs. Fresno State
- » Pass Breakups - 0
- » Interceptions - 0



#1 JORDAN WESTERKAMP • Sr. • WR

 LOMBARD, ILL.
MONTINI CATHOLIC HS

CAREER STATS

Year	G/S	No.	Yds.	Y/R	Y/G	Long	TDs
2012						Redshirt	
2013	13/1	20	283	14.1	23.6	49 vs. Northwestern	1
2014	13/9	44	747	17.0	57.5	70 at Fresno State	5
2015	13/4	65	918	14.1	70.6	38 vs. Michigan St.	7
2016	3/0	8	150	18.8	50.0	55 vs. Wyoming	4
Totals	42/14	137	2,098	15.3	50.0	70 at Fresno State	17

CAREER HONORS

- » 2015, 2016 Team Captain
- » First-Team All-Big Ten (Phil Steele, 2015)
- » Second-Team All-Big Ten (Coaches, Media, AP, 2015)
- » Academic All-Big Ten (2013, 2014)
- » Big Ten All-Freshman Team (BTN, 2013)
- » Big Ten Freshman of the Week (vs. Northwestern, 2013)
- » Four-Time Nebraska Scholar-Athlete Honor Roll
- » ESPN College Football Play of the Year (Reception vs. Florida Atlantic, 2014)
- » Sports Science Newton Award for Outstanding Reaction (2015)
- » Brook Berringer Citizenship Team (2015, 2016)
- » Tom Osborne Citizenship Team (2015, 2016)

2016 GAME-BY-GAME

Opponent	Rec.	Yds	TD	Lg
Fresno State	1	6	0	6
Wyoming	4	105	2	55
Oregon	3	39	2	22
at Northwestern				
Illinois				
at Indiana				
Purdue				
at Wisconsin				
at Ohio State				
Minnesota				
Maryland				
at Iowa				
Totals	8	150	4	55

CAREER SINGLE-GAME HIGHS

- » Receptions - 11 vs. Southern Miss (2015)
- » Receiving Yards - 158 at Michigan State (2014)
- » Touchdowns - 2 vs. Wyoming, vs. Oregon (2016)

2016 SINGLE-GAME HIGHS

- » Receptions - 4 vs. Wyoming
- » Receiving Yards - 105 vs. Wyoming
- » Touchdowns - 2 vs. Wyoming, vs. Oregon

2016 SEASON NOTES

- » Fourth player in NU history with 2,000 career receiving yards, joined Kenny Bell (2,689), Johnny Rodgers (2,479), and Nate Swift (2,476) in the 2,000-yard club.
- » Topped the century mark in receiving yards for the eighth time in his career with 105 yards against Wyoming.
- » Had touchdown receptions of 22 and three yards in the first half against Oregon giving him 17 career touchdown receptions. The 17 TD receptions are fourth in school history.
- » Has two TD receptions each of the past two weeks, his only career multiple touchdown games.
- » Has caught at least one pass in 29 straight games, the third-longest streak in NU history.
- » His 137 career receptions rank fourth on the Nebraska career receptions list.



#3 MARCUS NEWBY • Jr. • LB

 NORTH POTOMAC, MD.
QUINCE ORCHARD HS

CAREER STATS

Year	G/S	Tackles-----					Fum.		QB
		UT	AT	TT	TFL	Sacks	C-R	BK	
2013									
2014	9/0	1	2	3	1-9	1.0-9	0-0	0	0
2015	10/6	17	17	34	5-13	1.0-8	0-0	0	0
2016	3/2	3	7	10	0-0	0.0-0	0-0	0	0
Totals	22/8	21	26	47	6-22	2.0-17	0-0	0	5

CAREER HONORS

- » Nebraska Scholar-Athlete Honor Roll (Spring, 2015)
- » NU Record for Most PBU by a Linebacker (4 vs. Wisconsin, 2015)
- » Brook Berringer Citizenship Team (2015)
- » Tom Osborne Citizenship Team (2015)

2016 SEASON NOTES

CAREER SINGLE-GAME HIGHS

- » Tackles - 8 vs. Michigan State (2015)
- » Tackles for Loss - 1, six times
- » Sacks - 1.0 at Fresno State (2014), at Rutgers (2015)

2016 SINGLE-GAME HIGHS

- » Tackles - 4 vs. Wyoming
- » Tackles for Loss - 0
- » Sacks - 0

2016 GAME-BY-GAME

	--Tackles--		-Sacks-				
Opponent	UT-AT-TT	TFL-Yds	No-Yds	FF-FR-Yds	Int-Yds	PBU	QBH
Fresno State	1-2-3	0-0	0.0-0	0-0-0	0-0	0	1
Wyoming	1-3-4	0-0	0.0-0	0-0-0	0-0	0	0
Oregon	1-2-3	0-0	0.0-0	0-0-0	0-0	0	0
at Northwestern							
Illinois							
at Indiana							
Purdue							
at Wisconsin							
at Ohio State							
Minnesota							
Maryland							
at Iowa							
Totals	3-7-10	0-0	0.0-0	0-0-0	0-0	0	1

#4 **TOMMY ARMSTRONG JR. • Sr. • QB**CIBOLO, TEXAS
STEELE HS**CAREER STATS****Passing**

Year	G/GS	Comp-Att-Int	Pct.	Yds.	Y/G	LP	TD	Eff.R.
2012								
2013	9/8	68-131-8	51.9	966	107.3	99	9	124.31
2014	13/13	184-345-12	53.3	2,695	207.3	73	22	133.04
2015	12/12	222-402-16	55.2	3,030	252.5	55	22	128.64
2016	3/3	42-77-1	54.5	685	228.3	63	7	156.68
Totals	37/36	516-955-37	54.0	7,376	199.4	99	60	131.89

Rushing

Year	G/S	Att.	Gain	Loss	Net	Y/A	Y/G	Long	TDs
2012									
2013	9/8	67	277	75	202	3.0	22.4	24 vs. Georgia	2
2014	13/13	145	842	137	705	4.9	54.2	42 vs. McNeese St.	6
2015	12/12	98	563	163	400	4.1	37.6	32 at Illinois	7
2016	3/3	39	185	36	149	3.8	49.7	11 vs. Wyoming	4
Totals	37/36	349	1,867	411	1,456	4.2	39.4	42 vs. McNeese St.	19

CAREER HONORS

- » 2015 Team Captain
- » Rose Bowl Big Ten Player of the Week (Fresno State, 2016)
- » Foster Farms Bowl Offensive MVP (2015 vs. UCLA)
- » Big Ten Player of the Week (vs. Michigan State, vs. Southern Miss, 2015)
- » Honorable-Mention Big Ten All-Freshman Team (BTN, 2013)
- » Big Ten Freshman of the Week (vs. Michigan, 2013)
- » Nebraska Scholar-Athlete Honor Roll (Fall, 2012)
- » Brook Berringer Citizenship Team (2016)
- » Tom Osborne Citizenship Team (2016)

NEBRASKA RECORDS

- » Career 250-Yard Passing Games (13)
- » Career 300-Yard Passing Games (11)
- » Season 250-Yard Passing Games (tied record, 8 in 2015)
- » Season 300-Yard Passing Games (tied record, 6 in 2015)
- » Junior Class Passing Yards (3,030 in 2015)
- » Sophomore Class Passing Yards (2,695 in 2014)
- » Sophomore Class Passing TDs (22 in 2014)
- » Sophomore Class Total Offense (3,400 in 2014)
- » Bowl Game Passing Yards (381 vs. USC in 2014 Holiday Bowl)
- » Bowl Game Passing Completions (32 vs. USC in 2014 Holiday Bowl)
- » Bowl Game Passing Attempts (51 vs. USC in 2014 Holiday Bowl)
- » Bowl Game Passing TDs (3 vs. USC in 2014 Holiday Bowl)
- » Bowl Game Total Offense (422 vs. USC in 2014 Holiday Bowl)
- » Longest Pass in NU History and NCAA Bowl History (99 yards vs. Georgia, 2014 Gator Bowl)

2016 GAME-BY-GAME

Opponent	----- Passing -----					----- Rushing -----			
	Comp-Att-Int	Yds	TD	Lg		No.	Yds	TD	Lg
Fresno State	5-10-0	108	1	57		11	42	2	9
Wyoming	20-34-1	377	3	63		12	12	1	11
Oregon	17-33-0	200	3	22		16	95	1	34
at Northwestern									
Illinois									
at Indiana									
Purdue									
at Wisconsin									
at Ohio State									
Minnesota									
Maryland									
at Iowa									
Totals	42-77-1	685	7	63		39	149	4	34

CAREER SINGLE-GAME HIGHS**Passing**

- » Attempts – 51 vs. USC (2014 Holiday Bowl)
- » Completions – 32 vs. USC (2014 Holiday Bowl)
- » Yards – 381 vs. USC (2014 Holiday Bowl)
- » Touchdowns – 4 at Iowa (2014), at Miami (2015)

Rushing

- » Rushes – 20 at Wisconsin (2014)
- » Yards – 131 vs. McNeese State (2014)
- » Touchdowns – 2 vs. Michigan State (2015), vs. Fresno State (2016)
- » Long Rush – 42 yards vs. McNeese State (2014)
- » Total Offense – 431 vs. Southern Miss (2015)

2016 SINGLE-GAME HIGHS**Passing**

- » Attempts – 34 vs. Wyoming
- » Completions – 20 vs. Wyoming
- » Yards – 377 vs. Wyoming
- » Touchdowns – 3 vs. Wyoming, vs. Oregon

Rushing

- » Rushes – 16 vs. Oregon
- » Yards – 95 vs. Oregon
- » Touchdowns – 2 vs. Fresno State
- » Long Rush – 34 vs. Oregon
- » Total Offense – 389 vs. Wyoming

2016 SEASON NOTES

- » Against Fresno State, became the second player in school history to surpass 8,000 career total offense yards, joining Taylor Martinez. Has 8,832 yards of total offense in his career, second at Nebraska behind Martinez's 10,233 career total offensive yards.
- » Completed 17-of-33 passes for 200 yards and three touchdowns against Oregon. His 200 passing yards increased his career passing total to 7,376 yards, setting a Nebraska record for career passing yards. The previous record was 7,258 yards by Taylor Martinez.
- » 17 completions against Oregon increased his career total to 516 making him the second Husker with more than 500 career completions, joining Martinez who had 575.
- » Had three touchdown passes against Oregon, increasing his career TD pass total to 60 building on his NU school record. Four total touchdowns increased his career total to 80, passing Tommie Frazier (79) for third place on NU's career list.

#5 **DEDRICK YOUNG • So. • LB**PEORIA, ARIZ.
CENTENNIAL HS**CAREER STATS**

Year	G/S	-----Tackles-----					Fum.		QB	
		UT	AT	TT	TFL	Sacks	C-R	BK	PBU	INT
2015	12/11	25	36	61	5-8	0.0-0	0-0	0	3	0
2016	3/3	9	5	14	0-0	0.0-0	1-0	0	0	0
Totals	15/14	34	41	75	5-8	0.0-0	1-0	0	3	0

2016 GAME-BY-GAME

Opponent	--Tackles--		-Sacks-		FF-FR-Yds	Int-Yds	PBU	QBH
	UT-AT-TT	TFL-Yds	No-Yds					
Fresno State	5-1-6	0-0	0.0-0		0-0-0	0-0	0	1
Wyoming	2-2-4	0-0	0.0-0		1-0-0	0-0	0	1
Oregon	2-2-4	0-0	0.0-0		0-0-0	0-0	0	0
at Northwestern								
Illinois								
at Indiana								
Purdue								
at Wisconsin								
at Ohio State								
Minnesota								
Maryland								
at Iowa								
Totals	9-5-14	0-0	0.0-0		1-0-0	0-0	0	2

CAREER HONORS

- » Big Ten All-Freshman Team (BTN.com, ESPN.com)
- » Nebraska Newcomer of the Year Award (2015)
- » NU Record for Most Tackles by a True Freshman (61, 2015)
- » Nebraska Scholar-Athlete Honor Roll (Spring, 2015)
- » Brook Berringer Citizenship Team (2016)
- » Tom Osborne Citizenship Team (2016)

2016 SEASON NOTES

»

CAREER SINGLE-GAME HIGHS

- » Tackles - 11 at Illinois
- » Tackles for Loss – 2 at Illinois, at Rutgers
- » Sacks – 0

2016 SINGLE-GAME HIGHS

- » Tackles - 6 vs. Fresno State
- » Tackles for Loss – 0
- » Sacks – 0



#8 CHRIS JONES • Jr. • DB

 JACKSONVILLE, FLA.
SANDALWOOD HS

CAREER STATS

Year	G/S	-----Tackles-----					Fum.		PBU	INT	QB Hry.
		UT	AT	TT	TFL	Sacks	C-R	BK			
2014	12/0	5	2	7	0	0.0-0	0-1	0	0	0	0
2015	13/7	21	4	25	2-7	1.0-5	0-0	0	5	2	0
2016	3/3	7	1	8	0-0	0.0-0	0-0	1	2	2	0
Totals	28/10	33	7	40	2-7	1.0-5	0-1	1	7	4	0

CAREER HONORS

- » Academic All-Big Ten (2015)
- » Nebraska Scholar-Athlete Honor Roll (Fall 2015; Spring 2015)

2016 SEASON NOTES

- » Interception in each of the first two games of 2016
- » Career-high six tackles against Oregon, previous high was three.

2016 GAME-BY-GAME

Opponent	--Tackles--		-Sacks-		FF-FR-Yds	Int-Yds	PBU	QBH
	UT-AT-TT	TFL-Yds	No-Yds	Yds				
Fresno State	1-0-1	0-0	0.0-0	0.0-0	0-0-0	1-0	1	0
Wyoming	1-0-1	0-0	0.0-0	0.0-0	0-0-0	1-27	0	0
Oregon	5-1-6	0-0	0.0-0	0.0-0	0-0-0	0-0	1	0
at Northwestern								
Illinois								
at Indiana								
Purdue								
at Wisconsin								
at Ohio State								
Minnesota								
Maryland								
at Iowa								
Totals	7-1-8	0-0	0.0-0	0.0-0	0-0-0	2-27	2	0

CAREER SINGLE-GAME HIGHS

- » Tackles - 6 vs. Oregon (2016)
- » Interceptions - 1, four times
- » Pass Breakups - 1, seven times
- » Tackles for Loss - 1, twice (all in 2015)
- » Sacks - 1-5, vs. Southern Miss (2015)

2016 SINGLE-GAME HIGHS

- » Tackles - 6 vs. Oregon
- » Tackles for Loss - 0
- » Pass Breakups - 1 vs. Fresno State, vs. Oregon
- » Interceptions - 1 vs. Fresno State, vs. Wyoming



#8 STANLEY MORGAN JR. • So. • WR

 NEW ORLEANS, LA.
ST. AUGUSTINE HS

CAREER STATS

Year	G/S	No.	Yds.	Y/R	Y/G	Long	TDs
2015	13/3	25	304	12.2	23.4	33 at Miami	2
2016	3/1	6	63	10.5	21.0	20 vs. Oregon	0
Totals	16/4	31	367	11.8	22.9	33 at Miami	2

CAREER HONORS

- » BTN.com All-Freshman Team (2015)
- » Nebraska Newcomer of the Year (2015)

2016 GAME-BY-GAME

Opponent	Rec.	Yds	TD	Lg
Fresno State	1	11	0	11
Wyoming	2	17	0	9
Oregon	3	35	0	20
at Northwestern				
Illinois				
at Indiana				
Purdue				
at Wisconsin				
at Ohio State				
Minnesota				
Maryland				
at Iowa				
Totals	6	63	0	20

CAREER SINGLE-GAME HIGHS

- » Receptions - 4 at Miami
- » Receiving Yards - 78 at Miami
- » Touchdowns - 1, three times

2016 SINGLE-GAME HIGHS

- » Receptions - 3 vs. Oregon
- » Receiving Yards - 35 vs. Oregon
- » Touchdowns - 0

2016 SEASON NOTES

»



#10 JOSHUA KALU • Jr. • CB

 HOUSTON, TEXAS
ALIEF TAYLOR HS

CAREER STATS

Year	G/S	-----Tackles-----					Fum.		PBU	INT	QB Hry.
		UT	AT	TT	TFL	Sacks	C-R	BK			
2014	13/2	20	7	27	1-1	0.0-0	2-1	0	3	1	1
2015	13/13	51	24	75	5-27	1.0-8	0-0	1	7	3	1
2016	3/3	8	3	11	1-6	1.0-6	0-0	0	2	0	2
Totals	29/18	79	34	113	7-34	2.0-14	2-1	1	12	4	4

CAREER HONORS

- » Lott IMPACT Trophy Watch List (2016)
- » Honorable-Mention All-Big Ten (Coaches, 2015)
- » Academic All-Big Ten (2015)
- » Nebraska Scholar-Athlete Honor Roll (Spring, 2015)
- » Brook Berringer Citizenship Team (2015, 2016)
- » Tom Osborne Citizenship Team (2015, 2016)

2016 GAME-BY-GAME

Opponent	--Tackles--		-Sacks-		FF-FR-Yds	Int-Yds	PBU	QBH
	UT-AT-TT	TFL-Yds	No-Yds	Yds				
Fresno State	6-1-7	1-6	1.0-6	0.0-0	0-0-0	0-0	1	2
Wyoming	1-2-3	0-0	0.0-0	0.0-0	0-0-0	0-0	1	0
Oregon	1-0-1	0-0	0.0-0	0.0-0	0-0-0	0-0	0	0
at Northwestern								
Illinois								
at Indiana								
Purdue								
at Wisconsin								
at Ohio State								
Minnesota								
Maryland								
at Iowa								
Totals	8-3-11	1-6	1.0-6	0.0-0	0-0-0	0-0	2	2

2016 SEASON NOTES

- » Had a six-yard sack against Fresno State, marking his second career sack

CAREER SINGLE-GAME HIGHS

- » Tackles - 9 vs. BYU (2015), vs. Wisconsin (2015)
- » Tackles for Loss - 2 vs. BYU (2015)
- » Pass Breakups - 4 vs. Wisconsin (2015)
- » Interceptions - 1, four times
- » Long Interception Return - 41 yds. (TD) at Minnesota (2015)

2016 SINGLE-GAME HIGHS

- » Tackles - 7 vs. Fresno State
- » Tackles for Loss - 1 vs. Fresno State
- » Pass Breakups - 1 vs. Fresno State, vs. Wyoming
- » Interceptions - 0

#11 **CETHAN CARTER • Sr. • TE**NEW ORLEANS, LA.
ARCHBISHOP RUMMEL HS**CAREER STATS**

Year	G/S	No.	Yds.	Y/R	Y/G	Long	TDs
2013	13/6	10	127	12.7	9.8	26 vs. S. Dakota St.	0
2014	9/8	6	98	16.3	10.9	34 at Iowa	1
2015	11/11	24	329	13.7	29.9	55 at Illinois	2
2016	3/3	7	68	9.7	22.7	21 vs. Oregon	0
Totals	36/28	47	622	13.2	17.3	55 at Illinois	3

CAREER HONORS

- » Honorable-Mention All-Big Ten (Media, 2015)
- » Nebraska Most Improved Player (2015)
- » True Freshman All-American (247Sports, 2013)
- » Honorable-Mention Big Ten All-Freshman Team (BTN, 2013)

2016 GAME-BY-GAME

Opponent	Rec.	Yds	TD	Lg
Fresno State	0	0	0	0
Wyoming	2	20	0	11
Oregon	5	48	0	21
at Northwestern				
Illinois				
at Indiana				
Purdue				
at Wisconsin				
at Ohio State				
Minnesota				
Maryland				
at Iowa				
Totals	7	68	0	21

CAREER SINGLE-GAME HIGHS


- » Receptions - 5 vs. Oregon
- » Receiving Yards - 75 vs. Iowa (2015)
- » Touchdowns - 1, four times

2016 SINGLE-GAME HIGHS

- » Receptions - 5 vs. Oregon
- » Receiving Yards - 48 vs. Oregon
- » Touchdowns - 0

2016 SEASON NOTES

- » Caught five passes for 48 yards against Oregon, setting a career high for receptions.

#15 **DE'MORNAY PIERSON-EL • Jr. • WR/PR**ALEXANDRIA, VA.
WEST POTOMAC HS**CAREER STATS**

Receiving							
Year	G/S	No.	Yds.	Y/R	Y/G	Long	TDs
2014	13/6	23	321	14.0	24.7	46 at Northwestern	4
2015	5/1	12	111	9.3	22.2	19 vs. Wisconsin	1
2016	3/1	2	20	6.7	10.0	11 vs. Oregon	0
Totals	21/8	37	452	12.2	21.5	46 at Northwestern	5

Punt Returns							
Year	G/S	No.	Yds.	Y/R	Y/G	Long	TDs
2014	13/6	34	596	17.5	45.8	86 at Fresno State	3
2015	5/1	4	48	12.0	9.6	42 at Minnesota	0
2016	3/1	3	42	14.0	14.0	45 vs. Oregon	0
Totals	21/8	41	686	16.7	32.7	86 at Fresno State	3

CAREER HONORS

- » Second-Team All-American (USA Today, SI, FWAA, 2014)
- » Third-Team All-American (Athlon, 2014)
- » Freshman All-American (Scout, 247Sports, USA Today, 2014)
- » 2014 Jet Award Punt Returner of the Year
- » 2x Big Ten Special Teams Player of the Week (Fresno State, Iowa, 2014)
- » NU Freshman Record - Long Punt Return, Punt Return Yards & TDs
- » NU Bowl Record for Receptions (8 vs. USC, 2014 Holiday Bowl)
- » Nebraska Special Teams MVP (2015)
- » Nebraska Scholar-Athlete Honor Roll (Fall, 2014)
- » Nebraska Student-Athlete HERO Leadership Award (2015)
- » Brook Berringer Citizenship Team (2015, 2016)
- » Tom Osborne Citizenship Team (2015, 2016)

2016 GAME-BY-GAME

Opponent	----- Receiving -----				----- Punt Returns -----			
	No.	Yds	TD	Lg	No.	Yds	TD	Lg
Fresno State	0	0	0	0	0	0	0	0
Wyoming	1	9	0	9	0	0	0	0
Oregon	1	11	0	11	3	42	0	45
at Northwestern								
Illinois								
at Indiana								
Purdue								
at Wisconsin								
at Ohio State								
Minnesota								
Maryland								
at Iowa								
Totals	2	20	0	11	3	42	0	45

CAREER SINGLE-GAME HIGHS

- » Receptions - 8 vs. USC (2014 Holiday Bowl)
- » Receiving Yards - 102 vs. USC (2014 Holiday Bowl)
- » Receiving TDs - 1, five times

2016 SINGLE-GAME HIGHS

- » Receptions - 1 vs. Wyoming, vs. Oregon
- » Receiving Yards - 11 vs. Oregon
- » Receiving TDs - 0

- » Punt Return Yards - 150 at Fresno State
- » Punt Return TDs - 1, three times

- » Punt Return Yards - 42 vs. Oregon
- » Punt Return TDs - 0

- » All-Purpose Yards - 150, twice

- » All-Purpose Yards - 47 vs. Oregon

2016 SEASON NOTES

- » Had a 45-yard punt return in the second quarter to set up a Nebraska touchdown. His 45-yard return was the 10th return of his career of at least 25 yards, including 8 in 2014, one in 2015 and one this season.



#15 MICHAEL ROSE-IVEY • Sr. • LB

 KANSAS CITY, MO.
ROCKHURST HS

CAREER STATS

		(------Tackles-----)					Fum.				QB
Year	G/S	UT	AT	TT	TFL	Sacks	C-R	BK	PBU	INT	Hry.
2012		Redshirt									
2013	12/7	39	27	66	6-8	0.0-0	0-0	0	1	0	2
2014		Injured--Did Not Play									
2015	7/3	11	16	27	3-3	0.0-0	0-0	0	1	0	1
2016	3/0	6	6	12	2-7	0.5-4	0-0	0	0	0	0
Totals	22/10	56	49	105	11-18	0.5-4	0-0	0	2	0	3

CAREER HONORS

- » Big Ten All-Freshman Team (BTN, 2013)
- » Nebraska Freshman Tackle Record (66, 2013)
- » Academic All-Big Ten (2013)
- » Nebraska Scholar-Athlete Honor Roll (Fall, 2012)
- » Nebraska Student-Athlete HERO Leadership Award (2013)
- » Brook Berringer Citizenship Team (2013)

2016 SEASON NOTES

- » Shared first career sack against Wyoming.

CAREER SINGLE-GAME HIGHS

- » Tackles – 17 vs. Iowa (2013)
- » Solo Tackles - 8 vs. Iowa (2013)
- » Tackles for Loss – 4 vs. Iowa (2013)
- » Sacks - 0.5 vs. Wyoming (2016)

2016 SINGLE-GAME HIGHS

- » Tackles – 6 vs. Oregon
- » Tackles for Loss – 1 vs. Wyoming, vs. Oregon
- » Sacks – 0.5 vs. Wyoming

2016 GAME-BY-GAME

Opponent	Tackles		TFL-Yds	Sacks		FF-FR-Yds	Int-Yds	PBU	QBH
	UT	AT		No-Yds	FF-FR-Yds				
Fresno State	0-1-1		0-0	0.0-0	0-0-0	0-0	0	0	
Wyoming	2-3-5		1-4	0.5-4	0-0-0	0-0	0	0	
Oregon	4-2-6		1-3	0.0-0	0-0-0	0-0	0	0	
at Northwestern									
Illinois									
at Indiana									
Purdue									
at Wisconsin									
at Ohio State									
Minnesota									
Maryland									
at Iowa									
Totals	6-6-12		2-7	0.5-4	0-0-0	0-0	0	0	0



#16 ANTONIO REED • So. • S

 MEMPHIS, TENN.
SOUTHAVEN HS

CAREER STATS

Year	G/S	Tackles				Sacks	Fum.		PBU	INT	QB Hry.
		UT	AT	TT	TFL		C-R	BK			
2015	13/0	9	1	10	0-0	0.0-0	2-0	0	0	0	0
2016	2/0	2	0	2	0-0	0.0-0	0-0	0	0	0	0
Totals	15/0	11	1	12	0-0	0.0-0	2-0	0	0	0	0

2016 SEASON NOTES

»

CAREER SINGLE-GAME HIGHS

- » Tackles – 4 vs. UCLA (2015)
- » Tackles for Loss – 0
- » Pass Breakups – 0
- » Interceptions – 0

2016 SINGLE-GAME HIGHS

- » Tackles - 2 vs. Oregon
- » Tackles for Loss – 0
- » Sacks – 0



#17 RYKER FYFE • Sr. • QB

 GRAND ISLAND, NEB.
GRAND ISLAND HS

CAREER STATS

Passing

Year	G/GS	Comp	Att	Int	Pct.	Yds.	Y/G	LP	TD	Eff.R.
2012		Redshirt								
2013	1/0	1	1	0	100.0	5	5.0	5	0	140.03
2014	7/0	4	10	0	40.0	40	5.7	12	1	106.60
2015	2/1	34	55	5	61.8	440	220	52	5	140.84
2016	3/0	2	5	0	40.0	41	13.7	35	1	174.88
Totals	13/1	41	71	5	57.7	526	40.5	52	7	138.43

Rushing

Year	G/S	Att.	Gain	Loss	Net	Y/A	Y/G	Long	TDs
2012		Redshirt							
2013	1/0	1	3	0	3	3.0	3.0	3 vs. S. Dakota St.	0
2014	7/0	7	52	5	47	6.7	6.7	15 vs. Fla. Atlantic	0
2015	2/1	7	15	50	-35	-5.0	-17.5	7 at Purdue	0
2016	3/0	1	5	0	5	5.0	1.7	5 vs. Fresno State	0
Totals	13/1	16	75	55	20	1.3	1.5	15 vs. Fla. Atlantic	0

CAREER HONORS

- » Nebraska Scholar-Athlete Honor Roll (Fall, 2012)
- » Brook Berringer Citizenship Team (2013)
- » Nebraska Student-Athlete HERO Leadership Award (2013)

2016 SEASON NOTES

- » Threw a 35-yard touchdown pass on his only attempt against Wyoming.

CAREER SINGLE-GAME HIGHS

Passing

- » Attempts – 48 at Purdue (2015)
- » Completions – 29 at Purdue (2015)
- » Yards – 407 at Purdue (2015)
- » Touchdowns – 4 at Purdue (2015)

Rushing

- » Rushes – 7 at Purdue (2015)
- » Yards – 29 vs. Florida Atlantic (2014)

2016 SINGLE-GAME HIGHS

Passing

- » Attempts – 3 vs. Fresno State
- » Completions – 1 vs. Fresno State, vs. Wyoming
- » Yards – 35 vs. Wyoming
- » Touchdowns – 1 vs. Wyoming

Rushing

- » Rushes – 1 vs. Fresno State
- » Yards – 5 vs. Fresno State



#18 TRE BRYANT • Fr. • IB

ST. LOUIS, MO.
CHRISTIAN BROTHERS COLLEGE

CAREER STATS

Rushing

Year	G/S	Att.	Gain	Loss	Net	Y/A	Y/G	Long	TDs
2016	3/0	13	77	3	74	5.7	24.7	13 vs. Fresno State	1
Totals	3/0	13	77	3	74	5.7	24.7	13 vs. Fresno State	1

Kick Returns

Year	G/S	No.	Yds.	Y/R	Y/G	Long	TDs
2016	3/0	4	92	23.0	30.7	32 vs. Fresno State	0
Totals	3/0	4	92	23.0	30.7	32 vs. Fresno State	0

2016 GAME-BY-GAME

Opponent	----- Rushing -----				----- Kick Returns -----			
	No.	Yds	TD	Lg	No.	Yds	TD	Lg
Fresno State	5	36	1	13	1	32	0	32
Wyoming	7	34	0	11	2	41	0	24
Oregon	1	4	0	4	1	19	0	19
at Northwestern								
Illinois								
at Indiana								
Purdue								
at Wisconsin								
at Ohio State								
Minnesota								
Maryland								
at Iowa								
Totals	13	74	1	13	4	92	0	32



#22 DEVINE OZIGBO • So. • IB

SACHSE, TEXAS
SACHSE HS

CAREER STATS

Year	G/S	Att.	Gain	Loss	Net	Y/A	Y/G	Long	TDs
2015	11/0	38	212	3	209	5.5	19.0	31 at Illinois	1
2016	3/1	53	250	8	242	4.6	80.7	17 vs. Fresno State	4
Totals	14/1	91	462	11	451	5.0	33.0	31 at Illinois	5

2016 GAME-BY-GAME

Opponent	----- Rushing -----				----- Receiving -----			
	No.	Yds	TD	Lg	No.	Yds	TD	Lg
Fresno State	17	103	2	17	1	5	0	5
Wyoming	15	44	1	9	1	39	0	39
Oregon	21	95	1	12	1	8	0	8
at Northwestern								
Illinois								
at Indiana								
Purdue								
at Wisconsin								
at Ohio State								
Minnesota								
Maryland								
at Iowa								
Totals	53	242	4	17	3	52	0	39

2016 SEASON NOTES

» Had first career rushing touchdown in season-opening win over Fresno State.

2016 SINGLE-GAME HIGHS

» Rushes – 5 vs. Fresno State
» Rushing Yards – 36 vs. Fresno State
» Rushing TDs – 1 vs. Fresno State

» Kick Return Yards – 32 vs. Fresno State

» Kick Return TDs – 0

» All-Purpose Yards – 68 vs. Fresno State

2016 SEASON NOTES

» Rushed 17 times for a career-high 103 yards and a career-best two touchdowns against Fresno State. Had one rushing touchdown last season as a true freshman.

» Made first career start against Wyoming. Rushed for 44 yards and one touchdown on 15 carries. Also caught a 39-yard pass.


» Ran for 95 yards and one touchdown on a career-high 21 carries against Oregon.

CAREER SINGLE-GAME HIGHS

» Rushes - 21 vs. Oregon (2016)
» Rushing Yards – 103 vs. Fresno State (2016)
» Rushing Touchdowns – 2 vs. Fresno State (2016)

2016 SINGLE-GAME HIGHS

» Rushes - 21 vs. Oregon
» Rushing Yards – 103 vs. Fresno State
» Rushing Touchdowns – 2 vs. Fresno State



#25 NATE GERRY • Sr. • S

 SIOUX FALLS, S.D.
WASHINGTON HS

CAREER STATS

Year	G/S	Tackles					Fum.		PBU	INT	QB Hry.
		UT	AT	TT	TFL	Sacks	C-R	BK			
2013	13/3	18	14	32	2-3	0.0-0	0-0	0	0	0	1
2014	13/13	49	39	88	7-9	0.5-2	2-1	0	4	5	3
2015	13/13	49	30	79	3-12	1.0-9	1-0	0	7	4	0
2016	2/2	8	8	16	3-3	0.0-0	0-0	0	2	2	0
Totals	41/31	124	91	215	15-27	1.5-11	3-1	0	13	11	4

CAREER HONORS

- » 2015, 2016 Team Captain
- » Third-Team All-Big Ten (Media, 2015)
- » 2015 Lott Trophy Watch List
- » Second-Team All-Big Ten (Media, 2014)
- » Honorable-Mention All-Big Ten (Coaches, 2014, 2015)
- » Big Ten Defensive Player of the Week (Iowa, 2014; Wyoming, 2016)
- » Nebraska Defensive Co-MVP (2014)
- » Honorable-Mention Big Ten All-Freshman Team (BTN, 2013)
- » Brook Berringer Citizenship Team (2016)
- » Tom Osborne Citizenship Team (2016)

2016 GAME-BY-GAME

Opponent	--Tackles--	TFL-Yds	--Sacks--	FF-FR-Yds	Int-Yds	PBU	QBH
	UT-AT-TT		No-Yds				
Fresno State	-- Did Not Play --						
Wyoming	4-3-7	1-1	0.0-0	0-0-0	2-8	1	0
Oregon	4-5-9	2-2	0.0-0	0-0-0	0-0	1	0
at Northwestern							
Illinois							
at Indiana							
Purdue							
at Wisconsin							
at Ohio State							
Minnesota							
Maryland							
at Iowa							
Totals	8-8-16	3-3	0.0-0	0-0-0	2-8	2	0

2016 SEASON NOTES

- » Intercepted a pair of passes in the fourth quarter against Wyoming, marking his 10th and 11th career interceptions, tying him for fourth place on the NU career chart.
- » Topped 200 career total tackles against Wyoming. Had 215 career stops, the fifth Husker defensive back to record 200 career tackles.

CAREER SINGLE-GAME HIGHS

- » Tackles – 15 at Iowa (2014)
- » Tackles for Loss – 4 at Purdue (2013)
- » Pass Breakups – 2, four times
- » Interceptions – 2 vs. Wyoming (2016)
- » Long Interception Return – 54 vs. Illinois (2014)

2016 SINGLE-GAME HIGHS

- » Tackles - 9 vs. Oregon
- » Tackles for Loss – 2 vs. Oregon
- » Pass Breakups – 1 vs. Wyoming, vs. Oregon
- » Interceptions – 2 vs. Wyoming



#24 AARON WILLIAMS • So. • S

 ATLANTA, GA.
CARVER HS

CAREER STATS

Year	G/S	Tackles					Fum.		PBU	INT	QB Hry.
		UT	AT	TT	TFL	Sacks	C-R	BK			
2015	13/3	17	7	24	3-9	0.0-0	0-0	0	0	0	0
2016	3/2	3	6	9	1-1	0.0-0	0-0	0	2	1	0
Totals	16/5	20	13	33	4-10	0.0-0	0-0	0	2	1	0

CAREER HONORS

- » Nebraska Scholar-Athlete Honor Roll (Spring, 2015)

2016 SEASON NOTES

- » Had his first career interception against Wyoming.

CAREER SINGLE-GAME HIGHS

- » Tackles - 7 at Purdue
- » Tackles for Loss – 1, four times
- » Pass Breakups – 1 vs. Fresno State, vs. Wyoming (2016)
- » Interceptions – 1 vs. Wyoming (2016)

2016 SINGLE-GAME HIGHS

- » Tackles - 5 vs. Fresno State
- » Tackles for Loss – 1 vs. Fresno State
- » Pass Breakups – 1 vs. Fresno State, vs. Wyoming
- » Interceptions – 1 vs. Wyoming



#26 KIERON WILLIAMS • Jr. • S

 SHREVEPORT, LA.
AIR FORCE PREP/C.E. BYRD HS

CAREER STATS

Year	G/S	Tackles					Fum.		PBU	INT	QB Hry.
		UT	AT	TT	TFL	Sacks	C-R	BK			
2014	13/0	4	5	9	1-1	0.0-0	0-0	3	0	0	0
2015	13/0	5	2	7	0-0	0.0-0	0-0	0	0	0	0
2016	3/3	13	9	22	1-0	0.0-0	0-0	0	1	2	0
Totals	29/3	22	16	38	2-1	0.0-0	0-0	3	1	2	0

CAREER HONORS

- » Brook Berringer Citizenship Team (2015, 2016)
- » Tom Osborne Citizenship Team (2015, 2016)

2016 SEASON NOTES

- » Had a career-high 10 tackles and his first career interception against Fresno State. Previous high in tackles was two, and he entered the game with 16 career tackles.
- » Had a 23-yard interception return for a touchdown against Wyoming. It marked the second straight week Williams had an interception and was Nebraska's first INT for a touchdown since Joshua Kalu had a 41-yard pick-six at Minnesota in 2015.

CAREER SINGLE-GAME HIGHS

- » Tackles - 10 vs. Fresno State (2016)
- » Tackles for Loss – 1, vs. Illinois (2014), vs. Fresno State (2016)
- » Pass Breakups – 1 vs. Oregon
- » Interceptions – 1 vs. Fresno State (2016), vs. Wyoming (2016)

2016 SINGLE-GAME HIGHS

- » Tackles - 10 vs. Fresno State
- » Tackles for Loss – 1 vs. Fresno State
- » Pass Breakups – 1 vs. Oregon
- » Interceptions – 1 vs. Fresno State, vs. Wyoming

2016 GAME-BY-GAME

Opponent	Tackles		Sacks		FF-FR-Yds	Int-Yds	PBU	QBH
	UT-AT-TT	TFL-Yds	No-Yds	FF-FR-Yds				
Fresno State	6-4-10	1-0	0.0-0	0-0-0	1-8	0	0	
Wyoming	4-1-5	0-0	0.0-0	0-0-0	1-23	0	0	
Oregon	3-4-7	0-0	0.0-0	0-0-0	0	1	0	
at Northwestern								
Illinois								
at Indiana								
Purdue								
at Wisconsin								
at Ohio State								
Minnesota								
Maryland								
at Iowa								
Totals	13-9-22	1-0	0.0-0	0-0-0	2-31	1	0	

#34 **DREW BROWN • Jr. • PK**SOUTHLAKE, TEXAS
SOUTHLAKE CARROLL HS**CAREER STATS**

Year	G/S	PAT	FG	Pct.	TP	PPG	0-19	20-29	30-39	40-49	50+	Lg
2014	13/13	59/59	14/21	66.7	101	7.8	1-1	4-5	7-8	2-6	0-1	44
2015	13/13	45/47	21/27	77.8	107	8.2	0-0	6-7	2-3	12-14	1-3	50
2016	3/3	16/16	1/1	100.0	19	6.3	0-0	1-1	0-0	0-0	0-0	29
Totals	29/29	120/122	36/49	73.9	227	7.8	1-1	11-13	9-11	14-20	1-4	50

2016 GAME-BY-GAME

Opponent	XP-ATT	FG-ATT	Lg	Blk	Pts
Fresno State	4-4	0-0	0	0	4
Wyoming	7-7	1-1	29	0	10
Oregon	5-5	0-0	0	0	5
at Northwestern					
Illinois					
at Indiana					
Purdue					
at Wisconsin					
at Ohio State					
Minnesota					
Maryland					
at Iowa					
Totals	16-16	1-1	29	0	19

CAREER HONORS

- » Second-Team All-Big Ten (Media, AP, 2015)
- » Honorable-Mention All-Big Ten (Coaches, 2015)
- » Two-Time Nebraska Scholar-Athlete Honor Roll
- » Brook Berringer Citizenship Team (2015, 2016)
- » Tom Osborne Citizenship Team (2015, 2016)

CAREER SINGLE-GAME HIGHS


- » FGs – 5 vs. Southern Miss (2015)
- » Long FG – 50 vs. Southern Miss (2015)
- » PATs – 7 at Fresno State (2014), vs. Wyoming (2016)

2016 SINGLE-GAME HIGHS

- » FGs – 1 vs. Wyoming
- » Long FG – 29 vs. Wyoming
- » PATs – 7 vs. Wyoming

2016 SEASON NOTES

- » Was 1-of-1 on field goals against Wyoming, extending his streak of consecutive field goals made to 12. His streak is tied for the third-longest in school history.
- » Has 227 career points, rankings 10th all-time at Nebraska.

#34 **TERRELL NEWBY • Sr. • IB**LOS ANGELES, CALIF.
CHAMINADE HS**CAREER STATS**

Year	G/S	Att.	Gain	Loss	Net	Y/A	Y/G	Long	TDs
2013	13/0	54	302	4	298	5.5	24.8	23 at Purdue	2
2014	13/0	67	302	5	297	4.4	22.8	43 vs. Florida Atlantic	5
2015	13/8	147	786	21	765	5.2	58.8	69 at Minnesota	5
2016	3/2	22	118	0	118	5.7	39.3	12 vs. Fresno State	0
Totals	42/10	300	1,508	30	1,482	4.9	35.3	69 at Minnesota	12

CAREER HONORS

- » Big Ten Player of the Week (vs. South Alabama, 2015)
- » Brook Berringer Citizenship Team (2015)
- » Tom Osborne Citizenship Team (2015)

2016 SEASON NOTES

»

CAREER SINGLE-GAME HIGHS

- » Rushes – 28 vs. South Alabama (2015)
- » Rushing Yards – 198 vs. South Alabama (2015)
- » Rushing Touchdowns – 2, four times

2016 SINGLE-GAME HIGHS

- » Rushes – 11 vs. Fresno State
- » Rushing Yards – 56 vs. Fresno State
- » Rushing Touchdowns – 0

2016 GAME-BY-GAME

Opponent	----- Rushing -----				----- Receiving -----			
	No.	Yds	TD	Lg	No.	Yds	TD	Lg
Fresno State	11	56	0	12	0	0	0	0
Wyoming	4	20	0	7	4	27	0	11
Oregon	7	42	0	19	0	0	0	0
at Northwestern								
Illinois								
at Indiana								
Purdue								
at Wisconsin								
at Ohio State								
Minnesota								
Maryland								
at Iowa								
Totals	22	118	0	19	4	27	0	11



#35 CALEB LIGHTBOURN • Fr. • P

WASHOUGAL, WASH.
CAMAS HS

CAREER STATS

Year	G/S	No.	Yds.	Avg.	Long	TB	I20	Blk.
2016	3/3	12	475	39.6	58	0	4	1
Totals	3/3	12	475	39.6	58	0	4	1

2016 GAME-BY-GAME

Opponent	No.	Yds	Avg	Lg	Blkd	TB	I20
Fresno State	4	145	36.2	43	1	0	0
Wyoming	3	94	31.3	44	0	0	1
Oregon	5	236	47.2	58	0	0	3
at Northwestern							
Illinois							
at Indiana							
Purdue							
at Wisconsin							
at Ohio State							
Minnesota							
Maryland							
at Iowa							
Totals	12	475	39.6	58	1	0	4

CAREER HONORS

» Big Ten Freshman of the Week (Oregon, 2015)

2016 SEASON NOTES

» Averaged 47.2 yards on five punts against Oregon. Pinned the Ducks inside their 20 three times, including inside their five-yard line once.

2016 SINGLE-GAME HIGHS

» Long Punt – 44 vs. Wyoming
» Single-Game Average – 36.2 vs. Fresno State
» Punts Downed Inside Opponent 20 – 1 vs. Wyoming


#41 LUKE MCNITT • RFr. • FB

KEARNEY, NEB.
NEBRASKA-KEARNEY/KEARNEY HS

CAREER STATS

Year	G/S	Att.	Gain	Loss	Net	Y/A	Y/G	Long	TDs
2014									
			Redshirt						
2015	5/0	0	0	0	0	0	0	0	0
2016	3/1	0	0	0	0	0	0	0	0
Totals	8/1	0	0	0	0	0	0	0	0

CAREER HONORS


» Academic All-Big Ten (2015)

2016 SEASON NOTES

» Made first career start against Oregon

2016 SINGLE-GAME HIGHS

» Rushes – 0
» Rushing Yards – 0
» Rushing Touchdowns – 0
» Rushing Touchdowns – 0

» Single Game High Tackles – 2 vs. Fresno State
» Season Total Tackles – 4


#44 MICK STOLTENBERG • So. • DL

GRETNA, NEB.
GRETNA HS

CAREER STATS

Year	G/S	UT	AT	TT	TFL	Sacks	Fum. C-R	BK	PBU	INT	QB Hry.
2014											
2015	9/0	2	0	2	1-6	1.0-6	0-1	0	0	0	0
2016	2/1	1	2	3	0-0	0.0-0	0-0	0	0	0	0
Totals	11/1	3	2	5	1-6	1.0-6	0-1	0	0	0	0

CAREER HONORS

» Three-Time Nebraska Scholar-Athlete Honor Roll

2016 SEASON NOTES

»

CAREER SINGLE-GAME HIGHS


» Tackles – 2 vs. Fresno State (2016)
» Tackles for Loss – 1 vs. South Alabama (2015)
» Sacks – 1 vs. South Alabama (2015)

2016 SINGLE-GAME HIGHS

» Tackles – 2 vs. Fresno State
» Tackles for Loss – 0
» Sacks – 0

2016 GAME-BY-GAME

Opponent	--Tackles-- UT-AT-TT	TFL-Yds	-Sacks- No-Yds	FF-FR-Yds	Int-Yds	PBU	QBH
Fresno State	1-1-2	0-0	0.0-0	0-0-0	0-0	0	0
Wyoming	-- Did Not Play Due to Injury--						
Oregon	0-1-1	0-0	0.0-0	0-0-0	0-0	0	0
at Northwestern							
Illinois							
at Indiana							
Purdue							
at Wisconsin							
at Ohio State							
Minnesota							
Maryland							
at Iowa							
Totals	1-1-3	0-0	0.0-0	0-0-0	0-0	0	0



#49 CHRIS WEBER • Jr. • LB

ELKHORN, NEB.
ELKHORN HS

CAREER STATS

Year	G/S	Tackles					Fum.		PBU	INT	QB Hry.
		UT	AT	TT	TFL	Sacks	C-R	BK			
2013		Reshirt									
2014	13/0	3	3	6	0-0	0.0-0	0-0	0	0	0	0
2015	10/4	19	30	49	5-10	0.0-0	0-1	0	2	0	2
2016	3/0	2	4	6	0-0	0.0-0	0-0	0	0	0	0
Totals	26/4	24	37	61	5-10	0.0-0	0-1	0	2	0	2

CAREER HONORS

- » Big Ten Distinguished Scholar (2015)
- » CoSIDA Academic All-District VII (2015)
- » Academic All-Big Ten (2014, 2015)
- » Nebraska Walk-On of the Year (2015)
- » Six-Time Nebraska Scholar-Athlete Honor Roll
- » Brook Berringer Citizenship Team (2014, 2015, 2016)
- » Tom Osborne Citizenship Team (2014, 2015, 2016)

2016 GAME-BY-GAME

Opponent	Tackles		Sacks		FF-FR-Yds	Int-Yds	PBU	QBH
	UT	AT	No	Yds				
Fresno State	1-2-3		0-0	0.0-0	0-0-0	0-0	0	0
Wyoming	1-2-3		0-0	0.0-0	0-0-0	0-0	0	0
Oregon	0-0-0		0-0	0.0-0	0-0-0	0-0	0	0
at Northwestern								
Illinois								
at Indiana								
Purdue								
at Wisconsin								
at Ohio State								
Minnesota								
Maryland								
at Iowa								
Totals	2-4-6		0-0	0.0-0	0-0-0	0-0	0	0

2016 SEASON NOTES

»

CAREER SINGLE-GAME HIGHS

- » Tackles - 17 at Illinois (2015)
- » Tackles for Loss - 3 at Illinois (2015)
- » Sacks - 0

2016 SINGLE-GAME HIGHS

- » Tackles - 3 vs. Fresno State, vs. Wyoming
- » Tackles for Loss - 0
- » Sacks - 0



#52 JOSH BANDERAS • Sr. • LB

LINCOLN, NEB.
SOUTHWEST HS

CAREER STATS

Year	G/S	Tackles					Fum.		PBU	INT	QB Hry.
		UT	AT	TT	TFL	Sacks	C-R	BK			
2013	13/4	12	16	28	3-9	2.0-8	0-0	0	1	0	1
2014	12/6	19	31	50	2-5	0.0-0	0-0	0	0	0	1
2015	9/9	34	27	61	7-10	0.0-0	0-0	0	2	0	1
2016	3/3	5	9	14	1-1	0.0-0	0-0	0	0	0	1
Totals	37/22	70	83	153	13-25	2.0-8	0-0	0	3	0	4

CAREER HONORS

- » 2016 Team Captain
- » True Freshman All-American (247 Sports, 2013)
- » Honorable-Mention Big Ten All-Freshman Team (BTN, 2013)
- » Four-Time Nebraska Scholar-Athlete Honor Roll
- » Nebraska Student-Athlete HERO Leadership Award (2016)
- » Brook Berringer Citizenship Team (2014, 2016)
- » Tom Osborne Citizenship Team (2014, 2016)

2016 GAME-BY-GAME

Opponent	Tackles		Sacks		FF-FR-Yds	Int-Yds	PBU	QBH
	UT	AT	No	Yds				
Fresno State	1-1-2		0-0	0.0-0	0-0-0	0-0	0	0
Wyoming	2-5-7		0-0	0.0-0	0-0-0	0-0	0	1
Oregon	2-3-5		1-1	0.0-0	0-0-0	0-0	0	0
at Northwestern								
Illinois								
at Indiana								
Purdue								
at Wisconsin								
at Ohio State								
Minnesota								
Maryland								
at Iowa								
Totals	5-9-14		1-1	0.0-0	0-0-0	0-0	0	1

2016 SEASON NOTES

»

CAREER SINGLE-GAME HIGHS

- » Tackles - 14 vs. USC (2014 Holiday Bowl)
- » Tackles for Loss - 2, three times
- » Sacks - 1.0, twice

2016 SINGLE-GAME HIGHS

- » Tackles - 7 vs. Wyoming
- » Tackles for Loss - 1 vs. Oregon
- » Sacks - 0



#55 KEVIN MAURICE • Sr. • DT

ORLANDO, FLA.
FREEDOM HS

CAREER STATS

	(-----Tackles-----)						Fum.						QB
Year	G/S	UT	AT	TT	TFL	Sacks	C-R	BK	PBU	INT	Hry.		
2013	6/0	1	2	3	0-0	0.0-0	0-0	0	0	0	0	0	
2014	10/0	2	6	8	1-5	0.5-5	0-0	0	0	0	0	1	
2015	10/1	10	11	21	3-16	1.0-11	2-0	0	0	0	0	1	
2016	3/3	0	4	4	0-0	0.0-0	0-0	0	0	0	0	0	
Totals	29/4	13	23	36	4-21	1.5-16	2-0	0	0	0	0	2	

CAREER HONORS

- » Nebraska Scholar-Athlete Honor Roll (Fall, 2013; Spring 2015)
- » Brook Berringer Citizenship Team (2014, 2015)
- » Tom Osborne Citizenship Team (2014, 2015)

2016 SEASON NOTES

»

CAREER SINGLE-GAME HIGHS

- » Tackles - 8 at Illinois (2015)
- » Tackles for Loss - 1, four times
- » Sacks - 1 vs. South Alabama (2015)

2016 SINGLE-GAME HIGHS

- » Tackles - 2 vs. Fresno State
- » Tackles for Loss - 0
- » Sacks - 0

2016 GAME-BY-GAME

Opponent	--Tackles--		--Sacks--				PBU	QBH
	UT	AT	TFL	No-Yds	FF-FR-Yds	Int-Yds		
Fresno State	0-2	2	0-0	0.0-0	0-0-0	0-0	0	0
Wyoming	0-1	1	0-0	0.0-0	0-0-0	0-0	0	0
Oregon	0-1	1	0-0	0.0-0	0-0-0	0-0	0	0
at Northwestern								
Illinois								
at Indiana								
Purdue								
at Wisconsin								
at Ohio State								
Minnesota								
Maryland								
at Iowa								
Totals	0-4	4	0-0	0.0-0	0-0-0	0-0	0	0



#63 TANNER FARMER • So. • OG

HIGHLAND, ILL.
HIGHLAND HS

CAREER STATS

- » Games Played - 3 (3 in 2016)
- » Games Started - 3 (3 in 2016)

CAREER HONORS

- » Brook Berringer Citizenship Team (2016)
- » Tom Osborne Citizenship Team (2016)

2016 SEASON NOTES

- » Helped the Huskers rack up 550 yards of total offense against Wyoming.



#66 DYLAN UTTER • Sr. • C

PAPILLION, NEB.
PAPILLION-LA VISTA HS

CAREER STATS

- » Games Played - 22 (6 in 2014; 13 in 2015; 3 in 2016)
- » Games Started - 17 (1 in 2014; 13 in 2015; 3 in 2016)

CAREER HONORS

- » 2016 Team Captain
- » Academic All-Big Ten (2015)
- » Three-Time Nebraska Scholar-Athlete Honor Roll
- » Brook Berringer Citizenship Team (2016)
- » Tom Osborne Citizenship Team (2016)

2016 SEASON NOTES

- » Helped the Huskers rack up 550 yards of total offense against Wyoming.



#68 NICK GATES • So. • OT

LAS VEGAS, NEV.
BISHOP GORMAN HS

CAREER STATS

- » Games Played - 13 (10 in 2015; 3 in 2016)
- » Games Started - 13 (10 in 2015; 3 in 2016)

CAREER HONORS

- » Big Ten All-Freshman Team (BTN.com, ESPN.com)
- » BTN All-Bowl Team (2015)
- » Nebraska Scholar-Athlete Honor Roll (Fall 2015)
- » Brook Berringer Citizenship Team (2016)
- » Tom Osborne Citizenship Team (2016)

2016 SEASON NOTES

- » Named Profootball.com's top run-blocking offensive lineman in the country during Week 1.
- » Helped the Huskers rack up 550 yards of total offense against Wyoming.



#73 SAM HAHN • Sr. • OG

DEWITT, NEB.
NORTH DAKOTA STATE/TRI-COUNTY HS

CAREER STATS

- » Games Played - 7 (1 in 2014; 3 in 2015; 3 in 2016)
- » Games Started - 3 (3 in 2016)

CAREER HONORS

- » Five-Time Nebraska Scholar-Athlete Honor Roll
- » Brook Berringer Citizenship Team (2016)
- » Tom Osborne Citizenship Team (2016)

2016 SEASON NOTES

- » Helped the Huskers rack up 550 yards of total offense against Wyoming.

#77 **DAVID KNEVEL • Sr. • OT**BRANTFORD, ONTARIO, CANADA
PAULINE JOHNSON COLLEGIATE**CAREER STATS**

- » Games Played - 16 (4 in 2014; 9 in 2015; 3 in 2016)
- » Games Started - 3 (3 in 2016)

CAREER HONORS

- » Nebraska Scholar-Athlete Honor Roll (Fall 2014; Spring 2016)
- » Brook Berringer Citizenship Team (2014, 2015, 2016)
- » Tom Osborne Citizenship Team (2014, 2015, 2016)

2016 SEASON NOTES

- » Helped the Huskers rack up 550 yards of total offense against Wyoming.

#82 **ALONZO MOORE • Sr. • WR**WINNFELD, LA.
WINNFELD SENIOR HS**CAREER STATS**

Year	G/S	No.	Yds.	Y/R	Y/G	Long	TDs
2012							
		Redshirt					
2013	10/2	6	75	12.5	7.5	19 vs. S. Dakota St.	0
2014	11/7	10	136	13.6	12.4	43 at Michigan State	0
2015	12/5	24	395	16.6	32.9	44 at Rutgers	6
2016	3/2	9	238	26.4	79.3	63 vs. Wyoming	2
Totals	36/16	49	844	17.2	23.4	63 vs. Wyoming	8

CAREER HONORS

- » Nebraska Scholar-Athlete Honor Roll (Fall, 2012)
- » Brook Berringer Citizenship Team (2016)
- » Tom Osborne Citizenship Team (2016)

2016 GAME-BY-GAME

Opponent	Rec.	Yds	TD	Lg
Fresno State	3	92	1	57
Wyoming	3	109	1	63
Oregon	3	37	0	20
at Northwestern				
Illinois				
at Indiana				
Purdue				
at Wisconsin				
at Ohio State				
Minnesota				
Maryland				
at Iowa				
Totals	9	238	2	63

CAREER SINGLE-GAME HIGHS

- » Receptions - 5 vs. South Alabama (2015)
- » Receiving Yards - 109 vs. Wyoming (2016)
- » Touchdowns - 1, eight times

2015 SINGLE-GAME HIGHS

- » Receptions - 3 vs. Fresno State, Wyoming, Oregon
- » Receiving Yards - 109 vs. Wyoming
- » Touchdowns - 1 vs. Fresno State, vs. Wyoming

2016 SEASON NOTES

- » Had a 57-yard touchdown reception on the first play of the fourth quarter against Fresno State, marking the then longest reception of his career. Finished with a team-high three catches for a then-career-high 92 receiving yards. Also had a career-long 24-yard rush and had two carries for 34 yards.
- » Had a career day for the second straight week with three receptions for 109 yards, including a 63-yard touchdown reception, against Wyoming. Moore's yardage total was a career high, bettering his 92 yards against Fresno State. His 63-yard second-quarter touchdown was the longest of his career, passing his 57-yard touchdown catch against Fresno State.

#84 **SAM COTTON • Sr. • TE**LINCOLN, NEB.
SOUTHEAST HS**CAREER STATS**

Year	G/S	No.	Yds.	Y/R	Y/G	Long	TDs
2012							
		Redshirt					
2013	10/1	3	22	7.3	2.2	17 vs. Illinois	1
2014	13/4	3	41	13.7	3.2	23 vs. Rutgers	2
2015	13/7	3	35	11.7	2.9	13 vs. Southern Miss	0
2016	3/2	0	0	0.0	0.0	0	0
Totals	39/14	9	98	10.9	2.5	23 vs. Rutgers	3

CAREER HONORS

- » Academic All-Big Ten (2013, 2014, 2015)
- » Four-Time Nebraska Scholar-Athlete Honor Roll
- » Brook Berringer Citizenship Team (2014, 2016)
- » Tom Osborne Citizenship Team (2014, 2016)

2016 SEASON NOTES

- »

CAREER SINGLE-GAME HIGHS

- » Receptions - 1, nine times
- » Receiving Yards - 23 vs. Rutgers (2014)
- » Touchdowns - 1, three times

2016 SINGLE-GAME HIGHS

- » Receptions - 0
- » Receiving Yards - 0
- » Touchdowns - 0



#87 BRANDON REILLY • Sr. • WR

 LINCOLN, NEB.
SOUTHWEST HS

CAREER STATS

Year	G/S	No.	Yds.	Y/R	Y/G	Long	TDs
2012							
2013	10/0	3	24	8.0	2.4	10 at Penn State	0
2014	7/1	6	85	14.2	12.1	35 at Iowa	0
2015	13/6	40	754	18.9	58.0	52 at Purdue	4
2016	1/1	2	52	26.0	52.0	38 vs. Wyoming	0
Totals	31/8	51	915	17.9	28.6	52 at Purdue	4

CAREER HONORS

- » Academic All-Big Ten (2013, 2014, 2015)
- » Seven-Time Nebraska Scholar-Athlete Honor Roll

2016 GAME-BY-GAME

Opponent	Rec.	Yds	TD	Lg
Fresno State	--	Did Not Play --		
Wyoming	2	52	0	38
Oregon	--	Did Not Play Due to Injury --		
at Northwestern				
Illinois				
at Indiana				
Purdue				
at Wisconsin				
at Ohio State				
Minnesota				
Maryland				
at Iowa				
Totals	2	52	0	38

CAREER SINGLE-GAME HIGHS


- » Receptions – 5, three times
- » Receiving Yards – 112 vs. Southern Miss (2015)
- » Touchdowns – 1, four times

2016 SINGLE-GAME HIGHS

- » Receptions - 2 vs. Wyoming
- » Receiving Yards – 52 vs. Wyoming
- » Touchdowns – 0

2016 SEASON NOTES

»



#88 ROSS DZURIS • Sr. • DE

 PLATTSMOUTH, NEB.
PLATTSMOUTH HS

CAREER STATS

Year	G/S	Tackles-----				Fum.	C-R	BK	PBU	INT	QB Hry.
		UT	AT	TT	TFL	Sacks					
2012											
2013											
2014											
2015	13/4	14	10	24	9-19	2.5-10	0-0	0	0	0	5
2016	3/3	7	6	13	6-16	3.5-12	0-1	0	0	0	1
Totals	6/7	21	16	37	15-35	6.5-22	0-1	0	0	0	6

CAREER HONORS

- » Nebraska Most Improved Player (2015)
- » Three-Time Nebraska Scholar-Athlete Honor Roll

2016 SEASON NOTES

- » Career-high two sacks and a career-high three TFLs against Fresno State, Had 2.5 sacks as a junior in 2015.
- » Recovered first career fumble against Wyoming, returned it to the one-yard line, setting up a touchdown on the next play.
- » Matched a career high with five tackles against Oregon.

2016 GAME-BY-GAME

Opponent	--Tackles--	TFL-Yds	-Sacks-	FF-FR-Yds	Int-Yds	PBU	QBH
	UT-AT-TT		No-Yds				
Fresno State	3-1-4	3-6	2.0-4	0-0-0	0-0	0	0
Wyoming	1-3-4	2-5	0.5-3	0-1-9	0-0	0	1
Oregon	3-2-5	1-5	1.0-5	0-0-0	0-0	0	0
at Northwestern							
Illinois							
at Indiana							
Purdue							
at Wisconsin							
at Ohio State							
Minnesota							
Maryland							
at Iowa							
Totals	7-6-13	6-16	3.5-12	0-1-9	0-0	0	1

CAREER SINGLE-GAME HIGHS

- » Tackles - 5 at Purdue (2015), vs. Oregon (2016)
- » Tackles for Loss – 3 vs. Fresno State (2016)
- » Sacks – 2.0 vs. Fresno State (2016)

2016 SINGLE-GAME HIGHS

- » Tackles - 5 vs. Oregon
- » Tackles for Loss – 3 vs. Fresno State
- » Sacks – 2.0 vs. Fresno State



#91 FREEDOM AKINMOLADUN • So. • DE

 GRANDVIEW, MO.
GRANDVIEW HS

CAREER STATS

Year	G/S	Tackles-----				Fum.	C-R	BK	PBU	INT	QB Hry.
		UT	AT	TT	TFL	Sacks					
2014											
2015	11/4	11	10	21	7-45	4.5-36	0-0	0	0	0	4
2016	3/3	4	3	7	0-0	0.0-0	1-0	0	0	0	2
Totals	14/7	15	13	28	7-45	4.5-36	1-0	0	0	0	6

CAREER HONORS

- » Academic All-Big Ten (2015)
- » Big Ten All-Freshman Team (BTN.com, ESPN.com)
- » Two-Time Nebraska Scholar-Athlete Honor Roll
- » Nebraska Student-Athlete HERO Leadership Award (2015, 2016)
- » Brook Berringer Citizenship Team (2015, 2016)
- » Tom Osborne Citizenship Team (2015, 2016)

2016 GAME-BY-GAME

Opponent	--Tackles--	TFL-Yds	-Sacks-	FF-FR-Yds	Int-Yds	PBU	QBH
	UT-AT-TT		No-Yds				
Fresno State	0-1-1	0-0	0.0-0	0-0-0	0-0	0	0
Wyoming	0-1-1	0-0	0.0-0	0-0-0	0-0	0	2
Oregon	4-1-5	0-0	0.0-0	1-0-0	0-0	0	0
at Northwestern							
Illinois							
at Indiana							
Purdue							
at Wisconsin							
at Ohio State							
Minnesota							
Maryland							
at Iowa							
Totals	4-3-7	0-0	0.0-0	1-0-0	0-0	0	2

2016 SEASON NOTES

»

CAREER SINGLE-GAME HIGHS

- » Tackles - 6 at Miami
- » Tackles for Loss – 2 vs. South Alabama (2015), vs. Southern Miss (2015)
- » Sacks – 2.0 vs. Southern Miss (2015)

2016 SINGLE-GAME HIGHS

- » Tackles - 5 vs. Oregon
- » Tackles for Loss – 0
- » Sacks – 0

#94 **KHALIL DAVIS • RFr. • DL**BLUE SPRINGS, MO.
BLUE SPRINGS HS**CAREER STATS**

		(------Tackles-----)					Fum.			QB	
Year	G/S	UT	AT	TT	TFL	Sacks	C-R	BK	PBU	INT	Hry.
2015		Reshirt									
2016	3/0	2	1	3	2-4	0.0-0	0-0	0	0	0	0
Totals	3/0	2	1	3	2-4	0.0-0	0-0	0	0	0	0

CAREER HONORS

- » Brook Berringer Citizenship Team (2016)
- » Tom Osborne Citizenship Team (2016)

2016 SEASON NOTES

- » Pair of TFLs for four yards vs. Wyoming.

2016 SINGLE-GAME HIGHS

- » Tackles - 2 vs. Wyoming
- » Tackles for Loss - 2 vs. Wyoming
- » Sacks - 0

2016 GAME-BY-GAME

	--Tackles--		-Sacks-				
Opponent	UT-AT-TT	TFL-Yds	No-Yds	FF-FR-Yds	Int-Yds	PBU	QBH
Fresno State	0-1-1	0-0	0.0-0	0-0-0	0-0	0	0
Wyoming	2-0-2	2-4	0.0-0	0-0-0	0-0	0	0
Oregon	0-0-0	0-0	0.0-0	0-0-0	0-0	0	0
at Northwestern							
Illinois							
at Indiana							
Purdue							
at Wisconsin							
at Ohio State							
Minnesota							
Maryland							
at Iowa							
Totals	2-1-3	2-4	0.0-0	0-0-0	0-0	0	0

#96 **CARLOS DAVIS • RFr. • DL**BLUE SPRINGS, MO.
BLUE SPRINGS HS**CAREER STATS**

		(------Tackles-----)					Fum.			QB	
Year	G/S	UT	AT	TT	TFL	Sacks	C-R	BK	PBU	INT	Hry.
2015		Reshirt									
2016	3/2	2	4	6	0-0	0.0-0	0-0	0	0	0	0
Totals	3/2	2	4	6	0-0	0.0-0	0-0	0	0	0	0

CAREER HONORS

- » Brook Berringer Citizenship Team (2016)
- » Tom Osborne Citizenship Team (2016)

2016 SEASON NOTES

- » Made first career start against Wyoming and finished tied for third on the team with five tackles.

2016 SINGLE-GAME HIGHS

- » Tackles - 5 vs. Wyoming
- » Tackles for Loss - 0
- » Sacks - 0

2016 GAME-BY-GAME

	--Tackles--		-Sacks-				
Opponent	UT-AT-TT	TFL-Yds	No-Yds	FF-FR-Yds	Int-Yds	PBU	QBH
Fresno State	0-1-1	0-0	0.0-0	0-0-0	0-0	0	0
Wyoming	2-3-5	0-0	0.0-0	0-0-0	0-0	0	0
Oregon	0-0-0	0-0	0.0-0	0-0-0	0-0	0	0
at Northwestern							
Illinois							
at Indiana							
Purdue							
at Wisconsin							
at Ohio State							
Minnesota							
Maryland							
at Iowa							
Totals	2-4-6	0-0	0.0-0	0-0-0	0-0	0	0

2016 Nebraska Schedule and Results

DATE	OPPONENT	RESULT	SCORE	RECORD	CONFERENCE	TIME	ATTEND
Sept. 3	Fresno State	W	43-10	1-0	0-0	3:26	90,013
Sept. 10	Wyoming	W	51-17	2-0	0-0	3:25	89,895
Sept. 17	No. 22 Oregon	W	35-32	3-0	0-0	3:37	90,414
* Big Ten conference game							

Team Statistics

TEAM STATISTICS	NU	OPP				
SCORING	130	59				
Points Per Game	43.3	19.7				
Points Off Turnovers	35	6				
FIRST DOWNS	71	53				
Rushing	32	21				
Passing	31	25				
Penalty	8	7				
RUSHING YARDAGE	658	498				
Yards gained rushing	724	566				
Yards lost rushing	66	68				
Rushing Attempts	141	104				
Average Per Rush	4.7	4.8				
Average Per Game	219.3	166.0				
TDs Rushing	9	6				
PASSING YARDAGE	726	578				
Comp-Att-Int	44-83-1	54-98-7				
Average Per Pass	8.7	5.9				
Average Per Catch	16.5	10.7				
Average Per Game	242.0	192.7				
TDs Passing	8	2				
TOTAL OFFENSE	1384	1076				
Total Plays	224	202				
Average Per Play	6.2	5.3				
Average Per Game	461.3	358.7				
KICK RETURNS: #-Yards	6-158	11-212				
PUNT RETURNS: #-Yards	3-42	4-47				
INT RETURNS: #-Yards	7-70	1-13				
KICK RETURN AVERAGE	26.3	19.3				
PUNT RETURN AVERAGE	14.0	11.8				
INT RETURN AVERAGE	10.0	13.0				
FUMBLES-LOST	8-1	3-1				
PENALTIES-Yards	21-228	24-197				
Average Per Game	76.0	65.7				
PUNTS-Yards	13-475	15-561				
Average Per Punt	36.5	37.4				
Net punt average	32.9	33.3				
KICKOFFS-Yards	22-1403	12-783				
Average Per Kick	63.8	65.2				
Net kick average	41.6	39.6				
TIME OF POSSESSION/Game	33:22	26:38				
3RD-DOWN Conversions	18/38	12/39				
3rd-Down Pct	47%	31%				
4TH-DOWN Conversions	3/6	4/7				
4th-Down Pct	50%	57%				
SACKS BY-Yards	6-33	3-23				
MISC YARDS	0	0				
TOUCHDOWNS SCORED	18	8				
FIELD GOALS-ATTEMPTS	1-1	2-5				
ON-SIDE KICKS	0-0	0-0				
RED-ZONE SCORES	(11-14) 79%	(7-9) 78%				
RED-ZONE TOUCHDOWNS	(10-14) 71%	(5-9) 56%				
PAT-ATTEMPTS	(17-17) 100%	(3-3) 100%				
ATTENDANCE	270322	0				
Games/Avg Per Game	3/90107	0/0				
Neutral Site Games		0/0				
SCORE BY QUARTERS	1ST	2ND	3RD	4TH	OT	TOTAL
Nebraska	21	24	28	57		130
Opponents	8	29	16	6		59

2016 Nebraska Individual Statistics

RUSHING	GP-GS	ATT	GAIN	LOSS	NET	AVG	TD	LONG	AVG/G
Ozigbo, Devine	3-1	53	250	8	242	4.6	4	17	80.7
Armstrong Jr., Tommy	3-3	39	185	36	149	3.8	4	34	49.7
Newby, Terrell	3-2	22	118	0	118	5.4	0	19	39.3
Bryant, Tre	3-0	13	77	3	74	5.7	1	13	24.7
Moore, Alonzo	3-1	2	34	0	34	17.0	0	24	11.3
Wilbon, Mikale	2-0	1	16	0	16	16.0	0	16	8.0
Reilly, Brandon	1-1	1	12	0	12	12.0	0	12	12.0
Carter, Cethan	3-3	1	9	0	9	9.0	0	9	3.0
Westerkamp, Jordan	3-0	1	9	0	9	9.0	0	9	3.0
Fyfe, Ryker	3-0	1	5	0	5	5.0	0	5	1.7
Lighbourn, Caleb	3-0	1	4	0	4	4.0	0	4	1.3
TEAM	3-0	3	0	6	-6	-2.0	0	0	-2.0
Pierson-El, De'Mornay	3-1	3	5	13	-8	-2.7	0	5	-2.7
Total	3	141	724	66	658	4.7	9	34	219.3
Opponents	3	104	566	68	498	4.8	6	50	166.0

PASSING	G-S	EFFIC	CMP-ATT-INT	PCT	YDS	TD	LNG	AVG/G
Armstrong Jr., Tommy	3-3	156.68	42-77-1	54.5	685	7	63	228.3
Fyfe, Ryker	3-0	174.88	2-5-0	40.0	41	1	35	13.7
TEAM	3-0	0.00	0-1-0	0.0	0	0	0	0.0
Total	3	155.88	44-83-1	53.0	726	8	63	242.0
Opponents	3	97.09	54-98-7	55.1	578	2	35	192.7

RECEIVING	G-GS	NO.	YDS	AVG	TD	LONG	AVG/G
Moore, Alonzo	3-1	9	238	26.4	2	63	79.3
Westerkamp, Jordan	3-0	8	150	18.8	4	55	50.0
Carter, Cethan	3-3	7	68	9.7	0	21	22.7
Morgan Jr., Stanley	3-1	6	63	10.5	0	14	21.0
Newby, Terrell	3-2	4	27	6.8	0	11	9.0
Ozigbo, Devine	3-1	3	52	17.3	0	39	17.3
Reilly, Brandon	1-1	2	52	26.0	0	38	52.0
Pierson-El, De'Mornay	3-1	2	20	10.0	0	11	6.7
Rahn, Gabe	2-0	1	35	35.0	1	35	17.5
Reimers, Bryan	3-1	1	22	22.0	1	22	7.3
Bryant, Tre	3-0	1	-1	-1.0	0	0	-0.3
Total	3	44	726	16.5	8	63	242.0
Opponents	3	54	578	10.7	2	35	192.7

PUNT RETURNS	NO.	YDS	AVG	TD	LONG
Pierson-El, De'Mornay	3	42	14.0	0	45
Total	3	42	14.0	0	45
Opponents	4	47	11.8	0	25

INTERCEPTIONS	NO.	YDS	AVG	TD	LONG
Williams, Kieron	2	31	15.5	1	23
Gerry, Nathan	2	8	4.0	0	6
Jones, Chris	2	27	13.5	0	27
Williams, Aaron	1	4	4.0	0	4
Total	7	70	10.0	1	27
Opponents	1	13	13.0	0	13

KICK RETURNS	NO.	YDS	AVG	TD	LONG
Bryant, Tre	4	92	23.0	0	32
Nelson, Jordan	2	66	33.0	0	45
Total	6	158	26.3	0	45
Opponents	11	212	19.3	0	32

FUMBLE RETURNS	NO.	YDS	AVG	TD	LONG
Dzuris, Ross	1	9	9.0	0	9
Total	1	9	9.0	0	9
Opponents	1	34	34.0	0	34

FIELD GOALS	FGM-FGA	PCT	01-19	20-29	30-39	40-49	50-99	LG	BLK
Brown, Drew	1-1	100.0	0-0	1-1	0-0	0-0	0-0	29	0
Totals	1-1	100.0	0-0	1-1	0-0	0-0	0-0	29	0
Opponents	2-5	40.0	0-0	2-2	0-1	0-2	0-0	32	0

FG SEQUENCE	NEBRASKA	OPPONENTS
Fresno State	-	32,(26)
Wyoming	(29)	42,46,(27)
Oregon	-	-

Numbers in parentheses indicate field goal was made.

PUNTING	NO.	YDS	AVG	LONG	TB	FC	I20	50+	BLKD
Lighbourn, Caleb	12	475	39.6	58	0	3	4	1	0
TEAM	1	0	0.0	0	0	0	0	0	1
Total	13	475	36.5	58	0	3	4	1	1
Opponents	15	561	37.4	57	1	4	3	1	0

KICKOFFS	NO.	YDS	AVG	TB	OB	RETN	NET	YDLN
Brown, Drew	19	1211	63.7	9	0			
Lindsay, Spencer	3	192	64.0	2	0			
Total	22	1403	63.8	11	0	212	41.6	23
Opponents	12	783	65.2	6	0	158	39.6	25



SCORING	TD	FGS	----- PATS -----		RCV	PASS	DXP	SAF	PTS
			KICK	RUSH					
Armstrong Jr., Tommy	4	0-0	0-0	0-0	0	0-0	0	0	24
Westerkamp, Jordan	4	0-0	0-0	0-0	0	0-0	0	0	24
Ozigbo, Devine	4	0-0	0-0	0-0	0	0-0	0	0	24
Brown, Drew	0	1-1	16-16	0-0	0	0-0	0	0	19
Moore, Alonzo	2	0-0	0-0	0-0	0	0-0	0	0	12
Reimers, Bryan	1	0-0	0-0	0-0	0	0-0	0	0	6
Rahn, Gabe	1	0-0	0-0	0-0	0	0-0	0	0	6
Williams, Kieron	1	0-0	0-0	0-0	0	0-0	0	0	6
Bryant, Tre	1	0-0	0-0	0-0	0	0-0	0	0	6
Darlington, Zack	0	0-0	0-0	1-1	0	0-0	0	0	2
Lindsay, Spencer	0	0-0	1-1	0-0	0	0-0	0	0	1
Total	18	1-1	17-17	1-1	0	0-0	0	0	130
Opponents	8	2-5	3-3	1-3	0	0-2	0	0	59

ALL PURPOSE	G	RUSH	REC	PR	KOR	IR	TOT	AVG/G
Ozigbo, Devine	3	242	52	0	0	0	294	98.0
Moore, Alonzo	3	34	238	0	0	0	272	90.7
Bryant, Tre	3	74	-1	0	92	0	165	55.0
Westerkamp, Jordan	3	9	150	0	0	0	159	53.0
Armstrong Jr., Tommy	3	149	0	0	0	0	149	49.7
Newby, Terrell	3	118	27	0	0	0	145	48.3
Carter, Cethan	3	9	68	0	0	0	77	25.7
Nelson, Jordan	3	0	0	0	66	0	66	22.0
Reilly, Brandon	1	12	52	0	0	0	64	64.0
Morgan Jr., Stanley	3	0	63	0	0	0	63	21.0
Pierson-El, De'Mornay	3	-8	20	42	0	0	54	18.0
Rahn, Gabe	2	0	35	0	0	0	35	17.5
Williams, Kieron	3	0	0	0	0	31	31	10.3
Jones, Chris	3	0	0	0	0	27	27	9.0
Reimers, Bryan	3	0	22	0	0	0	22	7.3
Wilbon, Mikale	2	16	0	0	0	0	16	8.0
Gerry, Nathan	2	0	0	0	0	8	8	4.0
Fyfe, Ryker	3	5	0	0	0	0	5	1.7
Lighbourn, Caleb	3	4	0	0	0	0	4	1.3
Williams, Aaron	3	0	0	0	0	4	4	1.3
TEAM	3	-6	0	0	0	0	-6	-2.0
Total	3	658	726	42	158	70	1654	551.3
Opponents	3	498	578	47	212	13	1348	449.3

TOTAL OFFENSE	G	PLAYS	RUSH	PASS	TOTAL	AVG/G
Armstrong Jr., Tommy	3	116	149	685	834	278.0
Ozigbo, Devine	3	53	242	0	242	80.7
Newby, Terrell	3	22	118	0	118	39.3
Bryant, Tre	3	13	74	0	74	24.7
Fyfe, Ryker	3	6	5	41	46	15.3
Moore, Alonzo	3	2	34	0	34	11.3
Wilbon, Mikale	2	1	16	0	16	8.0
Reilly, Brandon	1	1	12	0	12	12.0
Westerkamp, Jordan	3	1	9	0	9	3.0
Carter, Cethan	3	1	9	0	9	3.0
Lighbourn, Caleb	3	1	4	0	4	1.3
TEAM	3	4	-6	0	-6	-2.0
Pierson-El, De'Mornay	3	3	-8	0	-8	-2.7
Total	3	224	658	726	1384	461.3
Opponents	3	202	498	578	1076	358.7



Defensive Statistics

NAME	GP-GS	-----TACKLES-----			TFL-YDS	-SACKS-		---PASS DEF---			---FUMBLES---		BLKD	
		SOLO	AST	TOTAL		NO-YARDS		INT-YDS	BRUP	QBH	RCV-YDS	FF	KICK	SAF
26 Williams, Kieron	3-3	13	9	22	1-0	.		2-31	1
25 Gerry, Nathan	2-2	8	8	16	3-3	.		2-8	2
52 Banderas, Josh	3-3	5	9	14	1-1	.		.	.	1
5 Young II, Dedrick	3-3	9	5	14	2	.	1	.	.
88 Dzuris, Ross	3-3	7	6	13	6-16	3.5-12	.	.	.	1	1-9	.	.	.
15 Rose-Ivey, Michael	3-0	6	6	12	2-7	0.5-4
10 Kalu, Joshua	3-3	8	3	11	1-6	1.0-6	.	.	2	2
3 Newby, Marcus	3-2	3	7	10	1
24 Williams, Aaron	3-2	3	6	9	1-1	.		1-4	2
8 Jones, Chris	3-3	7	1	8	.	.		2-27	2
91 Akinmoladun, Freedom	3-3	4	3	7	2	.	1	.	.
49 Weber, Chris	3-0	2	4	6
1 Jackson, Lamar	2-0	5	1	6	2-14	1.0-11
96 Davis, Carlos	3-2	2	4	6
41 McNitt, Luke	3-1	3	1	4
55 Maurice, Kevin	3-3	.	4	4
7 Barry, Mohamed	3-0	.	3	3
44 Stoltenberg, Mick	2-1	1	2	3
94 Davis, Khalil	3-0	2	1	3	2-4
13 Domann, JoJo	3-0	1	1	2
16 Reed, Antonio	2-0	2	.	2
1 Joseph, Boaz	3-0	.	2	2
17 King, Sedrick	2-0	.	2	2	1
56 Simpson, Brad	3-0	.	2	2
29 Nabity, Graham	3-0	1	.	1
22 Davis, Alex	2-0	.	1	1
11 Carter, Cethan	3-3	1	.	1
15 Pierson-El, De'Mornay	3-1	1	.	1
39 Nelson, Jordan	3-0	.	1	1
28 Taylor, Adam	3-0	1	.	1
35 Lighbourn, Caleb	3-0	1	.	1
45 Natter, A.J.	3-0	1	.	1
73 Hahn, Sam	3-3	1	.	1
Total	3-0	98	92	190	19-52	6-33		7-70	9	10	1-9	2	.	.
Opponents	3-0	-	-	-	-	3-23		1-13	11	2	1-34	1	1	.

SPECIAL TEAMS TACKLES	S-A/TOT	FS	WYO	ORE	NW	ILL	IND	PUR	WIS	OSU	MINN	MD	IOWA	B1Gx
McNitt, Luke	3-1/4	2-0/2	0-1/1	1-0/1										
Domann, JoJo	1-1/2	1-0/1	-	0-1/1										
Simpson, Brad	0-2/2	-	0-1/1	0-1/1										
Joseph, Boaz	1-1/2	-	1-0/1	0-1/1										
Barry, Mohamed	0-2/2	1-0/1	-	0-1/1										
Nabity, Graham	1-0/1	1-0/1	-	-										
Hahn, Sam	1-0/1	1-0/1	-	-										
Williams, Kieron	1-0/1	1-0/1	-	-										
Nelson, Jordan	0-1/1	0-1/1	-	-										
Lighbourn, Caleb	1-0/1	-	1-0/1	-										
Weber, Chris	0-1/1	-	0-1/1	-										
Taylor, Adam	1-0/1	-	-	1-0/1										



Individual Game By Game

RUSHING	NO-YDS/TD	FS	WYO	ORE	NW	ILL	IND	PUR	WIS	OSU	MINN	MD	IOWA	B1G
Ozigbo, Devine RB	53-242/4	17-103/2	15-44/1	21-95/1										
Armstrong Jr. QB	39-149/4	11-42/2	12-12/1	16-95/1										
Newby, Terrell RB	22-118/0	11-56/0	4-20/0	7-42/0										
Bryant, Tre RB	13-74/1	5-36/1	7-34/0	1-4/0										
Moore, Alonzo WR	2-34/0	2-34/0	-	-										
Wilbon, Mikale RB	1-16/0	1-16/0	DNP	-										
Reilly, Brandon WR	1-12/0	DNP	1-12/0	DNP										
Westerkamp, Jordan WR	1-9/0	1-9/0	-	-										
Carter, Cethan TE	1-9/0	-	1-9/0	-										
Fyfe, Ryker QB	1-5/0	1-5/0	-	-										
Lightbourn, Caleb P	1-4/0	-	1-4/0	-										
TEAM	3--6/0	1--2/0	1--2/0	1--2/0										
Pierson-El, De'Mornay WR	3--8/0	1--7/0	1-5/0	1--6/0										

RECEIVING	NO-YDS/TD	FS	WYO	ORE	NW	ILL	IND	PUR	WIS	OSU	MINN	MD	IOWA	B1G
Moore, Alonzo WR	9-238/2	3-92/1	3-109/1	3-37/0										
Westerkamp, Jordan WR	8-150/4	1-6/0	4-105/2	3-39/2										
Carter, Cethan TE	7-68/0	-	2-20/0	5-48/0										
Morgan Jr., Stanley WR	6-63/0	1-11/0	2-17/0	3-35/0										
Ozigbo, Devine RB	3-52/0	1-5/0	1-39/0	1-8/0										
Reilly, Brandon WR	2-52/0	DNP	2-52/0	DNP										
Rahn, Gabe WR	1-35/1	-	1-35/1	DNP										
Newby, Terrell RB	4-27/0	-	4-27/0	-										
Reimers, Bryan WR	1-22/1	-	-	1-22/1										
Pierson-El, De'Mornay WR	2-20/0	-	1-9/0	1-11/0										
Bryant, Tre RB	1--1/0	-	1--1/0	-										

PASSING										
Tommy Armstrong Jr.	Att	Comp	Int	Pct	Yards	TD	Long	Sack	Yds	Effic
Fresno State	10	5	0	50.0	108	1	57	0	0	173.7
Wyoming	34	20	1	58.8	377	3	63	2	19	175.2
Oregon	33	17	0	51.5	200	3	22	1	4	132.4
TOTALS	77	42	1	54.5	685	7	63	3	23	156.7
Fyfe, Ryker	Att	Comp	Int	Pct	Yards	TD	Long	Sack	Yds	Effic
Fresno State	3	1	0	33.3	6	0	6	0	0	50.1
Wyoming	1	1	0	100.0	35	1	35	0	0	724.0
Oregon	1	0	0	0.0	0	0	0	0	0	0.0
TOTALS	5	2	0	40.0	41	1	35	0	0	174.9

PUNT RETURNS	NO-YDS	FS	WYO	ORE	NW	ILL	IND	PUR	WIS	OSU	MINN	MD	IOWA	B1G
Pierson-El, De'Mornay	3-42	-	-	3-42										

KICK RETURNS	NO-YDS	FS	WYO	ORE	NW	ILL	IND	PUR	WIS	OSU	MINN	MD	IOWA	B1G
Bryant, Tre	4-92	1-32	2-41	1-19										
Nelson, Jordan	2-66	-	1-45	1-21										

Defense Game By Game

TOTAL TACKLES	UA-A	TOT	FS	WYO	ORE	NW	ILL	IND	PUR	WIS	OSU	MINN	MD	IOWA	B1G
Williams, Kieron DB	13-9	22	6-4	4-1	3-4										
Gerry, Nathan DB	8-8	16	DNP	4-3	4-5										
Young II, Dedrick LB	9-5	14	5-1	2-2	2-2										
Banderas, Josh LB	5-9	14	1-1	2-5	2-3										
Dzuris, Ross DE	7-6	13	3-1	1-3	3-2										
Rose-Ivey, Michael LB	6-6	12	0-1	2-3	4-2										
Kalu, Joshua DB	8-3	11	6-1	1-2	1-0										
Newby, Marcus LB	3-7	10	1-2	1-3	1-2										
Williams, Aaron DB	3-6	9	3-2	-	0-4										
Jones, Chris DB	7-1	8	1-0	1-0	5-1										
Akinmoladun, Freedom DE	4-3	7	0-1	0-1	4-1										
Davis, Carlos DT	2-4	6	0-1	2-3	-										
Weber, Chris LB	2-4	6	1-2	1-2	-										
Jackson, Lamar DB	5-1	6	5-1	-	DNP										
McNitt, Luke FB	3-1	4	2-0	0-1	1-0										
Maurice, Kevin DT	0-4	4	0-2	0-1	0-1										
Barry, Mohamed LB	0-3	3	0-1	0-1	0-1										
Davis, Khalil DT	2-1	3	0-1	2-0	-										
Stoltenberg, Mick DT	1-2	3	1-1	DNP	0-1										
Joseph, Boaz DB	0-2	2	-	0-1	0-1										
Simpson, Brad LB	0-2	2	-	0-1	0-1										
Reed, Antonio DB	2-0	2	DNP	-	2-0										
King, Sedrick DE	0-2	2	0-1	0-1	DNP										
Domann, JoJo DB	1-1	2	1-0	-	0-1										
Natter, A.J. DE	1-0	1	1-0	-	-										
Carter, Cethan TE	1-0	1	-	1-0	-										
Pierson-El, De'Mornay WR	1-0	1	-	-	1-0										
Nabity, Graham FB	1-0	1	1-0	-	-										
Lightbourn, Caleb P	1-0	1	-	1-0	-										
Taylor, Adam IB	1-0	1	-	-	1-0										
Hahn, Sam OL	1-0	1	1-0	-	-										
Nelson, Jordan FB	0-1	1	0-1	-	-										
Davis, Alex DE	0-1	1	0-1	-	DNP										



Defense Game By Game

TACKLES FOR LOSS	UA-A	TOT	FS	WYO	ORE	NW	ILL	IND	PUR	WIS	OSU	MINN	MD	IOWA	B1G
Dzuris, Ross DE	5-1	6	3-6	2-5	1-5										
Gerry, Nathan DB	2-1	3	DNP	1-1	2-2										
Jackson, Lamar DB	2-0	2	2-14	-	DNP										
Rose-Ivey, Michael LB	1-1	2	-	1-4	1-3										
Davis, Khalil DT	2-0	2	-	2-4	-										
Williams, Aaron DB	0-1	1	1-1	-	-										
Williams, Kieron DB	0-1	1	1-0	-	-										
Banderas, Josh LB	0-1	1	-	-	1-1										
Kalu, Joshua DB	1-0	1	1-6	-	-										

SACKS	UA-A	TOT	FS	WYO	ORE	NW	ILL	IND	PUR	WIS	OSU	MINN	MD	IOWA	B1G
Dzuris, Ross DE	3-1	3.5	2.0-4	0.5-3	1.0-5										
Kalu, Joshua DB	1-0	1.0	1.0-6	-	-										
Jackson, Lamar DB	1-0	1.0	1.0-11	-	DNP										
Rose-Ivey, Michael LB	0-1	0.5	-	0.5-4	-										

INT RETURNS	NO-YDS	FS	WYO	ORE	NW	ILL	IND	PUR	WIS	OSU	MINN	MD	IOWA	B1G
Gerry, Nathan	2-8	DNP	2-8	-										
Williams, Kieron	2-31	1-8	1-23	-										
Jones, Chris	2-27	1-0	1-27	-										
Williams, Aaron	1-4	-	1-4	-										

FUMBLES RECOVERED	NO	FS	WYO	ORE	NW	ILL	IND	PUR	WIS	OSU	MINN	MD	IOWA	B1G
Dzuris, Ross	1	-	1	-										

FORCED FUMBLES	NO	FS	WYO	ORE	NW	ILL	IND	PUR	WIS	OSU	MINN	MD	IOWA	B1G
Young II, Dedrick	1	-	1	-										

FUMBLE RETURNS	NO-YDS	FS	WYO	ORE	NW	ILL	IND	PUR	WIS	OSU	MINN	MD	IOWA	B1G
Dzuris, Ross	1-9	-	1-9	-										

Nebraska Team Game By Game

DATE	OPPONENT	--RUSHING--				--RECEIVING--				-----PASSING-----				--KICK RET--				--PUNT RET--				TOTAL	
		NO.	YDS	TD	LG	NO.	YDS	TD	LG	CMP	ATT	INT	YDS	TD	LG	NO	YDS	TD	LG	NO	YDS	TD	LG
Sept. 3, 2016	Fresno State	51	292	5	24	6	114	1	57	6-13-0	114	1	57	1	32	0	32	0	0	0	0	0	406
Sept. 10, 2016	Wyoming	43	138	2	12	21	412	4	63	21-35-1	412	4	63	3	86	0	45	0	0	0	0	0	550
Sept. 17, 2016	Oregon	47	228	2	34	17	200	3	22	17-35-0	200	3	22	2	40	0	21	3	42	0	0	45	428
	Totals	141	658	9	34	44	726	8	63	44-83-1	726	8	63	6	158	0	45	3	42	0	45	1384	
	Opponent	104	498	6	50	54	578	2	35	54-98-7	578	2	35	11	212	0	32	4	47	0	25	1076	

DATE	OPPONENT	-----TACKLES-----				--SACKS--		--FUMBLE--		PASS	BLKD	--KICKS-----XPTS--						
		SOLO	AST	TFL	YDS	NO	YDS	FF	FR			YDS	QBH	BRK	KICK	ATT	MAD	RUN
Sept. 3, 2016	Fresno State	39	26	65	7.0-27	4.0-21	0	0-0	2-8	5	3	0	5-5	1	0	0	0	43
Sept. 10, 2016	Wyoming	25	34	59	5.0-14	1.0-7	1	1-9	5-62	5	3	0	7-7	0	0	0	0	52
Sept. 17, 2016	Oregon	34	32	66	4.0-11	1.0-5	1	0-0	0-0	0	3	0	5-5	0	0	0	0	35
	Totals	98	92	190	16.0-52	6.0-33	2	1-9	7-70	10	9	0	17-17	1	0	0	0	130
	Opponent	110	116	226	11.0-51	3.0-23	1	1-34	1-13	2	11	1	3-3	1	0	0	0	59

DATE	OPPONENT	PUNTING										FIELD GOALS			KICKOFFS				
		NO	YDS	AVG	LONG	BLKD	TB	FC	50+	I20	ATT	MADE	LG	BLKD	NO	YDS	AVG	TB	OB
Sept. 3, 2016	Fresno State	5	145	29.0	43	1	0	2	0	0	0-0	0	0	7	444	63.4	2	0	
Sept. 10, 2016	Wyoming	3	94	31.3	44	0	0	1	0	1	1-1	29	0	9	582	64.7	7	0	
Sept. 17, 2016	Oregon	5	236	47.2	58	0	0	0	1	3	0-0	0	0	6	377	62.8	2	0	
	Totals	13	475	36.5	58	1	0	3	1	4	1-1	29	0	22	1403	63.8	11	0	
	Opponent	15	561	37.4	57	0	1	4	1	3	5-2	27	0	12	783	65.2	6	0	

Opponent Team Game By Game

DATE	OPPONENT	--RUSHING--				--RECEIVING--				-----PASSING-----				--KICK RET--				--PUNT RET--				TOTAL
		NO	YDS	TD	LG	NO.	YDS	TD	LG	CMP	ATT	INT	YDS	TD	LG	NO	YDS	TD	LG	NO	YDS	TD
Sept. 3, 2016	Fresno State	26	31	0	19	24	243	1	32	24-43-2	243	1	32	5	102	0	32	2	17	0	15	274
Sept. 10, 2016	Wyoming	31	131	1	42	16	189	1	35	16-32-5	189	1	35	2	40	0	24	1	25	0	25	320
Sept. 17, 2016	Oregon	47	336	5	50	14	146	0	25	14-23-0	146	0	25	4	70	0	20	1	5	0	5	482
	Opponent totals	104	498	6	50	54	578	2	35	54-98-7	578	2	35	11	212	0	32	4	47	0	25	1076
	Nebraska	141	658	9	34	44	726	8	63	44-83-1	726	8	63	6	158	0	45	3	42	0	45	138

DATE	OPPONENT	-----TACKLES-----				--SACKS--		--FUMBLE--		PASS	BLKD	--KICKS-----XPTS--					
		SOLOAST	TOTALTFL	YDS	NO-YDS	FF	FR-YDS	INT-YDS	QBH			BRK	KICK	ATT-MAD	RUN	RCV	SAF
Sept. 3, 2016	Fresno State	29	42	71	1.0-7	0.0-0	0	0-0	0-0	0	2	1	1-1	0	0	0	10
Sept. 10, 2016	Wyoming	39	36	75	5.0-25	2.0-19	1	0-0	1-13	1	4	0	2-2	0	0	0	17
Sept. 17, 2016	Oregon	42	38	80	5.0-19	1.0-4	0	1-34	0-0	1	5	0	0-0	1	0	0	32
	Opponent totals	110	116	226	11.0-51	3.0-23	1	1-34	1-13	2	11	1	3-3	1	0	0	59
	Nebraska	98	92	190	16.0-52	6.0-33	2	1-9	7-70	10	9	0	17-17	1	0	0	130

		-----PUNTING-----									--FIELD GOALS--			-----KICKOFFS-----					
DATE	OPPONENT	NO	YDS	AVG	LONG	BLKD	TB	FC	50+	I20	ATT	MADE	LG	BLKD	NO	YDS	AVG	TB	OB
Sept. 3, 2016	Fresno State	6	210	35.0	48	0	1	1	0	1	2-1	26	0		2	130	65.0	1	0
Sept. 10, 2016	Wyoming	3	130	43.3	57	0	0	0	1	1	3-1	27	0		4	250	62.5	1	0
Sept. 17, 2016	Oregon	6	221	36.8	47	0	0	3	0	1	0-0	0	0		6	403	67.2	4	0
	Opponent totals	15	561	37.4	57	0	1	4	1	3	5-2	27	0		12	783	65.2	6	0
	Nebraska	13	475	36.5	58	1	0	3	1	4	1-1	29	0		22	1403	63.8	11	0

Team Comparison

OPPONENT	SCORE	1ST DNS (RUN/PASS/PEN.)	RUSHING	PASSING	PASS YDS	TOTAL OFFENSE	RET YDS	T/O
FRESNO STATE	43-10	20/17 (15/2; 4/12; 1/3)	51-292/26-31	6-13-0/24-43-2	114/243	64-406/69-274	40/119	0/2
WYOMING	52-17	25/16 (5/5; 17/8; 3/3)	43-138/31-131	21-35-1/16-32-5	412/189	78-550/63-320	157/78	1/6
OREGON	35-32	26/20 (12/14; 10/5; 4/1)	47-228/47-336	17-35-0/14-23-0	200/146	82-428/70-482	82/109	1/0
Totals	130-59	71/53 (32/21; 31/25; 8/7)	141-658/104-498	44-83-1/54-98-7	726/578	224-1384/202-1076	279/306	2/8

Note: Game totals are displayed in the format TEAM/OPPONENT for each category

OPPONENT	3RD DOWN	4TH DOWN	TIME POSS	MARGIN	YDS/RUSH	YDS/PASS	YDS/PLAY	PUNTING	PENALTIES
FRESNO STATE	5-11/5-15	1-1/1-2	31:53/28:07	3:46	5.7/1.2	8.8/5.7	6.3/4.0	5-29.0/6-35.0	7-80/6-29
WYOMING	8-14/2-10	0-2/1-2	33:07/26:53	6:14	3.2/4.2	11.8/5.9	7.1/5.1	3-31.3/3-43.3	7-93/5-42
OREGON	5-13/5-14	2-3/2-3	35:05/24:55	10:10	4.9/7.1	5.7/6.3	5.2/6.9	5-47.2/6-36.8	7-55/13-126
Totals	18-38/12-39	3-6/4-7	100:05/79:55	20:10	4.7/4.8	8.7/5.9	6.2/5.3	13-36.5/15-37.4	228/197

Note: Game totals are displayed in the format TEAM/OPPONENT for each category

Nebraska Red Zone Chart

NEBRASKA INSIDE OPPONENT RED-ZONE																
DATE	OPPONENT	SCORE	TIMES IN RZ	TIMES SCORED	PTS	TOTAL TDS	RUSH TDS	PASS TDS	FGS MADE	----- FAILED TO SCORE INSIDE RZ -----						GAME
Sept. 3	Fresno State	W, 43-10	5	5	36	5	5	0	0	FGA	0	0	0	0	0	0
Sept. 10	Wyoming	W, 52-17	6	4	24	3	2	1	1	0	1	1	0	0	0	0
Sept. 17	Oregon	W, 35-32	3	2	14	2	1	1	0	0	0	0	1	0	0	0
Totals			14	11	74	10	8	2	1	0	1	1	1	0	0	
11 of 14 (78.6%)																

OPPONENT INSIDE NEBRASKA RED-ZONE																
DATE	OPPONENT	SCORE	TIMES IN RZ	TIMES SCORED	PTS	TOTAL TDS	RUSH TDS	PASS TDS	FGS MADE	----- FAILED TO SCORE INSIDE RZ -----						GAME
Sept. 3	Fresno State	W, 43-10	4	2	10	1	0	1	1	FGA	1	0	1	0	0	0
Sept. 10	Wyoming	W, 52-17	2	2	10	1	1	0	1	0	0	0	0	0	0	0
Sept. 17	Oregon	W, 35-32	3	3	20	3	3	0	0	0	0	0	0	0	0	0
Totals			9	7	40	5	4	1	2	1	0	1	0	0	0	
7 of 9 (77.8%)																

LONG SEASON PLAYS (20 OR MORE YARDS)

	Husker Long Plays				Opponent Long Plays			
	Rush	Pass	Ret.	Total	Rush	Pass	Ret.	Total
Fresno State	1	2	1	4	0	2	3	5
Wyoming	0	7	4	11	3	2	0	5
Oregon	1	4	2	7	5	3	3	11
Totals	2	13	7	21	8	7	6	21

DRIVE SUPERLATIVES

	Nebraska	Opponent
Most Yards (Result)	97 vs. Wyoming (TD)	97 vs. Oregon (TD)
Most Plays (Result)	13 vs. Fresno State (TD)	13 vs. Fresno State (Missed FG)
Most Time (Result)	6:25 vs. Fresno State (TD)	5:45 vs. Fresno State (Missed FG)

NEBRASKA LONG PLAYS (21; 2 RUNS; 13 PASSES; 7 RETURNS)

Yards	Opponent	Play	Result
63	Wyoming	Pass (Armstrong-Moore)	Touchdown
57	Fresno State	Pass (Armstrong-Moore)	Touchdown
55	Wyoming	Pass (Armstrong-Westerkamp)	1st-10
45	Wyoming	KOR (Nelson)	1st-10
45	Oregon	PR (Pierson-El)	1st-10
39	Wyoming	Pass (Armstrong-Ozigbo)	1st-10
38	Wyoming	Pass (Armstrong-Reilly)	1st-Goal
35	Wyoming	Pass (Fyfe-Rahn)	Touchdown
34	Oregon	Run (Armstrong)	Touchdown
34	Wyoming	Pass (Armstrong-Westerkamp)	Touchdown
32	Fresno State	KOR (Bryant)	1st-10
28	Wyoming	Pass (Armstrong-Moore)	1st-10
27	Wyoming	IR (Jones)	1st-10
24	Fresno State	Run (Moore)	1st-10
24	Wyoming	KOR (Bryant)	1st-10
23	Fresno State	Pass (Armstrong-Moore)	1st-10
23	Wyoming	IR (K. Williams)	Touchdown
22	Oregon	Pass (Armstrong-Westerkamp)	Touchdown
22	Oregon	Pass (Armstrong-Reimers)	Touchdown
21	Oregon	Pass (Armstrong-Carter)	1st-10
21	Oregon	KOR (Nelson)	1st-10
20	Oregon	Pass (Armstrong-Moore)	1st-10

OPPONENT LONG PLAYS (21; 8 RUNS; 7 PASSES; 6 RETURNS)

Yards	Opponent	Play	Result
50	Oregon	Run (Griffin)	Touchdown
46	Oregon	Run (Benoit)	1st-10
42	Wyoming	Run (Conway)	1st-10
41	Oregon	Run (Benoit)	Touchdown
35	Wyoming	Pass (Allen-Gentry)	Touchdown
34	Oregon	FR (Springs)	1st-10
32	Fresno State	Pass (Kline-Peck)	1st-10
32	Fresno State	KOR (Potts)	1st-10
31	Wyoming	Pass (Allen-Gentry)	1st-10
28	Wyoming	Run (Conway)	1st-10
25	Oregon	Pass (Prukop-Nelson)	1st-10
25	Fresno State	Pass (Kline-Peck)	1st-10
24	Wyoming	Run (May)	1st-10
23	Oregon	Pass (Prukop-Stanford)	1st-Goal
22	Oregon	Run (Prukop)	1st-10
23	Fresno State	KOR (Johnson)	1st-10
21	Oregon	Pass (Prukop-Nelson)	1st-10
20	Fresno State	KOR (Johnson)	1st-10
20	Oregon	KOR (Nelson)	1st-10
20	Oregon	Run (Brooks-James)	Touchdown
20	Oregon	KOR (Nelson)	1st-10

GAME-OPENING DRIVES

Opponent	[----- Nebraska -----]			[----- Opponent -----]		
	Pts.	1st Dwn	Yds	Pts.	1st Dwn	Yds
Fresno State	0	0	7	0	3	46
Wyoming	0	2	19	0	0	7
Oregon	0	0	3	0	3	36

SECOND HALF-OPENING DRIVES

Opponent	[----- Nebraska -----]			[----- Opponent -----]		
	Pts.	1st Dwn	Yds	Pts.	1st Dwn	Yds
Fresno State	7	3	57	0	0	1
Wyoming	0	0	4	3	3	65
Oregon	7	4	75	0	0	3



	Scoring	[---Time---		[--Plays--]			
Game	Drives	Total	Avg.	Total	Avg.	5 or less	1 or 0
Fresno State	6	21:11	3:31	46	7.67	2	0
Wyoming	8	16:37	2:04	39	4.88	4	3
Oregon	5	16:05	3:13	41	8.20	1	0
Totals	19	53:53	2:50	126	6.63	7	3
Opponents	10	20:25	2:02	77	7.70	2	1

[-----Drive-----]						
Opponent	Plays	Yds	Time	Score	Play	
Fresno State	13	80	6:25	7-0	1st/0:43	Ozigo 1-yd. run
Fresno State	4	38	1:27	14-0	2nd/12:34	Ozigo 6-yd. run
Fresno State	9	58	4:03	21-10	3rd/9:59	Armstrong 9-yd. run
Fresno State	2	62	14:51	28-10	4th/14:51	Moore 57-yd. pass from Armstrong
Fresno State	8	63	4:17	36-10	4th/9:50	Armstrong 4-yd. run
Fresno State	10	67	4:03	43-10	4th/4:20	Bryant 3-yd. run
Wyoming	7	97	3:05	7-0	1st/6:12	Armstrong 7-yd. run
Wyoming	9	52	3:38	10-0	2nd/9:03	Brown 29-yd. FG
Wyoming	5	52	0:44	17-0	2nd/5:57	Moore 63-yd. from Armstrong
Wyoming	0	0	0:00	24-10	3rd/4:48	K. Williams 23-yd. interception return
Wyoming	8	76	3:17	31-17	4th/13:11	Westerkamp 34-yd. pass from Armstrong
Wyoming	1	1	0:04	38-17	4th.12:59	Ozigo 1-yd. run
Wyoming	10	53	4:48	45-17	4th/7:28	Westerkamp 9-yd. pass from Armstrong
Wyoming	1	35	0:09	52-17	4th/5:15	Rahn 35-yd. pass from Armstrong
Oregon	8	55	2:53	7-8	1st/2:05	Westerkamp 22-yd. pass from Armstrong
Oregon	5	19	0:29	14-20	2nd/0:05	Westerkamp 3-yd. pass from Armstrong
Oregon	7	75	3:12	21-20	3rd/11:48	Reimers 22-yd. pass from Armstrong
Oregon	10	62	4:28	28-20	3rd/6:13	Ozigo 7-yd. run
Oregon	11	80	5:03	35-32	4th/2:29	Armstrong 34-yd. run

	[----Drive-----]					
Opponent	Plays	Yds	Time	Score	Qtr./Time	Play
Fresno State	7	32	2:37	7-14	2nd/5:38	Peck 7-yd. pass from Virgil
Fresno State	10	68	3:39	10-14	2nd/0:00	Kroening 26-yd. FG
Wyoming	5	52	0:44	7-17	2nd/0:08	Gentry 35-yd. pass from Allen
Wyoming	10	65	3:52	10-17	3rd/1:08	Rothe 27-yd. FG
Wyoming	6	76	3:06	17-24	2nd/1:35	Hill 1-yd. run
Oregon	10	65	2:46	8-0	1st/8:19	Brooks-James 20-yd. run
Oregon	11	64	3:41	14-7	2nd/5:56	Brooks-James 2-yd. run
Oregon	1	50	0:09	20-7	2nd/2:30	Griffin 50-yd. run
Oregon	7	75	3:31	26-28	3rd/2:42	Benoit 41-yd. run
Oregon	10	97	2:54	32-28	4th/10:31	James-Brooks 1-yd. run

Game	TOs Gained	TDs	FG-FGA	Pts.	(NU Fumbles/Lost, INT)
Fresno State	2 (0/0 F/L, 2 INT)	1	0-0	7	0 (1/0 F/L, 0 INT)
Wyoming	6 (2/1 F/L, 5 INT)	4	0-0	28	1 (4/0; F/L, 1 INT)
Oregon	0 (1/0 F/L, 0 INT)	0	0-0	0	1 (3/1 F/L; 0 INT)

	NU Avg. Start (yards/drives/in 20/past 50)	Opp. Avg. Start (yards/drives/in 20/past 50)	NU diff.
Fresno State	31.3 (376/12/1/1)	34.3 (412/12/1/3)	-3.0
Wyoming	38.8 (543/14/1/3)	27.1 (380/15/3/1)	11.7
Oregon	33.3 (433/13/1/1)	23.8 (309/13/4/1)	9.5

Totals	34.7 (1352/39/3/5)	27.5 (1101/40/8/5)	7.1
---------------	---------------------------	---------------------------	------------

*does not include drives with time of 0:00 (ie, defensive and special teams touchdowns, end of half turnovers, overtime, etc.)

Fresno State	7-80	6-29
Wyoming	7-93	5-42
Oregon	7-55	13-126

Totals (Avg/Penalty)	21-228 (10.9)	24-197 (8.2)
Avg/Game	7.0-76.0	8.0-65.7

Individual Career/Season Superlatives

SEASON AND CAREER, MOST PASSING YARDS

Player	2016	Career
Tommy Armstrong Jr.	377 vs. Wyoming	381 vs. USC, 2014
Ryker Fyfe	35 vs. Wyoming	407 at Purdue, 2015
De'Mornay Pierson-El		16 at Northwestern, 2014

*-Indicates touchdown pass

SEASON AND CAREER, MOST RECEIVING YARDS

Player	2016	Career
Tommy Armstrong Jr.		16 at Northwestern, 2014
Christian Bailey		10 at Fresno State, 2014
Tre Bryant	-1 vs. Wyoming	Same
Cethan Carter	48 vs. Oregon	76 vs. Iowa, 2015
Sam Cotton		23 at Fresno State, 2014
Trey Foster		9 at Purdue, 2013; vs. BYU, 2015
Luke McNitt		6 vs. S. Alabama, 2015
Alonzo Moore	109 vs. Wyoming	Same
Stanley Morgan Jr.	35 vs. Oregon	78 at Miami, 2015
Terrell Newby	27 vs. Wyoming	38 vs. S. Alabama, 2015
Devine Ozigbo	39 vs. Wyoming	42 at Purdue, 2015
Gabe Rahn	35 vs. Wyoming	Same
Bryan Reimers	22 vs. Oregon	Same
De'Mornay Pierson-El	11 vs. Oregon	134 vs. USC, 2014
Brandon Reilly	52 vs. Wyoming	112 vs. Southern Miss, 2015
Jordan Westerkamp	105 vs. Wyoming	158 at Michigan State, 2014
Mikale Wilbon		28 vs. BYU, 2015

*-Indicates touchdown scored

SEASON AND CAREER, LONGEST PASS

2016	Career
63* vs. Wyoming (Moore)	99* vs. Georgia, 2013 (Enunwa)
35 vs. Wyoming (Rahn)	52 at Purdue (Reilly)
	16* at Northwestern (Armstrong)

SEASON AND CAREER, LONGEST CATCH

2016	Career
	16* at Northwestern, 2014 (Pierson-El)
	10* at Fresno State, 2014 (Fyfe)
-1 vs. Wyoming (Armstrong)	Same
21 vs. Oregon (Armstrong)	55 at Illinois, 2015 (Armstrong)
	23* at Fresno State, 2014 (Armstrong)
	9 at Purdue, '13 (Kellogg); 9* vs. BYU, '15 (Armstrong)
	6 vs. S. Alabama, 2015(Fyfe)
63* vs. Wyoming (Armstrong)	Same
14 vs. Oregon (Armstrong)	33 at Miami, 2015 (Armstrong)
11 vs. Wyoming	30 vs. S. Alabama, 2015 (Armstrong)
39 vs. Wyoming (Armstrong)	30 at Purdue, 2015 (Fyfe)
35* vs. Wyoming (Fyfe)	Same
22* vs. Oregon (Armstrong)	Same
11 vs. Oregon (Armstrong)	46 at Northwestern, 2014 (Armstrong)
38 vs. Wyoming (Armstrong)	52 at Purdue, 2015 (Fyfe)
55 vs. Wyoming (Armstrong)	70* at Fresno State, 2014 (Armstrong)
	14 vs. BYU, 2015 (Armstrong)

SEASON AND CAREER, MOST RUSHING YARDS

Player	2016	Career
Tommy Armstrong Jr.	95 vs. Oregon	131 vs. McNeese State, 2014
Tre Bryant	37 vs. Wyoming	Same
Cethan Carter	9 vs. Wyoming	32* at Rutgers
Ryker Fyfe	5 vs. Fresno State	29 vs. Florida Atlantic, 2014
Caleb Lightbourn	4 vs. Wyoming	Same
Alonzo Moore	34 vs. Fresno State	Same
Graham Nabity		14 vs. South Dakota State, 2013
Jordan Nelson		35 vs. Illinois, 2014
Terrell Newby	56 vs. Fresno State	198 vs. S. Alabama, 2015
Devine Ozigbo	103 vs. Fresno State	Same
De'Mornay Pierson-El	5 vs. Wyoming	10 at Iowa, 2014
Brandon Reilly	12 vs. Wyoming	20 at Purdue, 2015
Jordan Westerkamp	9 vs. Fresno State	Same
Mikale Wilbon	16 vs. Fresno State	21 vs. S. Alabama

*Indicates touchdown scored

SEASON AND CAREER, LONGEST RUN

2016	Career
34* vs. Oregon	42 vs. McNeese State, 2014
13 vs. Fresno State	Same
9 vs. Wyoming	32* at Rutgers, 2015
5 vs. Fresno State	15 vs. Florida Atlantic, 2014
4 vs. Wyoming	Same
24 vs. Fresno State	Same
	6 vs. Southern Miss; vs. SDSU, 2013
	18 vs. Illinois, 2014
19 vs. Oregon	69* at Minnesota, 2015
17 vs. Fresno State	31 at Illinois, 2015
5 vs. Wyoming	6 at Iowa, 2014
12 vs. Wyoming	20 at Purdue, 2015
9 vs. Fresno State	Same
16 vs. Fresno State	19 vs. S. Alabama, 2015

SEASON AND CAREER, MOST TACKLES, TFLS AND SACKS

Player	Tackles (2016)	Career	TFL (2016)	Career	Sacks (2016)	Career
Freedom Akinmoladun	5 vs. Oregon	6 at Miami, 2015		2 vs. S. Alabama, 2015; USM, 2015		2.0 vs. Southern Miss
Josh Banderas	7 vs. Wyoming	11 vs. UCLA, 2013	1 vs. Oregon	2 3x, last at Rutgers, 2015		1 vs. UCLA, 2013 at Purdue, 2013
Mohamed Barry	1 3x, last vs. Oregon	Same		Same		Same
Alex Davis	1 vs. Fresno State	Same		Same		Same
Carlos Davis	5 vs. Wyoming	Same		Same		Same
Khalil Davis	2 vs. Wyoming	Same	2 vs. Wyoming	Same		Same
JoJo Domann	1 vs. Fresno State; vs. Oregon	Same		Same		Same
Ross Dzuris	5 vs. Oregon	5 at Purdue, 2015; vs. Oregon, 2015	3 vs. Fresno State	Same	2.0 vs. Fresno State	Same
Tyrin Ferguson		1 3x, last at Minnesota, 2015		Same		Same
Nathan Gerry	9 vs. Oregon	15 at Iowa, 2014	2 vs. Oregon	3 at Iowa, 2014		1.0 vs. Northwestern, 2015
Luke Gifford		4 vs. S. Alabama, 2015		1 vs. S. Alabama, 2015		Same
Sam Hahn	1 vs. Fresno State	Same		Same		Same
Charles Jackson		3 vs. Wyoming, 2013		Same		Same
Lamar Jackson	6 vs. Fresno State	Same	2 vs. Fresno State	Same	1 vs. Fresno State	Same
Chris Jones	6 vs. Oregon	Same		1 vs. Southern Miss, 2015		1.0 vs. Southern Miss, 2015
Boaz Joseph	1 vs. Wyoming; vs. Oregon	1 6x, last vs. Oregon, 2016		Same		Same
Joshua Kalu	7 vs. Fresno State	9 vs. BYU; vs. Wisconsin, 2015	1 vs. Fresno State	2 vs. BYU, 2015	1 vs. Fresno State	1.0 vs. So. Miss, 2015; Fresno St., 2016
Sedrick King	1 vs. Fresno State; vs. Wyoming	Same		Same		Same
Luke McNitt	2 vs. Fresno State	Same		Same		Same
Kevin Maurice	2 vs. Fresno State	8 at Illinois, 2015		2 vs. Purdue, 2014		2.0 vs. Purdue
A.J. Natter	1 vs. Fresno State	1 3x, last vs. Fresno State		Same		Same
Marcus Newby	4 vs. Wyoming	8 vs. Michigan State, 2015		1 6x, last at Rutgers, 2015		1 2x, last at Rutgers, 2015
Graham Nabity	1 vs. Fresno State	Same		Same		Same
Jordan Nelson	1 vs. Fresno State	Same		Same		Same
Logan Rath		4 vs. Florida Atlantic, 2014		1 vs. Florida Atlantic, 2014		Same
Antonio Reed	2 vs. Oregon	Same		Same		Same
Michael Rose-Ivey	6 vs. Oregon	17 vs. Iowa, 2013	1 vs. Wyoming, vs. Oregon	4 vs. Iowa, 2013	0.5 vs. Wyoming	Same
Brad Simpson	1 vs. Wyoming	1 4x, last vs. Wyoming, 2016		Same		Same
Mick Stoltzenberg	2 vs. Fresno State	Same		1 vs. S. Alabama, 2015		1.0 vs. S. Alabama, 2015
Aaron Williams	5 vs. Fresno State	7 at Purdue, 2015	1 vs. Fresno State	1 3x, last vs. Fresno State 2016		Same
Kieron Williams	9 vs. Fresno State	Same	1 vs. Fresno State	1 vs. Illinois, 2014; vs. Fresno State, 2016		Same
Chris Weber	3 vs. Fresno State; vs. Wyoming	17 at Illinois, 2015		3 at Illinois, 2015		Same
Dedrick Young	6 vs. Fresno State	11 at Illinois, 2015		2 at Illinois, 2015		Same

Nebraska Statistical Highs and Lows

NEBRASKA TOTALS	HIGHS	LOWS
Points Scored	52 vs. Wyoming	35 vs. Oregon
First Downs	26 vs. Oregon	20 vs. Fresno State
Rushing Attempts	51 vs. Fresno State	43 vs. Wyoming
Rushing Yards	292 vs. Fresno State	138 vs. Wyoming
Passes Attempted	35 vs. Wyoming; vs. Oregon	13 vs. Fresno State
Passes Completed	21 vs. Wyoming	6 vs. Fresno State
Had Intercepted	1 vs. Wyoming	0 vs. Fresno State; vs. Oregon
Passing Yards	412 vs. Wyoming	114 vs. Fresno State
Total Plays	82 vs. Oregon	64 vs. Fresno State
Total Yards	550 vs. Wyoming	406 vs. Fresno State
Possession Time	35:05 vs. Oregon	31:53 vs. Fresno State
Fumbles	4 vs. Wyoming	1 vs. Fresno State
Fumbles Lost	1 vs. Oregon	0 vs. Fresno State; vs. Wyoming
Turnovers	1 vs. Wyoming; vs. Oregon	0 vs. Fresno State; vs. Wyoming
Turnover Margin	+5 vs. Wyoming	-1 vs. Oregon
Penalties	7 vs. Fresno State; vs. Wyoming; vs. Oregon	7 vs. Fresno State; vs. Wyoming;
Yards Penalized	93 vs. Wyoming	55 vs. Oregon
Sacks By-Yards Lost	4-21 vs. Fresno State	1-7 vs. Wyoming; 1-5 vs. Oregon
Team Tackles for Loss-Yards	7-27 vs. Fresno State	4-11 vs. Oregon

OPPONENT TOTALS	HIGHS	LOWS
Points Scored	32 vs. Oregon	10 vs. Fresno State
First Downs	20 vs. Oregon	16 vs. Wyoming
Rushing Attempts	47 vs. Oregon	26 vs. Fresno State
Rushing Yards	336 vs. Oregon	31 vs. Fresno State
Passes Attempted	43 vs. Fresno State	23 vs. Oregon
Passes Completed	24 vs. Fresno State	14 vs. Oregon
Had Intercepted	5 vs. Wyoming	0 vs. Oregon
Passing Yards	243 vs. Fresno State	146 vs. Oregon
Total Plays	70 vs. Oregon	63 vs. Wyoming
Total Yards	482 vs. Oregon	274 vs. Fresno State
Possession Time	28:07 vs. Fresno State	24:55 vs. Oregon
Fumbles	2 vs. Wyoming	0 vs. Fresno State
Fumbles Lost	1 vs. Wyoming	0 vs. Fresno State; vs. Oregon
Turnovers	6 vs. Wyoming	1 vs. Oregon
Turnover Margin	+1 vs. Oregon	-5 vs. Wyoming
Penalties	6 vs. Fresno State	5 vs. Wyoming
Yards Penalized	42 vs. Wyoming	29 vs. Fresno State
Sacks By-Yards Lost	2-19 vs. Wyoming	0-0 vs. Fresno State
Team Tackles for Loss-Yards	5-25 vs. Wyoming; 5-19 vs. Oregon	1-7 vs. Fresno State

NEBRASKA INDIVIDUAL HIGHS	
Most Rushing Attempts.....	21; Devine Ozigbo vs. Oregon
Most Net Rushing Yards.....	103; Devine Ozigbo vs. Fresno State
Most Rushing TDs.....	2; Tommy Armstrong Jr. vs. Fresno State; Devine Ozigbo vs. Fresno State
Longest TD Run.....	9; Tommy Armstrong Jr. vs. Fresno State
Longest Run, No TD.....	19; Terrell Newby vs. Oregon
Most Pass Attempts.....	34; Tommy Armstrong vs. Wyoming
Most Completed Passes.....	20; Tommy Armstrong vs. Wyoming
Most Passing Yards.....	377; Tommy Armstrong vs. Wyoming
Most Passing TDs.....	3; Tommy Armstrong vs. Wyoming; vs. Oregon
Longest TD Pass.....	63; Tommy Armstrong Jr. to Alonzo Moore vs. Wyoming
Longest Pass, No TD.....	55; Tommy Armstrong Jr. to Jordan Westerkamp vs. Wyoming
Most Pass Receptions.....	5; Cethan Carter vs. Oregon
Most Receiving Yards.....	109; Alonzo Moore vs. Wyoming
Most TD Receptions.....	2; Jordan Westerkamp vs. Wyoming, vs. Oregon
Most Total Offense Attempts.....	49; Tommy Armstrong Jr. vs. Oregon (16 rush, 33 passes)
Most Total Offense Yards.....	389; Tommy Armstrong Jr. vs. Wyoming (12 rush, 377 pass)
Most All-Purpose Attempts.....	22; Devine Ozigbo vs. Oregon (21 rushes, 1 receptions)
Most All-Purpose Yards.....	126; Alonzo Moore vs. Fresno State
Most Touchdowns Scored.....	2; Tommy Armstrong Jr. vs. Fresno State; Devine Ozigbo vs. Fresno State; Jordan Westerkamp vs. Wyoming, vs. Oregon
Most Field Goals Attempted.....	1; Drew Brown vs. Wyoming
Most Field Goals Made.....	1; Drew Brown vs. Wyoming
Longest Field Goal Made.....	29; Drew Brown vs. Wyoming
Longest Field Goal Attempted.....	29; Drew Brown vs. Wyoming
Most Interceptions.....	2; Nathan Gerry vs. Wyoming
Longest Interception TD Return.....	1; Kieron Williams vs. Wyoming
Longest Interception Return, No TD.....	27; Chris Jones vs. Wyoming
Longest Fumble TD Return.....	None
Longest Fumble Return, No TD.....	9; Ross Dzuris vs. Wyoming
Longest Punt Return, TD.....	None
Longest Punt Return, No TD.....	45; Devine Ozigbo vs. Oregon
Most Punt Return Yardage.....	42; Devine Ozigbo vs. Oregon
Longest Kickoff Return, TD.....	None
Longest Kickoff Return, No TD.....	45; Jordan Nelson vs. Wyoming
Longest Blocked Punt, TD.....	None
Longest Blocked Field Goal Return.....	None
Most Kickoff Return Yardage.....	45; Jordan Nelson vs. Wyoming
Most Punts.....	5; Caleb Lightbourn vs. Oregon (47.2 avg)
Highest Punting Average.....	47.2; Caleb Lightbourn vs. Oregon (5 punts)
Longest Punt.....	58; Caleb Lightbourn vs. Oregon

NEBRASKA INDIVIDUAL HIGHS....(CONTINUED)

OPPONENT INDIVIDUAL HIGHS

OPPONENT INDIVIDUAL LONGEST PLAYS

Nebraska Starting Lineups

HUSKER OFFENSIVE STARTERS GAME-BY-GAME

#-opened in three wide receiver formation; %-NU opened in a four-receiver set (three receivers and a tight end); ^-NU opened in two tight end set; \$-NU opened in four receiver set (no tight end); &-NU opened in three tight end set.

HUSKER DEFENSIVE STARTERS GAME-BY-GAME

* All I passed with single address. * All I passed with three address. * All I passed with five address. * All I passed with three address. * All I passed with 2 address.

* - NU opened with nickel package # - NU opened with dime packages: % - NU opened with five defensive linemen: @ - NU opened with three safeties: I - NU opened with 3 defensive ends

PLAYER (GAMES):

GAME #4 at NORTHWESTERN • SEPT. 24, 2016

Game 1 | Nebraska 43, Fresno St. 10

SCORE BY QUARTERS	1	2	3	4	FINAL
Fresno State	0	10	0	0	10
Nebraska	7	7	7	22	43

Lincoln (Sept. 3) --- On an emotional night for the Husker football program, Nebraska honored Sam Foltz in a 43-10 victory over Fresno State in the season opener.

On Nebraska's first series of the season, NU went three-and-out and was forced to punt, and lined up without a punter, as they honored Foltz, Nebraska's 2015 Big Ten Punter of the Year who died in a car crash in July. The sellout crowd of 90,013 roared as the play clock expired and Fresno State players applauded the Husker tribute, and declined the delay of game penalty.

Tommy Armstrong and Devine Ozigbo rushed for two touchdowns apiece, as Nebraska took control in the second half to give Mike Riley his 100th collegiate win.

Devine posted his first career 100-yard game, finishing with 103 yards on 17 carries, including first-half touchdown runs of 1 and 6 yards, while Armstrong scored twice in the second half and connected with Alonzo Moore on a 57-yard touchdown pass. The Huskers outscored the Bulldogs 29-0 in the second half. Armstrong rushed for 42 yards on 11 carries while also throwing for 108 yards and a TD. Moore was the biggest beneficiary, hauling in three passes for 92 yards while rushing for 34 yards on two carries.

Leading 14-10 at halftime, Nebraska's defense took over, forcing a three-and-out. The Huskers went 57 yards in nine plays, capped by Armstrong's nine-yard scoring run, to push their edge to 21-10 on the opening drive of the half. The Blackshirts, who forced a trio of 3-and-outs in the second half, set up the Huskers' next score after a Kieron Williams interception. Two plays later Armstrong hit Moore in stride for a 57-yard scoring strike to give NU a 28-10 lead on the first play of the fourth quarter.

Williams totaled a career-high 10 tackles for the Huskers, while Ross Dzuris had a pair of sacks, as Nebraska limited Fresno State to just 128 second-half yards with 71 of those coming on the final drive after NU built a 43-10 cushion late in the fourth quarter.

SCORING SUMMARY

QTR	TIME	TEAM	SCORE
1st	00:43	NEB	Ozigbo, Devine 1 yd run (Brown kick)
2nd	12:34	NEB	Ozigbo, Devine 6 yd run (Brown kick)
2nd	05:38	FS	Peck 7 yd pass from Virgil (Kroening kick)
2nd	00:00	FS	Kroening, Kody 26 yd field goal
3rd	09:59	NEB	Armstrong 9 yd run (Brown kick)
4th	14:51	NEB	Moore 57 yd pass from Armstrong (Brown kick)
4th	09:50	NEB	Armstrong 4 yd run (Darlington rush)
4th	04:20	NEB	Bryant 3 yd run (Lindsay kick)

TEAM STATISTICS

	FSU	NEB
FIRST DOWNS	17	20
RUSHES-YARDS (NET)	26-31	51-292
PASSING YDS (NET)	243	114
Passes Att-Comp-Int	43-24-2	13-6-0
TOTAL OFFENSE PLAYS-YARDS	69-274	64-406
Fumble Returns-Yards	0-0	0-0
Punt Returns-Yards	2-17	0-0
Kickoff Returns-Yards	5-102	1-32
Interception Returns-Yards	0-0	2-8
Punts (Number-Avg)	6-35.0	5-29.0
Fumbles-Lost	0-0	1-0
Penalties-Yards	6-29	7-80
Possession Time	28:07	31:53
Third-Down Conversions	5 of 15	5 of 11
Fourth-Down Conversions	1 of 2	1 of 1
Red-Zone Scores-Chances	2-4	5-5
Sacks By: Number-Yards	0-0	4-21

RUSHING: FS- James, Dontel 12-20; Kline, Zach 1-11; Green, Treyvon 1-3; Jordan, Jamire 1-1; O'Neal, Dejonete 4-0; Johnson, KeeSean 1-minus-1; Virgil, Chason 6-minus-3;

Nebraska-Ozigbo, Devine 17-103; Newby, Terrell 11-56; Armstrong Jr., Tommy 11-42; Bryant, Tre 5-36; Moore, Alonzo 2-34; Wilbon, Mikale 1-16; Westerkamp, Jordan 1-9; Fyfe, Ryker 1-5; TEAM 1-minus-2; Pierson-El, De'Mornay 1-minus-7

PASSING: FS- Virgil, Chason 17-32-1-133-1; Kline, Zach 7-11-1-110-0. **Nebraska-Armstrong Jr.**, Tommy 5-10-0-108-1; Fyfe, Ryker 1-3-0-6-0.

RECEIVING: FS- Peck, Aaron 9-112; Johnson, KeeSean 8-61; Jordan, Jamire 5-52; Olsen, Chad 2-18. **Nebraska-Moore**, Alonzo 3-92; Morgan Jr., Stanley 1-11; Westerkamp, Jordan 1-6; Ozigbo, Devine 1-5

INTERCEPTIONS: FS- None. **Nebraska-Williams**, Kieron 1-8; Jones, Chris, 1-0

FUMBLES: FS- None. **Nebraska-Pierson-El**, De'Mornay 1-0

SACKS (Sacks-Yds): FS- None. **Nebraska-** Dzuris, Ross 2-4; Jackson, Lamar 1-11; Kalu, Joshua 1-6

TACKLE LEADER (UA-A): FS- Camilli, Jeff 3-7. **Nebraska-Williams**, Kieron 6-4

Game 2 | Nebraska 52, Wyoming 17

SCORE BY QUARTERS	1	2	3	4	FINAL
Wyoming	0	7	10	0	17
Nebraska	7	10	7	28	52

Lincoln (Sept. 10) --- Tommy Armstrong Jr. threw three touchdown passes to become NU's career leader and ran for another score, as the Huskers soared to a 52-17 win over Wyoming.

For the second straight week, Nebraska got off to a fast start, jumping out to a 17-0 lead and finished with a flourish.

After Wyoming cut the Husker lead to 24-17 heading into the fourth quarter, the Big Red erupted, outscoring the Cowboys 28-0 over the next 10 minutes, starting with Armstrong's 34-yard scoring strike to senior wide receiver Jordan Westerkamp.

The Cowboys then let the game get out of hand. On their first play from scrimmage on the ensuing drive, quarterback Josh Allen threw a screen pass behind running back Brian Hill. Ross Dzuris scooped up the backward lateral and rumbled to the one-yard line, setting up a one-yard Devine Ozigbo run to push the Big Red's lead to 38-17 with 12:59 left.

On Wyoming's next drive, Nathan Gerry intercepted Nebraska's third pass of the half, which set up a nine-yard touchdown pass to Westerkamp. The TD pass was Armstrong's 57th of his career, breaking the record of 56 by Taylor Martinez. Armstrong finished his record-setting day by completing 20-of-34 passes for 377 yards and three scores. On the ensuing drive, Chris Jones intercepted another Allen pass and returned it to the Wyoming 35. One play later, Ryker Fyfe hit Gabe Rahn with a 35-yard scoring strike to make it 52-17.

While Armstrong and the offense amassed 550 total yards, the Blackshirts set the tone for the second half by forcing six turnovers including five interceptions. The Husker defense surrendered 320 total yards, including just 131 on the ground.

The first interception of the game for the Blackshirts came from Aaron Williams, which thwarted Wyoming's second drive of the second half after the Cowboys had cut NU's lead to 17-10 with a field goal on the opening drive of the half. On the Cowboys' next possession, the Huskers pushed the lead back to 14, as Kieron Williams intercepted another Allen pass and returned it 23 yards for a score.

SCORING SUMMARY

QTR	TIME	TEAM	SCORE
1st	06:12	NEB	Armstrong Jr. 7 yd run (Brown kick)
2nd	09:03	NEB	Brown 29 yd field goal
2nd	05:57	NEB	Moore 63 yd pass from Armstrong (Brown kick)
2nd	00:08	WY	Gentry 35 yd pass from Allen (Rothe kick)
3rd	11:08	WY	Rothe 7 yd field goal
3rd	04:48	NEB	Williams 23 yd interception return (Brown kick)
3rd	01:35	WY	Hill 1 yd run (Rothe kick)
4th	13:11	NEB	Westerkamp 34 yd pass from Armstrong (Brown kick)
4th	12:59	NEB	Ozigbo 1 yd run (Brown kick)
4th	07:28	NEB	Westerkamp 9 yd pass from Armstrong (Brown kick)
4th	05:15	NEB	Rahn 35 yd pass from Fyfe (Brown kick)

TEAM STATISTICS

	WYO	NEB
FIRST DOWNS	16	25
RUSHES-YARDS (NET)	31-131	43-138
PASSING YDS (NET)	189	412
Passes Att-Comp-Int	32-16-5	35-21-1
TOTAL OFFENSE PLAYS-YARDS	63-320	78-550
Fumble Returns-Yards	0-0	1-9
Punt Returns-Yards	1-25	0-0
Kickoff Returns-Yards	2-40	3-86
Interception Returns-Yards	1-13	5-62
Punts (Number-Avg)	3-43.3	3-31.3
Fumbles-Lost	2-1	4-0
Penalties-Yards	5-42	7-93
Possession Time	26:53	33:07
Third-Down Conversions	2 of 10	8 of 14
Fourth-Down Conversions	1 of 2	0 of 2
Red-Zone Scores-Chances	2-2	4-6
Sacks By: Number-Yards	2-19	1-7

RUSHING: Wyo-Conway, Austin 3-70; Hill, Brian 17-49; Allen, Josh 7-7; Wick, Shaun 3-3; Hollister, Jacob 1-2; **Nebraska-Ozigbo**, Devine 15-44; Bryant, Tre 7-34; Newby, Terrell 4-20; Armstrong Jr., Tommy 12-12; Reilly, Brandon 1-12; Carter, Cethan 1-9; Pierson-El, De'Mornay 1-5; Lighbourn, Caleb 1-4; TEAM 1-minus-2.

PASSING: Wyo- Allen, Josh 16-32-5-189-1; **Nebraska-Armstrong**, Tommy 20-34-1-377-3; Fyfe, Ryker 1-1-0-35-1.

RECEIVING: Wyo- Gentry, Tanner 7-124; Maulhardt, Jake 4-22; Hollister, Jacob 3-20; Ellis, Jordan 1-15; Parker, Joseph 1-8. **Nebraska-Westerkamp**, Jordan 4-105; Newby, Terrell 4-27; Moore, Alonzo 3-109; Reilly, Brandon 2-52; Carter, Cethan 2-20; Morgan Jr., Stanley 2-17; Ozigbo, Devine 1-39; Rahn, Gabe 1-35; Pierson-El, De'Mornay 1-9; Bryant, Tre 1-minus-1

INTERCEPTIONS: Wyo- Wingard, Andrew 1-13. **Nebraska-Williams**, Kieron 1-23; Gerry, Nathan 2-8; Jones, Chris 1-27; Williams, Aaron 1-4.

FUMBLES: Wyo- Allen, Josh 2-1. **Nebraska-Nebraska-Armstrong**, Tommy 3-0; Bryant, Tre 1-0.

SACKS (Sacks-Yds): Wyo- May, D.J. 1-8; Granderson, Carl 1-11. **Nebraska-** Dzuris, Ross 0.5-3; Rose-Ivey, Michael 0.5-4

TACKLE LEADER (UA-A): Wyo- Wingard, Andrew 6-7. **Nebraska-Gerry**, Nathan 4-3; Banderas, Josh 2-5

Game 3 | Nebraska 35, No. 22 Oregon 32

SCORE BY QUARTERS	1	2	3	4	FINAL
Oregon	8	12	6	6	32
Nebraska	7	7	14	7	35

Lincoln (Sept. 17) -- Tommy Armstrong Jr. threw for 200 yards and three TDs, while his 34-yard draw play scored the go-ahead touchdown, lifting Nebraska to a 35-32 win over No. 22 Oregon.

Armstrong's gummy performance included completing 17-for-33 for 200 yards and three scores while running 16 times for 95 yards and a touchdown. Nebraska posted its first win in non-conference action against a ranked opponent since 2001.

After Oregon took a 32-28 lead with 10:31 remaining, the Huskers went 80 yards on 11 plays to regain the lead. Nebraska was facing a 4th-and-9 at its 48 with less than four minutes remaining when Armstrong found Westerkamp for 14 yards to keep the chains moving. Two plays later, the senior quarterback sprinted 34 yards to give the Huskers the lead for good with 2:29 left.



Oregon had one last drive and got the ball to midfield before the Husker defense stiffened. On 3rd-and-20, Freedom Akinmoladun forced a fumble which Oregon recovered at the NU 48. The Ducks had one last chance, but Michael Rose-Ivey snuffed out the play, tackling quarterback Dakota Prukop at the 45 to secure the win.

Prukop threw for 146 yards and ran for 94 for the Ducks, who rushed for 336 yards, including 100 by Kani Benoit.

Trailing 20-7, De'Mornay Pierson-El electrified the 350th consecutive sellout, taking an Oregon punt back 45 yards to get the Huskers in scoring position. Armstrong connected with Westerkamp for a 2-yard TD pass with five seconds left in the half to cut the lead to six.

The Huskers took the second half kickoff and marched 75 yards in seven plays. The Husker ground game put Nebraska into scoring position, before Armstrong threw a 22-yard touchdown pass to Bryan Reimers to take a 21-20 lead. The Huskers extended the lead to 28-20, as Devine Ozigbo scored on a 7-yard run with 6:13 left in the third quarter.

Oregon answered back with a 75 yard touchdown drive capped by Benoit's 41-yard run one play after the Ducks converted a 3rd-and-27. Oregon regained the lead early in the fourth quarter when Brooks-James scored his third touchdown of the day, this one from one yard, to make it 32-28 after the two-point conversion failed. Oregon went just 1-of-5 in two-point conversion attempts.

SCORING SUMMARY

QTR	TIME	TEAM	SCORE
1st	08:19	ORE	Brooks-James 20 yd run (Nelson rush)
1st	02:05	NEB	Westerkamp 22 yd pass from Armstrong (Brown kick)
2nd	05:56	ORE	Brooks-James 2 yd run (pass failed)
2nd	02:30	ORE	Griffin 50 yd run (rush failed)
2nd	00:05	NEB	Westerkamp 3 yd pass from Armstrong (Brown kick)
3rd	11:48	NEB	Reimers 22 yd pass from Armstrong (Brown kick)
3rd	06:13	NEB	Ozigbo 7 yd run (Brown kick)
3rd	02:42	ORE	Benoit 41 yd run (pass failed)
4th	10:31	ORE	Brooks-James 1 yd run (rush failed)
4th	02:29	NEB	Armstrong 34 yd run (Brown kick)

TEAM STATISTICS

	ORE	NEB
FIRST DOWNS	20	26
RUSHES-YARDS (NET)	47-336	47-228
PASSING YDS (NET)	146	200
Passes Att-Comp-Int	23-14-0	35-17-0
TOTAL OFFENSE PLAYS-YARDS	70-482	82-428
Fumble Returns-Yards	1-34	0-0
Punt Returns-Yards	1-5	3-42
Kickoff Returns-Yards	4-70	2-40
Interception Returns-Yards	0-0	0-0
Punts (Number-Avg)	6-36.8	5-47.2
Fumbles-Lost	1-0	3-1
Penalties-Yards	13-126	7-55
Possession Time	24:55	35:05
Third-Down Conversions	5 of 14	5 of 13
Fourth-Down Conversions	2 of 3	2 of 3
Red-Zone Scores-Chances	3-3	2-3
Sacks By: Number-Yards	1-4	1-5

RUSHING: UO- Benoit, Kani 6-100; Prukop, Dakota 20-97; Griffin, Taj 8-68; Brooks-James, Tony 7-37; Freeman, Royce 5-31; Allen, Devon 1-1; Aiello, Brady 0-2. **Nebraska-** Ozigbo, Devine 21-95; Armstrong Jr., Tommy 16-95; Newby, Terrell 7-42; Bryant, Tre 1-4; TEAM 1-minus-2; Pierson-El, De'Mornay 1-minus-6

PASSING: UO- Prukop, Dakota 14-23-0-146-0. **Nebraska-** Armstrong Jr., Tommy 17-33-0-200-3; Fyfe, Ryker 0-1-0-0-0; Team 0-1-0-0-0.

RECEIVING: UO- Nelson, Charles 8-80; Carrington, Darren 3-36; Stanford, Dwayne 1-23; Griffin, Taj 1-6; Brown, Pharaoh 1-1. **Nebraska-** Carter, Cethan 5-48; Westerkamp, Jordan 3-39; Moore, Alonzo 3-37; Morgan Jr., Stanley 3-35; Reimers, Bryan 1-22; Pierson-El, De'Mornay 1-11; Ozigbo, Devine 1-8.

INTERCEPTIONS: UO- None. **Nebraska-** None

FUMBLES: UO- None. **Nebraska-** Pierson-El, De'Mornay 1-0; Bryant, Tre 1-0; Armstrong Jr., Tommy 1-1.

SACKS (Sacks-Yds): UO- Robinson, Tyree 1-4. **Nebraska-** Dzuris, Ross 1-5

TACKLE LEADER (UA-A): UO- Ragin III, Johnny. 5-5. **Nebraska-** Gerry, Nathan 4-5