

N NEBRASKA FOOTBALL

FIVE-TIME NATIONAL CHAMPIONS • MOST WINS IN THE NATION LAST 40, 50 & 60 YEARS



NEBRASKA
CORNHUSKERS

- **Record:** 1-0 (0-0, Big Ten)
- **Last Game:** Fresno St., W, 43-10
- **Rankings:** Receiving Votes
- **Series:** Nebraska, 7-0
- **Coach:** Mike Riley
- **At Nebraska:** 7-7 (2nd year)
- **Career:** 100-87 (16th year)
- **vs. Wyoming:** first meeting



ESPN2

Anish Shroff, Play-by-Play
Kelly Stouffer, Analyst
Paul Carcaterra, Sidelines



WYOMING
COWBOYS

- **Record:** 1-0 (0-0, Mtn. West)
- **Last Game:** NIU, W, 40-34 (3OT)
- **Rankings:** Not ranked
- **Coach:** Craig Bohl
- **At Wyoming:** 7-18 (third year)
- **Career:** 111-50 (14th year)
- **vs. Nebraska:** first meeting

54

Nebraska quarterback Tommy Armstrong Jr. needs two touchdown passes in Saturday's game to tie a school career record in that category. Armstrong has 54 career TD passes, two behind Taylor Martinez's career total of 56 TD passes.

30

Nebraska has won 30 consecutive games against current members of the Mountain West Conference. The Huskers are 35-2 all-time against Mountain West schools.

261

Nebraska out-rushed Fresno State by 261 yards, outgaining the Bulldogs 292-31 in the rushing department. In last year's bowl win over UCLA, the Huskers had a 259-yard edge in rushing yards.

THE MATCHUP

Nebraska continues its season-opening homestand at Memorial Stadium on Saturday when the Huskers play host to the Wyoming Cowboys. Game time in Lincoln is set for 11 a.m. (CT) with the contest televised nationally on ESPN2.

Nebraska is coming off a solid opening to the 2016 season following a 43-10 victory over Fresno State on Saturday night in Lincoln. Nebraska led by just four points at halftime, but broke the game open with 29 unanswered points in the second half.

The Huskers showed a powerful rushing attack in the opening-game victory, racking up 292 yards on the ground, and averaging nearly six yards per carry. Nebraska also played turnover-free football in the game, did not allow a sack, and limited the Bulldogs to just 31 rushing yards.

Wyoming opened with a 40-34 triple overtime victory over Northern Illinois in Laramie, in a game that lasted well into Sunday morning. The Cowboys featured a balanced offensive attack in the win, rushing for 243 yards, while passing for 245 yards. Wyoming is coached by Craig Bohl who is in his third season at the helm of the program. Bohl played at Nebraska in the late 1970s and was a Husker assistant coach from 1995 to 2002.

The matchup with Wyoming completes a three-game series between the two schools. The Huskers won at Laramie in 2011 and defeated the Cowboys in Lincoln in 2013. Nebraska holds a 7-0 all-time edge against Wyoming on the gridiron.

NEBRASKA FOOTBALL TOP 10

- Nebraska is 881-368-40 all-time, one of only 10 schools with 800 wins.
- The Cornhuskers rank fourth all-time with their 881 victories.
- Nebraska has won five national titles (1970, 1971, 1994, 1995, 1997).
- The Huskers have won 46 conference championships.
- Nebraska's 52 all-time bowl appearances rank third nationally.
- Three Huskers have won the Heisman Trophy (Rodgers, Rozier, Crouch).
- Nebraska's 107 football Academic All-Americans lead the nation.
- The Huskers have 110 first-team All-Americans in school history.
- Nebraska football is the only team in any sport in NCAA history to total 100 athletic and academic All-Americans.
- Memorial Stadium has been sold out every game since Nov. 3, 1962, a streak of 349 consecutive sellouts (including Wyoming).



HUSKER RADIO

Greg Sharpe
Matt Davison
Brenden Stai

NATIONAL SIMULCASTS

• Sirius: 145 • XM: 206

1	NEBRASKA FRESNO STATE	43 10
Sept. 3 • 7 p.m. (BTN) Lincoln, Neb. • Memorial Stadium		
2	WYOMING NEBRASKA	1-0 1-0
Sept. 10 • 11 a.m. (ESPN2) Lincoln, Neb. • Memorial Stadium		
3	#24 OREGON NEBRASKA	1-0 1-0
Sept. 17 • 2:30 p.m. (ABC) Lincoln, Neb. • Memorial Stadium		
4	NEBRASKA NORTHWESTERN	1-0 0-1
Sept. 24 • 6:30 p.m. (BTN) Evanston, Ill. • Ryan Field		
5	ILLINOIS NEBRASKA	1-0 1-0
Oct. 1 • 2:30 p.m. (TBA) Lincoln, Neb. • Memorial Stadium		
6	NEBRASKA INDIANA	1-0 1-0
Oct. 15 • 2:30 p.m. (TBA) Bloomington, Ind. • Memorial Stadium		
7	PURDUE NEBRASKA	1-0 1-0
Oct. 22 • TBA (TBA) Lincoln, Neb. • Memorial Stadium		
8	NEBRASKA WISCONSIN	1-0 1-0
Oct. 29 • 6 p.m. (ABC/ESPN/ESPN2) Madison, Wis. • Camp Randall Stadium		
9	NEBRASKA #6 OHIO STATE	1-0 1-0
Nov. 5 • 7 p.m. (ABC/ESPN/ESPN2) Columbus, Ohio • Ohio Stadium		
10	MINNESOTA NEBRASKA	1-0 1-0
Nov. 12 • 6:30 p.m. (BTN) Lincoln, Neb. • Memorial Stadium		
11	MARYLAND NEBRASKA	1-0 1-0
Nov. 19 • (TBA) (TBA) Lincoln, Neb. • Memorial Stadium		
12	NEBRASKA #17 IOWA	1-0 1-0
Nov. 25 • TBA (TBA) Iowa City, Iowa • Kinnick Stadium		
13	BIG TEN CONFERENCE CHAMPIONSHIP GAME	
Dec. 3 • 7:17 p.m. (FOX) Indianapolis, Ind. • Lucas Oil Stadium		

NEBRASKA COMMUNICATIONS

One Memorial Stadium
P.O. Box 880123
Lincoln, NE 68588-0123
(402) 472-2263
sportsinfo@huskers.com
Shipping Address: 600 Stadium Drive

FOOTBALL CONTACTS

Credential Requests Huskers.com/Media

Assistant A.D./Communications.....Keith Mann
Phone.....402-472-0237
E-Mail.....kmann@huskers.com
Sr. Assoc. Comm. Director.....Shamus McKnight
Phone.....402-472-7772
E-Mail.....smcknight@huskers.com

Associate Comm. Director.....Matt Smith
Phone.....402-472-7780
E-Mail.....msmith@huskers.com

Associate Comm. Director.....Jeremy Foote
Phone.....402-472-7778
E-Mail.....jfoote@huskers.com

Admin. Associate (Credentials).....Vicki Capazo
Phone.....402-472-2263
E-Mail.....vcapazo@huskers.com

Huskers.com • @Huskers

GENERAL POLICIES

All player and coach interviews must be arranged at least one day in advance through the Nebraska Communications Office. Contact Keith Mann, Shamus McKnight, Matt Smith or Jeremy Foote. All post-practice interviews will be conducted at the practice site. Interviews will not be conducted in the weight room, Student Life Complex, training room, hallways or the tunnel leading from the locker room to the field. The Nebraska locker room, training room and football office meeting rooms are **OFF-LIMITS** to the media. When arriving for post-practice interviews, media should wait in the Hawks Center lobby, or access Memorial Stadium through Gate 11 entrance if practice is in the stadium.

Requested players are available (depending on class schedules) at the Monday press conferences (11:30 a.m.-1 p.m.) and after practice on the field on Tuesday (defense) and Wednesday (offense). Players cell phone numbers will **NOT** be given to the media.

Practices are **CLOSED** to the media and to the general public during the season. Media will be allowed to shoot photos/video at the start of practice on Tuesdays (app. 15 minutes). A Communications representative will be on hand during the open portion of practice.

After all games, Nebraska's locker room is closed. Head Coach Mike Riley, coordinators and requested players will be brought to the postgame interview room after a 10-minute cooling off period. At home, the postgame interview room is located in the strength complex of the Osborne Athletic Complex. Media are asked to wait to set up equipment until the conclusion of halftime. On the road, Coach Riley, assistant coaches and requested players will be brought to the designated interview area. Please note, **NO INTERVIEWS** will be conducted on the field as the players are returning to the locker room.

NEBRASKA MEDIA INFORMATION AND POLICIES

COACH AND PLAYER AVAILABILITY

MONDAY

Nebraska Weekly Press Conference

Coach Riley will be available in the West Stadium Level 6 at Memorial Stadium at 11:30 a.m. CT. The press conference will be available free at Huskers.com. Players will generally follow Coach Riley at the press conference.

Nebraska will not practice on Mondays.

TUESDAY

Big Ten Teleconference (Mike Riley - 11:24 a.m. CT)

To participate on the teleconference, media members should call 1-866-392-7674. Contact the Big Ten Conference Office for the weekly passcode. The calls will be available for playback approximately two hours after each conference at www.bigten.org.

- 11:00 a.m. – Pat Fitzgerald, Northwestern
- 11:08 a.m. – Jim Harbaugh, Michigan
- 11:16 a.m. – Paul Chryst, Wisconsin
- 11:24 A.M. – MIKE RILEY, NEBRASKA
- 11:32 a.m. – Mark Dantonio, Michigan State
- 11:40 a.m. – Kirk Ferentz, Iowa
- 11:48 a.m. – Tracy Claeys, Minnesota
- 11:56 a.m. – Chris Ash, Rutgers
- 12:04 p.m. – Lovie Smith, Illinois
- 12:12 p.m. – DJ Durkin, Maryland
- 12:20 p.m. – Darrell Hazell, Purdue
- 12:28 p.m. – James Franklin, Penn State
- 12:36 p.m. – Urban Meyer, Ohio State
- 12:44 p.m. – Kevin Wilson, Indiana

Defensive coordinator Mark Banker, requested defensive assistants and requested defensive players not at press conference available on field after practice.

WEDNESDAY

Offensive coordinator Danny Langsdorf, requested offensive assistants and requested offensive players not at press conference available on field after practice.

THURSDAY

Coach Riley available after practice on field.

FRIDAY

No Media Availability.

RILEY PHONE INTERVIEWS

Media wishing to try to arrange a phone interview may contact Keith Mann for availability. Please contact the Communications Office as far in advance as possible.

PLAYER PHONE INTERVIEWS

Out-of-town media requesting phone interviews with Nebraska players should contact Keith Mann or Shamus McKnight with those requests, preferably on Sundays, but no later than 10 a.m. CT on Monday of game week.

PLAYER/COACH MUG SHOTS

Action photos and/or a DVD of Nebraska mug shots may be obtained by calling or e-mailing the Nebraska Communications Office.

HUSKERS.COM

Huskers.com is the official site of Nebraska Athletics and includes updated stats, game notes, depth chart and extensive quotes and audio and video clips from Nebraska's Monday press conference, including Coach Riley and selected players in the afternoon.

CREDENTIALS

Media may make credential requests for Nebraska home games on-line at Huskers.com/media. Follow the steps on the web site to complete the application. You will receive an e-mail confirming your application, and approval/denial e-mail. Contact Vicki Capazo at (402) 472-2263 with questions. Once again this season, photo ID will be required to gain access to the stadium on game day and the name on your photo ID and credential must match. Single-game credentials will not be mailed and must be picked up on game day at media will call.

TELECONFERENCE/SATELLITE FEED/FTP

For video of Nebraska's press conferences contact the Communications Office. All of Coach Riley's press conferences are available live on Huskers.com. Several players will follow Riley at the press conference.

MEDIA GUIDE AND SUPPLEMENT ON-LINE

PDF versions of the 2016 Nebraska media guide and media supplement are available on Huskers.com. Please go to the "Football" page, on the right menu, click on "2016 Media Guide" and proceed.

BANK OF THE WEST NEBRASKA FOOTBALL SHOW "DAY BY DAY"

The Nebraska Football television show will air on several affiliates throughout the 2016 season. The stations and times are as follows:

- KOLN/KGIN–Lincoln (Sunday, 10:35 p.m.)
- KNPL–North Platte (Sunday, 10:35 p.m.)
- KMTV–Omaha (Sunday, 11 p.m.)
- Fox Sports Midwest–Monday, 1 p.m.

The N-Side Nebraska show will follow the half-hour football show and feature all 24 of Nebraska's sports, including football during the fall.

IMG HUSKER SPORTS RADIO NETWORK

The Husker IMG Sports Network will continue the strong tradition of broadcasting excellence in 2016, as it brings NU football to fans across the nation and the world.

In the state of Nebraska, KXSP (590 AM and KEZO (92.3 FM) serve as the Omaha affiliates. KLIN (1400 AM) along with KFGE (98.1 FM) remain the Lincoln affiliates, while KRVN (880 AM) is a powerful central Nebraska affiliate that reaches around the state. All radio broadcasts are available live on Huskers.com, the Official Husker App, TuneIn.com, the TuneIn Radio App and SiriusXM Satellite Radio.

2016 NEBRASKA STATIONS

- Ainsworth: 1400 AM
- Alliance: 1400 AM
- Beatrice: 1450 AM
- Broken Bow: 95.3 FM
- Chadron: 610 AM
- Columbus: 900 AM/101.1 FM
- Cozad: 1580 AM
- Fairbury: 1310 AM/99.5 FM
- Falls City: 1230 AM
- Fremont: 105.5 FM
- Grand Island: 1430 AM/97.3 FM
- Hastings: 1230 AM/94.5 FM
- Holdrege: 97.7 FM
- Imperial: 102.9 FM
- Kearney: 1340/105.9
- Lexington: 880 AM
- Lincoln: 1400 AM/98.1 FM
- McCook: 93.9/102.1 FM
- Neb. City: 1600 AM/103.1 FM
- Norfolk: 94.7 FM
- North Platte: 1240 AM/103.5 FM
- Ogallala: 93.5 FM
- Omaha: 590 AM/92.3 FM
- Scottsbluff: 960 AM/94.1 FM
- Sidney: 1340 AM/98.7 FM
- Superior: 1600 AM/103.9 FM
- Valentine: 940 AM
- West Point: 840/98.3 AM
- York: 1370 AM

WEEKLY MEDIA CALENDAR: NEBRASKA VS. WYOMING (SEPT. 5-10)

MONDAY, SEPT. 5	TUESDAY, SEPT. 6	WEDNESDAY, SEPT. 7	THURSDAY, SEPT. 8	FRIDAY, SEPT. 9	SATURDAY, SEPT. 10
PRESS CONFERENCE 11 a.m. - Lunch 11:30 a.m. - Mike Riley Players to follow	BIG TEN CONF. CALL 11 a.m. - Call begins 11:24 a.m. - Mike Riley Details: Contact Big Ten		NEBRASKA FOOTBALL RADIO HOUR (HSN) 7 p.m. - Mark Banker		GAME DAY Nebraska vs. Wyoming 11 A.M. CT (ESPN2)
NO PRACTICE	PRACTICE 3:45 - 5:30 p.m. Available after practice: • Mark Banker • Requested def. players • Requested def. coaches	PRACTICE 3:45 - 5:30 p.m. Available after practice: • Danny Langsdorf • Requested off. players • Requested off. coaches	PRACTICE 4 - 5:20 p.m. Available after practice: • Mike Riley	PRACTICE Afternoon walk-thru at Memorial Stadium NO MEDIA ACCESS	POST-GAME Post-game interview area Available after game: • Mike Riley • Coordinators • Requested players

NEBRASKA-WYOMING SERIES

Games: 7

Standing: Nebraska leads, 7-0

At Lincoln: Nebraska leads, 6-0

At Memorial Stadium: Nebraska leads, 6-0

At Laramie: Nebraska leads, 1-0

Date	Site	Rank		Result	Score
		NU/WYO			
9/29/1934	Lincoln	/	W		50-0
9/14/1968	Lincoln	14/	W		13-10
9/10/1983	Lincoln	1/	W		56-20
9/8/1984	Lincoln	2/	W		42-7
10/1/1994	Lincoln	2/	W		42-32
9/24/2011	Laramie	9/	W		38-14
8/31/2013	Lincoln	18/	W		37-34

Series scoring	Total	Average
Nebraska	278	39.7
Wyoming	117	16.7

- Saturday's meeting will complete a three-game series between the schools that included a 2011 game at Wyoming and the 2013 season opener in Lincoln.
- Nebraska has scored at least 37 points in six of the seven all-time meetings between the schools, including each of the past five.
- Terrell Newby rushed for 76 yards on 15 carries in the 2013 season opener, marking the first game of his Nebraska career.

HUSKER-WYOMING TIES

The Nebraska and Wyoming football programs share more than just a common border.

- Hall of Fame Nebraska Head Coach **Bob Devaney** joined the Huskers in 1962 after six highly successful seasons as the Cowboys' head coach from 1956 to 1961.
- Devaney posted a 35-10-5 record at Wyoming, before guiding NU to a 101-20-2 record in 11 seasons, including national championships in 1970 and 1971.
- Current Wyoming Head Coach **Craig Bohl** both played and coached at Nebraska. Bohl was on the Husker roster as a defensive back from 1977 to 1979. He coached for eight seasons on the Nebraska staff from 1995 to 2002, including his final three seasons as defensive coordinator.
- Bohl helped Nebraska to a pair of national championships (1995, 1997) during his stint as a Husker assistant coach.

BOHL JOINS LIST OF FORMER PLAYERS, COACHES TO FACE NU

Craig Bohl will join a short list of former Husker players and coaches to match up with Nebraska as an opposing head coach.

- Bohl is just the third former Husker player since 1950 to serve as a head coach in a matchup against Nebraska. Turner Gill was Kansas' head coach in a 2010 matchup with the Huskers, while Warren Powers guided both Washington State and Missouri against Nebraska.
- Bohl is one of six former Husker assistants to later coach against Nebraska as an opposing head coach. The list also includes Gill (Kansas), Powers (Washington State, Missouri), Kevin Steele (Baylor), Jim Walden (Iowa State) and Carl Selmer (Miami).

HUSKERS VS. MOUNTAIN WEST

Nebraska owns an impressive 35-2 all-time record against current members of the Mountain West Conference, including a 43-10 win over Fresno State last Saturday. Entering this week's game with Wyoming, Nebraska has won its past 30 matchups against Mountain West schools.

LAST 5 GAMES VS. MOUNTAIN WEST

Date	Opponent	Result
9-3-16	Fresno State	W, 43-10
9-13-14	at Fresno State	W, 55-19
8-31-13	Wyoming	W, 37-34
9-24-11	at Wyoming	W, 38-14
9-10-11	Fresno State	W, 42-29

RILEY PICKS UP WIN #100

Nebraska Head Coach **Mike Riley** earned his 100th win as a collegiate head coach in Saturday night's 43-10 victory over Fresno State. Riley won 93 games in 14 seasons at Oregon State and has seven victories at Nebraska.

- Riley is one of 22 active FBS head coaches with 100 career college victories.
- All 100 of Riley's victories have come while coaching in a Power Five Conference. Riley is one of 10 active coaches to win 100 games at a Power Five Conference school.

ACTIVE COACHES WITH 100 WINS AT POWER FIVE CONFERENCE SCHOOLS

Coach, Current School	Career Wins
Bill Snyder, Kansas State	193
Nick Saban, Alabama	183
Bob Stoops, Oklahoma	179
Mark Richt, Miami	146
Les Miles, LSU	140
Kirk Ferentz, Iowa	128
Urban Meyer, Ohio State	116
Tommy Tuberville, Cincinnati	113
Mike Leach, Washington State	105
Mike Riley, Nebraska	100

Note: Win totals reflect only wins at Power Five schools.

2016 HUSKERS LED BY VETERANS

The 2016 Huskers are one of the more veteran teams in the Big Ten Conference. Nebraska returned a total of 16 starters from last year's team, and the 2016 squad features 11 players who have double-figure career start totals. The leaders of that group include four players who have made more than 20 starts in their Nebraska careers.

MOST EXPERIENCED HUSKER STARTERS

Player, Pos.	Career Starts
Tommy Armstrong Jr., QB	34
Nathan Gerry, S	29
Drew Brown, PK	27
Cethan Carter, TE	25



BIG TEN STANDINGS

WEST DIVISION

Place	Team	Overall	Big Ten
1.	Illinois	1-0	0-0
	Iowa	1-0	0-0
	Minnesota	1-0	0-0
	Nebraska	1-0	0-0
	Purdue	1-0	0-0
	Wisconsin	1-0	0-0
7.	Northwestern	0-1	0-0

EAST DIVISION

Place	Team	Overall	Big Ten
1.	Indiana	1-0	0-0
	Maryland	1-0	0-0
	Michigan	1-0	0-0
	Michigan State	1-0	0-0
	Ohio State	1-0	0-0
	Penn State	1-0	0-0
7.	Rutgers	0-1	0-0

BIG TEN CONFERENCE

PLAYER OF THE WEEK NOMINEES

Game	Offense	Defense	Sp. Teams	Frosh
FS	Ozigbo	K. Williams		Jackson

WYO

ORE

NW

ILL

IND

PUR

WIS

OSU

UM

MARY

IOWA

Bold indicates winner

2016 HUSKER HONORS

Tommy Armstrong Jr., QB

- Earl Campbell Tyler Rose Award
- Maxwell Award Watch List
- Davey O'Brien Quarterback Award Watch List
- Johnny Unitas Award Watch List
- Manning Award Watch List

Drew Brown, PK

- Lou Groza Award Watch List
- Wuerffel Trophy Watch List
- Allstate AFCA Good Works Team Nominee

Cethan Carter, TE

- Mackey Award Watch List

Nathan Gerry, S

- Bednarik Award Watch List
- Jim Thorpe Award Watch List

Joshua Kalu, CB

- Lott IMPACT Award Watch List

Terrell Newby, LB

- Doak Walker Award Watch List

Brandon Reilly, WR

- Biletnikoff Award Watch List

Dylan Utter, C

- Rimington Trophy Watch List

Jordan Westerkamp, WR

- Biletnikoff Award Watch List

LAST TIME OUT**NEBRASKA 43, FRESNO STATE 10**

Team Stats	FS	NU
First Downs	17	20
Rushes-Yards	26-31	51-292
Passes	24-43-2	6-13-0
Passing Yards	243	114
Total Offense	274	406
3rd Downs	5-of-15	5-of-11
Turnovers	2	0
Penalties	6-29	7-80
Time of Possession	28:07	31:53

NU Rushing Leaders

Devine Ozigbo—17 carries, 103 yards, 2 TD
 Terrell Newby—11 carries, 56 yards
 Tommy Armstrong Jr.—11 carries, 42 yards, 2 TD

NU Passing Leader

Tommy Armstrong Jr.—5-10-0, 108 yards, TD

NU Receiving Leader

Alonzo Moore—3 receptions, 92 yards, TD

NU Defensive Leaders

Kieron Williams—10 tackles, TFL, Interception
 Joshua Kalu—7 tackles, sack, PBU, 2 hurries
 Ross Dzuris—4 tackles, 2 sacks, 3 TFL

NU Special Teams Leader

Drew Brown—4-4 PAT, touchback

NOTING GAME 1

- Nebraska won its 18th straight home night game dating back to 2008.
- Devine Ozigbo** rushed for a career-high 103 yards, marking his first career 100-yard game. His two touchdowns were also a career best, after he had one rushing touchdown as a freshman.
- Senior receiver **Alonzo Moore** had a career-long 57-yard touchdown reception, bettering a 44-yard catch at Rutgers. Moore also had a career-high 92 receiving yards, bettering his 84 yards at Minnesota in 2015.
- Nebraska rushed for 292 yards in the victory, marking the second straight game Nebraska topped 275 yards on the ground. NU rushed for 326 yards in the Foster Farms Bowl.
- Tommy Armstrong Jr.** accounted for 150 yards of total offense in the win and became just the second Husker to surpass 8,000 career yards of total offense. Armstrong now has 8,148 yards of total offense in his career. He accounted for three touchdowns with two rushing scores and one passing touchdown.
- Nebraska limited Fresno State to just 31 rushing yards, marking the third time in four games dating back to last season that Nebraska has limited its opponent to less than 100 rushing yards.
- Safety **Kieron Williams** had a career-high 10 tackles in the game and also had his first career interception. Williams entered the game with 16 career tackles.
- Defensive end **Ross Dzuris** had a career-high two sacks and three tackles for loss. Dzuris had 2.5 sacks in the 2015 season.
- Nebraska did not commit a turnover in the game, marking the first time since a win at Minnesota last season that NU did not have a turnover.

FIRST-TIME STARTERS MAKE DEBUT AGAINST FRESNO STATE

Six Nebraska players made their first career start in the Huskers' victory over Fresno State. The group included one senior, two juniors, two sophomores and true freshman punter **Caleb Lightbourn**.

FIRST-TIME STARTERS

- Sam Hahn, Sr., LG
- Tanner Farmer, Soph., RG
- David Knevel, Jr., RT
- Mick Stoltenberg, Soph., DT
- Kieron Williams, Jr., S
- Caleb Lightbourn, Fr., P

FOUR TRUE FRESHMEN EARN PLAYING TIME IN OPENER

Nebraska had four true freshmen make their Husker debuts in the season opener against Fresno State. In addition to Lightbourn, who started at punter, other true freshmen to hit the field were I-back/kickoff returner **Tre Bryant**, corner back **Lamar Jackson** and safety **JoJo Domann**.

TRUE FRESHMEN PLAYING IN OPENER

- Caleb Lightbourn, P, 4 punts, 36.2 average
- Tre Bryant, RB/KOR, 5 carries, 36 yards, TD; 32-yard KOR return
- Lamar Jackson, CB, 6 tackles, sack, 2 TFL
- JoJo Domann, S, 1 tackle

NEBRASKA LOOKS TO BUILD ON DOMINANCE AT LINE OF SCRIMMAGE

If the season opener is an indication, Nebraska will count on dominating the running game on both sides of the ball for success in 2016.

Nebraska churned out 292 rushing yards on 51 carries in the victory over Fresno State. That rushing effort came on the heels of running for 326 yards in the Foster Farms Bowl win over UCLA to close the 2015 season.

Over the past two games, the Nebraska offense has rushed the ball 113 times, while attempting 32 passes.

The Blackshirt defense has also done its part by shutting down the opposing running game. Fresno State rushed for just 31 yards on 26 carries, and the Huskers registered seven tackles for loss. NU limited UCLA to 67 rushing yards in the bowl game win.

WINNING THE RUNNING GAME (LAST 2 GAMES)

Opponent	NU Rush	Opp. Rush	+/-	Score
UCLA	62-326	16-67	+259	W, 37-29
Fresno St.	51-292	25-31	+261	W, 43-10

LOCKING UP THE ROCK

Nebraska did not commit a turnover in the season opener against Fresno State, while intercepting two Bulldog passes. The zero-turnover effort was NU's first since not having a giveaway in a 48-25 win at Minnesota last season.

- Nebraska had just two games last season when the Huskers were +2 or better in turnover margin (South Alabama, Minnesota) and won those two games by a combined 62 points.
- Nebraska has had four games with zero turnovers since the start of the 2014 season. In those games, Nebraska's average margin of victory is 31.3 points.

Improving in the turnover department is a key focus for the 2016 Huskers. Nebraska has had a positive turnover margin just one time in the past 12 seasons (+5 in 2009).

NU OFFENSE LOOKS TO BACK UP SUCCESSFUL 2015

The Nebraska offense had a productive first season under Head Coach Mike Riley and offensive coordinator Danny Langsdorf, and the unit appears ready for more growth this fall with many key pieces returning.

In 2015, Nebraska ranked second in the Big Ten in total offense and passing offense, while finishing third in scoring offense.

- Nebraska averaged 32.8 points per game and scored more than 30 points eight times, including five of the final seven games. Nebraska opened 2016 with a 43-point effort against Fresno State.
- The Huskers finished second in total offense at 446.9 yards per game and averaged 6.1 yards per play, the third-best mark in the conference.
- Nebraska passed for 266.9 yards per game to rank second in the conference. The Huskers also allowed just 14 sacks in 13 games to rank second in the Big Ten and ninth nationally.
- NU had 228 plays from scrimmage of at least 10 yards. That total ranked 22nd nationally and second in the Big Ten. Nebraska was also second in the Big Ten in plays of 20-plus yards with 78.
- Nebraska scored 48 points at Minnesota, marking its highest scoring output in its five seasons of Big Ten play. The last time NU scored more points in a conference game was a 51-41 win at Oklahoma State in 2010.
- Nebraska topped the 300-yard passing mark six times in 2015, including each of the first four games. NU had a season-high 407 passing yards at Purdue, the fifth most in school history.

ARMSTRONG POISED TO CHALLENGE NU RECORDS

Quarterback **Tommy Armstrong Jr.** has made 34 starts since taking over as NU's starter in 2013. He has started 26 of 27 games since the start of the 2014 season. Armstrong's 23 career victories rank ninth in school history.

Armstrong produced one of the best statistical seasons in the Big Ten in 2015, ranking among the league leaders in passing and total offense. In his senior year, Armstrong has several Nebraska career records firmly in his sights.

- Armstrong completed 55 percent of his passes in 2015 and threw for 3,030 yards. The passing total marked the third 3,000-yard passing season in school history.
- Armstrong threw for 2,695 yards in his sophomore season in 2014. He is one of just three players in Nebraska history with two 2,000-yard passing seasons, joining Zac Taylor and Taylor Martinez.
- With another 3,000-yard passing season in 2016, Armstrong would become the first Husker to post two 3,000-yard passing seasons.

- Armstrong has five career 300-yard passing games, including four in 2015 (319 vs. BYU, 309 at Miami, 368 vs. Southern Miss, 320 vs. Michigan State). He had a career-high 381 passing yards against USC in the 2014 Holiday Bowl. Armstrong has topped 250 passing yards 12 times in his career, the most in school history.

- Armstrong finished second in the Big Ten in passing yards per game in 2015, averaging 252.5 passing yards per game.

- Armstrong has 6,799 passing yards to rank second on the NU career list. He is 459 yards from Taylor Martinez's school record of 7,258 passing yards. Armstrong's passing yardage was seventh nationally among active FBS players entering the 2016 season.

- Armstrong has 54 career touchdown passes, just two shy of Martinez's career school record. Armstrong has thrown for at least three touchdowns seven times in his Nebraska career. His 54 career passing touchdowns were fourth among active FBS players entering the 2016 season.

- Armstrong has thrown for 22 touchdowns each of the past two seasons, tied for fourth on the NU season chart.

- Armstrong averaged 285.8 yards of total offense per game in 2015 to rank second in the Big Ten.

- Armstrong has 8,148 career total offense yards, good for second at Nebraska. He is 2,085 yards from the school record held by Martinez.

- Armstrong is the first player in NU history with two 3,000-yard total offense seasons, after posting 3,430 yards in 2015 and 3,400 yards in 2014. Those totals are third and fourth, respectively, on the season total offense list.

- Armstrong had a career-high 431 yards of total offense against Southern Miss in 2015, and he has 10 career games of at least 300 yards of total offense. The 10 300-yard total offense games are the most in school history.

- Armstrong ranked 27th in the nation in passes of more than 10 yards (132) in 2015, and 22nd in passes of 20-plus yards (51).

- Armstrong is one of 10 Nebraska quarterbacks to surpass 1,000 career rushing yards. He has 1,349 rushing yards, seventh-most among NU quarterbacks.

- Armstrong twice earned Big Ten Offensive Player-of-the-Week honors in 2015. He first earned the honor against Southern Miss, then was recognized for his four touchdowns (2 rush, 2 pass) and 320 passing yards in the win over No. 6 Michigan State.

- Armstrong was the only active FBS quarterback with 6,500 career passing yards and 1,000 career rushing yards entering 2016.

ARMSTRONG NATIONAL RANKINGS AMONG ALL ACTIVE FBS PLAYERS

Category	Total	Big Ten	National
Total Touchdowns	72	1st	t-2nd
Passing Touchdowns	54	1st	4th
Total Offense	8,148	1st	6th
Passing Yards	6,799	1st	7th
Completions	479	1st	12th

*-Rankings were entering 2016 season

CAREER WINS BY A QUARTERBACK

Rk.	Player, Years	Wins
1.	Eric Crouch, 1998-2001	35
2.	Tommie Frazier, 1992-95	33
3.	Turner Gill, 1981-83	29
4.	Steve Taylor, 1985-88	29
	Taylor Martinez, 2010-13	29
6.	Dave Humm, 1972-74	26
7.	Jerry Tagge, 1969-71	24
	Scott Frost, 1996-97	24
9.	Tommy Armstrong Jr., 2013-pres.	23

- **Note:** A full look at Armstrong's standings on NU's career charts can be found on pages 17-18 of this release.

WESTERKAMP CHASING NEBRASKA RECEIVING RECORDS

Senior receiver Jordan Westerkamp leads a Nebraska receiving corps that has the ability to rank as one of the nation's best this fall. Westerkamp is one of the top pass catchers in Nebraska history. He is one of four captains for the 2016 season, marking the second straight year he has served as a captain.

A Chicago area product, Westerkamp put together one of the most prolific receiving seasons in school history in 2015. He had 65 catches for 918 yards and seven touchdowns. He earned second-team All-Big Ten honors for his effort in 2015.

- His 65 catches were second on the NU single-season charts, and were the most receptions ever by a Husker receiver.
- Westerkamp had 918 receiving yards in 2015, the third-most in school history.

2016 OFFENSE GAME-BY-GAME

RUSHING

Game	Att.	Yds.	TD	Long
------	------	------	----	------

FS

WYO

ORE

NW

ILL

IND

PUR

WIS

OSU

MINN

MARY

IOWA

PASSING

Game	Passes	Yds.	TD	Long	Sacks
------	--------	------	----	------	-------

FS

WYO

ORE

NW

ILL

IND

PUR

WIS

OSU

MINN

MARY

IOWA

2016 DEFENSE GAME-BY-GAME

RUSHING DEFENSE

Game	Att.	Yds.	TD	Long
------	------	------	----	------

FS

WYO

ORE

NW

ILL

IND

PUR

WIS

OSU

MINN

MARY

IOWA

PASSING DEFENSE

Game	Passes	Yds.	TD	Long	Sacks
------	--------	------	----	------	-------

FS

WYO

ORE

NW

ILL

IND

PUR

WIS

OSU

MINN

MARY

IOWA

SACKS/TFL

Game	Sacks	Yds.	TFL	Yards
------	-------	------	-----	-------

FS

WYO

ORE

NW

ILL

IND

PUR

WIS

OSU

MINN

MARY

IOWA

HUSKERS REMEMBER SAM FOLTZ

Nebraska lost a member of its family this summer, when senior punter Sam Foltz passed away in an automobile accident on July 23.

The latest success story of the Huskers' legendary walk-on program, Foltz embodied Nebraska's commitment to success on the field, in the classroom and in the community. On the field, he was the 2015 Big Ten Punter of the Year and his career average of 42.6 yards per punt ranked fifth all-time at Nebraska. In the classroom, Foltz was a five-time member of the Nebraska Scholar-Athlete Honor Roll, and he earned his degree in agronomy last May. Foltz was also active in the community, earning spots on both the Brook Berringer and Tom Osborne Citizenship teams in 2016, when he was also awarded a Nebraska Student-Athlete HERO Leadership Award for his leadership and dedicated community service.

INITIATIVES TO HONOR SAM FOLTZ

- Nebraska football players will wear a special "SF27" decal (pictured) on their helmets to honor Foltz's memory. The logo will also be featured on players' game-day hats, sweatshirts and compression shirts, as well as on the coaches' sideline polo shirts.
- Nebraska's annual student-athlete HERO Leadership Award will be renamed the Sam Foltz Hero 27 Leadership Award. The award will be presented annually to 27 student-athletes across all sports who exhibit strong leadership qualities, commitment to service and ability to encourage/empower peers.
- The Sam Foltz Memorial Scholarship has been created and was presented to Drew Brown before the first game. The Foltz Scholarship will be presented annually to a member of the football team who embodied Foltz's traits of leadership, excellence in the community and in the classroom.
- Nebraska is selecting a Sam Foltz Captain of the Week who will join the season-long captains. The Foltz captain will carry a flag onto the field honoring Foltz's memory.

**SAM FOLTZ**

January 21, 1994 - July 23, 2016

- Westerkamp was sixth in the Big Ten in both receptions per game (5.0) and receiving yards per game (70.3).
- Westerkamp continues to move up the NU career charts. He is fourth on the NU career receiving yardage list with 1,954 yards, leaving him less than 750 yards from the No. 1 spot.
- He has 130 career receptions, to rank sixth on Nebraska's all-time list. He is 51 catches from the top spot on the career list.
- Westerkamp had a career-high 11 receptions for 118 yards against Southern Miss in 2015. The 11 catches were tied for third on the NU single-game receptions list.
- Westerkamp had a season-high 143 receiving yards against Michigan State, one of four 100-yard games in 2015 (107 vs. BYU, 118 vs. Southern Miss, 123 at Purdue). The four 100-yard games tied the Nebraska season record, accomplished five times previously.
- Westerkamp has seven career 100-yard receiving games to rank third on the NU career list in that category.
- Westerkamp's seven touchdown receptions in 2015 were tied for 10th on the season charts. He has 13 career touchdown receptions to rank in a tie for ninth place on that career list.
- Westerkamp (118) and Brandon Reilly (112) each topped 100 receiving yards against Southern Miss. That marked only the second time in NU history a pair of wideouts topped 100 receiving yards in the same game. Westerkamp and Kenny Bell combined for the feat against FAU in 2014.
- Westerkamp has caught a pass in 27 straight games, the fourth-longest streak in school history and just the eighth time in school history a player has had a streak of at least 20 consecutive games with a catch.

CONSECUTIVE GAMES WITH A RECEPTION

Rk.	Player, Years of Streak	Games
1.	Johnny Rodgers, 1970-72	37
2.	Terrence Nunn, 2004-07	32
3.	Kenny Bell, 2012-14	28
4.	Jordan Westerkamp, 2013-pres.	27

- **Note:** A full look at Westerkamp's standings on NU's career charts can be found on page 18 of this release.

REILLY BIG-PLAY LEADER IN HUSKER RECEIVING CORPS

Jordan Westerkamp is joined in the wide receiving corps by fellow senior **Brandon Reilly**, who established himself as one of the nation's top big-play receiving threats in 2015.

Reilly had 40 receptions for 754 yards and four touchdowns in 2015. His biggest touchdown reception was a game-winning score in the final minute against No. 6 Michigan State. He totaled three catches for 87 yards against MSU, with two receptions of at least 30 yards. The big-play effort against MSU was indicative of Reilly's season.

- Reilly had eight receptions of at least 30 yards, the fourth-most in the Big Ten.
- Reilly's average of 18.9 yards per reception ranked first among Big Ten receivers who averaged at least 2.0 catches per game. The 18.9 yard-per-catch average was also the third-best average in NU history for players with at least 40 receptions.

Westerkamp and Reilly are the headliners among a talented group of receivers that has the ability to rank among the nation's best in 2016.

TOP RETURNING HUSKER RECEIVERS

Player	Career Catches	Receiving TDs
Jordan Westerkamp	130	13
Brandon Reilly	49	4
Alonzo Moore	43	7
Cethan Carter, TE	40	3
De'Mornay Pierson-El	35	5
Stanley Morgan Jr.	26	3

KICKER BROWN CONTINUES FAMILY TRADITION

Place-kicker **Drew Brown** is a leading contender for conference and national honors, including the Lou Groza Award. Brown established himself as one of the nation's top kickers as a sophomore and earned second-team All-Big Ten honors last fall.

Brown made 21-of-27 field goals in 2015, including each of his last 11 field goals. Nine of the 11 field goals in his streak were from at least 40 yards, and the streak of 11 straight made field goals is tied for the fourth-longest streak in NU history.

- Brown connected on 13 field goals of at least 40 yards in 2015. He was 13-of-17 from beyond 40 yards, including 12-of-14 from 40-49 yards.
- Brown's 13 field goals of at least 40 yards tied for the most nationally among all kickers, matching the total of Joey Slye of Virginia Tech. Only five kickers had at least 10 field goals of 40 yards or more in 2015.

- In Big Ten Conference games, Brown connected on 12-of-14 field goals.

- Brown's 21 field goals in 2015 were second on the Nebraska season list.

- Brown was second in the Big Ten at 1.62 field goals per game and ranked 16th nationally in the category. He was third in the Big Ten in scoring at 8.2 points per game.

- Brown scored 107 points as a sophomore after posting a Nebraska freshman-record 101 points in 2014. He is the first player in Nebraska history with 100-point seasons as both a freshman and sophomore.

- Brown had multiple field goals in seven games in 2015.

Brown jump-started his 2015 season with a record-setting performance against Southern Miss. Brown made five field goals, all in the first half, in the Huskers' 36-28 victory.

- Brown's five field goals in a half tied an NCAA record. He now shares the record with fellow Husker Dale Klein (1985 at Missouri) and New Mexico State's Dat Ly (1988 at Kansas).
- Brown's five field goals were the most ever by a Husker in Lincoln, and tied a Memorial Stadium record held by two opposing kickers.
- The five field goals marked the third time in NU history a kicker had five or more field goals. Klein had an NCAA record seven field goals at Missouri in 1985, and Alex Henery had five field goals at Virginia Tech in 2009.

MOST SEASON FIELD GOALS IN HUSKER HISTORY

Rk.	Player, Year	FG
1.	Alex Henery, 2009	24
2.	Drew Brown, 2015	21
3.	Brett Maher, 2012	20

MOST FIELD GOALS OF 40 YARDS OR LONGER IN 2015

Rk.	Player, School	FG
1.	Drew Brown, Nebraska*	13
	Joey Slye, Virginia Tech*	13
3.	Taylor Bertolet, Texas A&M	11

*returns for 2016 season

BLACKSHIRTS LOOK TO STUFF THE RUN AGAIN IN 2016

The Nebraska Blackshirt defense entered 2016 with a goal of making big improvements in pass defense and pressuring the quarterback. The Huskers also look to duplicate their 2015 success in stopping the opponent run game.

The Huskers allowed opponents to rush for 109.9 yards per game, a mark that ranked second in the Big Ten and ninth nationally. NU was strong in the opener, holding Fresno State to just 31 rushing yards. In 14 games since the start of the 2015 season, Nebraska has limited six opponents to less than 90 rushing yards.

- NU is 6-0 in games when opponents rushed for less than 90 yards since the start of 2015.
- Nebraska held Southern Miss to 11 rushing yards, its best run defense effort since Michigan had -17 rushing yards in 2013. South Alabama had just 19 rushing yards.
- In Big Ten play, Nebraska limited Minnesota to 65 rushing yards, while Rutgers had just 89 yards on the ground.

Nebraska did generate a solid pass rush in the opening win over Fresno State, recording four sacks. The Huskers allowed 243 passing yards to the Bulldogs, but did have two interceptions.

GERRY RETURNS TO LEAD HUSKER SECONDARY

Nebraska senior safety **Nathan Gerry** has been a fixture for the Husker defense the past three seasons. Gerry started every game in the secondary in 2014 and 2015 and made his mark as one of the top defensive backs in the Big Ten Conference. Gerry is in his second season as a captain in 2016 and will make his season debut against Wyoming.

In 2015, Gerry was a third-team All-Big Ten choice by the league media, marking the second straight year he earned all-conference accolades. As a sophomore, Gerry garnered second-team all-conference honors.

- Gerry has led Nebraska in interceptions each of the past two seasons with five in 2014 and four in 2015.
- Gerry ranked in the top 10 in the Big Ten in interceptions each of the past two seasons. As a sophomore in 2014, he led the league in interceptions in conference games, with all five picks coming in Big Ten play.
- Gerry's nine interceptions rank just outside of the career top 10 at Nebraska, and he is five interceptions from the career record of 14 interceptions.
- Gerry led Nebraska in tackles in 2015 with 79 stops and ranked second in 2014 with 88 tackles.
- Gerry has 199 career tackles to rank 33rd in school history and fifth all-time among NU defensive backs. He is 55 tackles from the top 10 on the NU career list, and just 28 tackles from ranking second among defensive backs.

MOST TACKLES AMONG DEFENSIVE BACKS IN NEBRASKA HISTORY

Rk.	Player, Pos.	Years	Tackles
1.	Mike Brown, Safety	1996-99	287
2.	Daniel Bullocks, Safety	2002-05	226
3.	Larry Asante, Safety	2007-09	224
4.	Tyrone Byrd, Safety	1989-92	209
5.	Nathan Gerry, Safety	2013-pres.	199

NEBRASKA HOPE TO CONTINUE WINNING ON 'MONEY DOWN'

Coaches regularly preach the importance of winning on third down. Nebraska was effective on the 'money down' on both offense and defense in 2015, and looks to carry that success into this season.

- Nebraska ranked third in the Big Ten in third-down conversions at 44.8 percent. Defensively, the Huskers were fifth in opponent third-down conversions at 34.0 percent.
- The Huskers ranked 24th nationally in both categories. Nebraska joined Clemson, Michigan and Tennessee as the only schools in the nation to rank in the top 25 in both third-down conversions and opponent third-down conversions.
- In the season opener, Nebraska hit on 5-of-14 third-down attempts, while limiting Fresno State to 33 percent (5-of-15).

NEBRASKA UNDER RILEY

Overall	7-7
vs. AP Ranked Teams	1-1
vs. AP Top 10 Teams	1-1
vs. Unranked Teams	6-6
vs. Big Ten Teams	3-5
Home	4-4
Road	2-3
Neutral	1-0
In August	0-0
In September	3-2
In October	1-4
In November	2-1
In December	1-0
In January	0-0
When Rushing for 200 or more yards	5-0
When Rushing for 300 or more yards	1-0
When Passing for 200 or more yards	4-5
When Passing for 300 or more yards	3-3
When NU player rushes for 100 yards	3-0
When NU has two 100-yard rushers	0-0
When NU player has 100 yards receiving	2-2
When Opponent has 100 Yd. Rusher	1-4
When Scoring 35 or More Points	6-1
When Holding Opponent to 10 Pts. or less	2-0
When forcing three or more turnovers	2-0
When Nebraska scores first	5-4
When Nebraska leads at halftime	5-2
When Nebraska trails at halftime	1-5
When Nebraska is tied at halftime	1-0
Games decided by 11 points or more	4-0
Games decided by 10 or less	3-7
Games decided by 7 or less	1-5
Games decided by 3 or less	1-4
Overtime games	0-1

2016 TEAM GAME-BY-GAME TURNOVER MARGIN

Game	Turnovers			Takeaways			+/-
	Fumb.	INT	Total	Fumb.	INT	Total	
FS	0	0	0	0	2		+2
WYO							
ORE							
NW							
ILL							
IND							
PUR							
WIS							
OSU							
MINN							
MARY							
IOWA							

PENALTIES

Game	NU		Opponent	
	Pen.	Yds.	Pen.	Yds.
FS	7	80	4	29
WYO				
ORE				
NW				
ILL				
IND				
PUR				
WIS				
OSU				
MINN				
MARY				
IOWA				

HOME OF THE HUSKERS

Memorial Stadium's history dates back more than 90 years. In the fall of 1922, a drive for \$430,000 in stadium construction funds was undertaken by faculty, students, alumni and friends of the University.

The stadium was named Memorial Stadium to honor all Nebraskans who served in the Civil and Spanish-American Wars; the 751 Nebraskans who died in World War I; the 3,839 in World War II; the 225 in Korea; the 422 in Vietnam; and those in Iraq.

Construction was completed in a few more than 90 working days and Memorial Stadium was dedicated on Oct. 20, 1923, at the Homecoming game in which Nebraska was held to a scoreless tie by Kansas.

The field at Memorial Stadium was named Tom Osborne Field - after the Huskers' legendary Hall-of-Fame coach - in 1998, one year after Osborne's retirement following 25 years and 255 victories as Nebraska's head coach.

TOP 10 HOME CROWDS

Rk.	Date	Opponent	Atten.
1.	Sept. 20, 2014	Miami	91,585
2.	Sept. 14, 2013	UCLA	91,471
3.	Aug. 30, 2014	Fla. Atlantic	91,441
4.	Nov. 29, 2013	Iowa	91,260
5.	Sept. 27, 2014	Illinois	91,225
6.	Nov. 22, 2014	Minnesota	91,186
7.	Aug. 31, 2013	Wyoming	91,185
8.	Nov. 2, 2013	Northwestern	91,140
9.	Nov. 1, 2014	Purdue	91,107
10.	Oct. 25, 2014	Rutgers	91,088

TOP 5 SEASON ATTENDANCE

Rk.	Year	Games	Total	Avg.
1.	2014	7	638,744	91,249
2.	2013	8	727,466	90,933
3.	2015	7	629,986	89,998
4.	2009	7	601,216	85,888
5.	2010	7	599,648	85,648

LONGEST HOME WIN STREAKS

Rk.	Began	Ended	Wins
1.	Oct. 19, 1991	Oct. 31, 1998	47
2.	Sept. 28, 1901	Oct. 20, 1906	33
3.	Nov. 27, 1998	Nov. 2, 2002	26
4.	Sept. 27, 1969	Nov. 23, 1972	23
5.	Oct. 3, 1981	Nov. 17, 1984	21

Note: All streaks at Memorial Stadium, except for the 33-game home winning streak from 1901 to 1906, which occurred prior to Memorial Stadium opening in 1923.



NU STAFF BRINGS

VETERAN PRESENCE TO SIDELINE

Nebraska Head Coach Mike Riley is in his second season in Lincoln in 2016. The season also marks Riley's 25th season overall as a head coach. Riley is in his 16th season as a college head coach, including 14 years at Oregon State and two at Nebraska. He also has nine years as a professional head coach, including three years as an NFL head coach.

- Riley picked up his 100th career college coaching win in the season opener. Riley won 93 games in 14 seasons at Oregon State, before coming to Nebraska.
- Riley is in his 42nd overall season in either the college or professional coaching ranks, the second-most of any FBS head coach entering 2016. He trails only Alabama's Nick Saban, who enters his 44th season in coaching in 2016.
- With his 25 years of head coaching experience, Riley ranks second among current FBS head coaches in total years of head coaching experience. Notre Dame's Brian Kelly is in his 27th season in 2016.
- Riley is one of only four FBS head coaches with at least three years of NFL head coaching experience. Three of those four coaches are in the Big Ten, including Riley, Illinois' Lovie Smith and Jim Harbaugh of Michigan.
- Riley posted a win over sixth-ranked Michigan State in 2015, marking the 15th win of his collegiate coaching career over a ranked team. The victory over the Spartans was Riley's sixth win over a top-10 team.

FOUR SENIORS ELECTED AS 2016 TEAM CAPTAINS

Four Nebraska seniors have been selected by their teammates as captains for the 2016 season. The four players include two each on offense and defense and come to Nebraska from three states.

2016 NEBRASKA TEAM CAPTAINS

- Josh Banderas, Sr., LB, Lincoln, Neb.
- Nathan Gerry, Sr., S, Sioux Falls, S.D.
- Dylan Utter, Sr., C, Papillion, Neb.
- Jordan Westerkamp, Sr., WR, Lombard, Ill.

CAPTAIN NOTES

- **Jordan Westerkamp** and **Nathan Gerry** become just the ninth and 10th two-time captains in school history.
- Westerkamp's selection marks the fourth straight year a receiver has served as captain.
- **Dylan Utter** and **Josh Banderas** continue a long line of Nebraska natives who have served as Nebraska captains. This marks the 11th straight year a Nebraska native has been named a team captain.
- Utter is the third player in four seasons to become a captain after arriving in the program as a walk-on, joining offensive lineman Spencer Long (2013) and defensive end Jack Gangwish (2015). It also marks the fourth straight year an offensive lineman has been a captain.

MOST 9-WIN SEASONS SINCE 1960

N	NEBRASKA CORNHUSKERS	47
	ALABAMA CRIMSON TIDE	34
M	MICHIGAN WOLVERINES	32
	PENN STATE NITTANY LIONS	30

- **Nathan Gerry** serving as a captain marks the fourth straight year a defensive back has been a captain. That group includes Gerry in 2015, Corey Cooper and Josh Mitchell in 2014 and Ciente Evans in 2013.
- In addition to four season-long captains, Nebraska will also have a weekly Sam Foltz Honorary captain.
Fresno State—Sam Hahn & Alonzo Moore

NEBRASKA WALK-ON TRADITION CONTINUES

Mike Riley placed three former walk-ons on scholarship before the start of the season. The members of the group are all Nebraska natives and fifth-year seniors in the Husker program.

WALK-ONS AWARDED SCHOLARSHIPS

- Graham Nabity, FB (Elkhorn, Neb.)
- Logan Rath, DT (Giltner, Neb.)
- Brad Simpson, LB (Ralston, Neb.)

Nabity has played in 26 games in his Nebraska career, primarily on special teams.

Rath is in the mix for playing time at defensive tackle in his senior year. Rath has played in two games at Nebraska.

Simpson is among Nebraska's top special teams performers. He has played in 28 games and has nine special teams tackles with the Huskers.

Nebraska has a long tradition of relying on its walk-on program to help build the foundation of the program. Six walk-ons have gone on to earn first-team All-America honors for Nebraska, while 13 walk-ons have earned first-team academic All-America recognition.

NU RANKS AMONG NATION'S ATTENDANCE LEADERS

Nebraska averaged 89,998 fans for its seven home games at Memorial Stadium in 2015. Nebraska's attendance average ranked 11th in the nation and fourth among Big Ten schools. The 2015 season marked the third straight year Nebraska ranked 11th or higher in average attendance. The Big Ten had seven of the top 24 schools in average home attendance in 2015.

In 2014, Nebraska was 10th in average home attendance with 91,249 fans per game. The average attendance for seven home games was the largest ever at Memorial Stadium, bettering the 2013 mark of 90,933 per game.

NU has ranked in the top 20 nationally in attendance each of the 17 years with available attendance figures.

NCAA RECORD SELLOUT STREAK ROLLS INTO 2016

One of the most remarkable streaks in collegiate sports continues in 2016. Nebraska has sold out every game at Memorial Stadium since Nov. 3, 1962, a streak of 349 consecutive sellouts, 100 more than second-place Notre Dame.

- Nebraska owns a 297-51 (.853) record during the sellout streak.
- Overall attendance during the sellout streak totals 26,440,170.

LONGEST SELLOUT STREAKS IN NCAA HISTORY

Rk.	School	Total
1.	Nebraska	349
2.	Notre Dame	249

HUSKERS OWN BIG ADVANTAGE AT MEMORIAL STADIUM

Nebraska has rewarded the loyalty of its fans with great success at Memorial Stadium.

- Nebraska has won at least six home games in 23 of the past 29 seasons. NU is 163-28 (.853) at home in the last 28 seasons (since 1989).
- Nebraska's most recent perfect home season occurred in 2012.
- The Huskers are 13-7 in Big Ten home games since joining the league in 2011.
- In the past three decades, NU has had three home winning streaks of 20 or more games and overall has posted 41 unbeaten and untied home seasons.
- The Huskers are 532-147-20 (.775, 699 games, 127 years) in Lincoln, and 407-124-13 (.760, 544 games, 93 years) in Memorial Stadium (since 1923).




NEBRASKA AMONG NATION'S TOP ALL-TIME PROGRAMS

Nebraska is in its 127th season of college football and owns an 881-368-40 all-time record in 1,289 games (.699). Nebraska is one of 10 programs with 800 all-time victories, ranking fourth with 881 wins.

Since 1970, NU has compiled a 447-127-5 record, for a .776 winning percentage in 579 games.

- Nebraska ranks as the nation's winningest program over the last 40, 50 and 60 years.
- Since Nebraska's first football season in 1890, Husker teams have won 11 or more games 12 times, including seven times since 1993.
- Nebraska has won 12 or more games seven times, including three seasons with 13 wins (1971, 1994, 1997).
- Nebraska has 24 10-win seasons since 1970.
- Nebraska has 49 nine-win seasons in school history, including 41 since 1970 and 47 since Bob Devaney took over the Nebraska program in 1962. No other school in the nation has more than 32 nine-win seasons in that same time.

MOST NATIONAL TITLES SINCE 1970

	ALABAMA CRIMSON TIDE	7
	NEBRASKA CORNHUSKERS	5
	MIAMI HURRICANES	5

- NU was the first team in NCAA history to win 100 games in consecutive decades, leading the nation with 103 wins in the 1980s and ranking second with 108 wins in the 1990s.
- Nebraska ranks third in NCAA history with 52 all-time bowl appearances, while the Huskers rank in a tie for seventh with 26 bowl victories.

HUSKERS RANK IN TOP FIVE OF ALL-TIME AP RANKING

The Associated Press weekly poll began in 1936 and has been a fixture in college football ever since. This August the AP released an all-time top 100 for the first time, ranking programs over the history 80-year history of the poll.

Nebraska checked in at No. 6 in the all-time rankings and was one of three Big Ten programs in the top seven in the poll. Nebraska has appeared in 65 percent of all polls since 1936 and has been ranked No. 1 in 72 polls.

ASSOCIATED PRESS ALL-TIME TOP 10

Rk.	School	Points
1.	Ohio State	1,112
2.	Oklahoma	1,055
3.	Notre Dame	1,042
4.	Alabama	993
5.	Southern California	974
6.	Nebraska	901
7.	Michigan	894
8.	Texas	822
9.	Florida State	714
10.	Florida	674

- In addition to the lofty rankings in the AP all-time top 10 poll, Nebraska was also recently recognized as a historically elite program by ESPN.com. In a late August article, ESPN.com identified Nebraska as one of one of eight "Blue Blood" programs in college football history.

NEBRASKA AMONG LEADERS IN AP NATIONAL TITLES


Alabama leads the nation by winning 10 Associated Press national titles since 1936, with Notre Dame (8), Oklahoma (7), Miami (5), USC (5), Nebraska (4) and Minnesota (4) next in line. While the Huskers were awarded the national title by the coaches in 1997, NU finished second to Michigan in the AP poll.

In 1970, Nebraska was awarded the AP national title, but not the coaches (Texas was first, Ohio State second and NU third) as the final poll was released before the bowl games were played. In the coaches poll (since 1950), NU is tied for fourth with Miami and Texas with four titles, behind Alabama (9), Oklahoma (6) and USC (5).



MOST ALL-TIME VICTORIES

	MICHIGAN WOLVERINES	926
	NOTRE DAME FIGHTING IRISH	892
	TEXAS LONGHORNS	887
	NEBRASKA CORNHUSKERS	881




MOST WINS LAST 60 YEARS

	NEBRASKA CORNHUSKERS	534
	OKLAHOMA SOONERS	525
	OHIO STATE BUCKEYES	515

MOST WINS LAST 50 YEARS

	NEBRASKA CORNHUSKERS	477
	OKLAHOMA SOONERS	455
	OHIO STATE BUCKEYES	451

MOST WINS LAST 40 YEARS

	NEBRASKA CORNHUSKERS	386
	FLORIDA STATE SEMINOLES	372
	OHIO STATE BUCKEYES	368

MOST WINS LAST 30 YEARS

	FLORIDA STATE SEMINOLES	289
	NEBRASKA CORNHUSKERS	287
	OHIO STATE BUCKEYES	278
	FLORIDA GATORS	276

HUSKER HIGHLIGHTS

1

Nebraska football is the only team in any sport in NCAA history to boast 100 athletic All-Americans and 100 academic All-Americans.

2

Nebraska is the only program to have at least two players selected in every NFL Draft of the Common Draft Era (since 1967).

3

Three Huskers have won the Heisman Trophy, all since 1972. Johnny Rodgers won in 1972, Mike Rozier in 1983 and Eric Crouch in 2001.

4

Nebraska ranks fourth in NCAA history with 881 all-time victories. The Huskers are one of only 10 teams with 800 all-time wins.

5

Nebraska has won five national titles: 1970, 1971, 1994, 1995 and 1997. The Huskers have won the second-most national titles of any school in the country since 1970.

9

Nebraska ranks ninth nationally with a total of 23 former players and coaches (17 players, six coaches) who have been enshrined in the College Football Hall of Fame.

23

Nebraska leads the nation with a former Husker on a Super Bowl roster for 23 consecutive years.

46

The Huskers have won 46 conference titles in program history, the most of any school in the country. This includes 33 perfect conference seasons and 27 unbeaten seasons.

52

Nebraska ranks third in NCAA history with 52 all-time bowl appearances. The Huskers are one of only five teams to appear in 50 bowl games.

107

Nebraska football has totaled 107 CoSIDA Academic All-Americans, the most of any team in any sport in NCAA history.

325

Across all sports, the University of Nebraska has totaled a nation-leading 325 CoSIDA Academic All-Americans, 73 more than any other school.

349

Memorial Stadium has been sold out for an NCAA-record 348 consecutive games dating back to Nov. 3, 1962. (includes Wyoming)

CONFERENCE CROWNS

Nebraska has won 46 football conference championships in school history. The Huskers won 13 conference titles under Tom Osborne and eight under Bob Devaney.

During its 15-year history in the Big 12 Conference, Nebraska won league titles in 1997 and 1999, and also appeared in the Big 12 Championship Game in 1996, 2006, 2009 and 2010. Nebraska was one of just three teams to capture two or more Big 12 titles in the first 15 years of the league, joining Oklahoma and Texas. Nebraska's six Big 12 title game appearances were second only to Oklahoma's eight. Nebraska made its first appearance in the Big Ten Championship Game in 2012.

A HOLIDAY TRADITION

Nebraska participated in its 52nd all-time bowl game with its appearance in the 2015 Foster Farms Bowl.

Nebraska is one of only five programs with 50 or more bowl appearances, and its 52 bowl appearances are third all-time, trailing only Alabama (62) and Texas (53).

- The Huskers have played in the postseason in 45 of the past 47 seasons.
- Nebraska appeared in an NCAA-record 35 straight bowl games from 1969 to 2003.
- NU owns a 26-26 all-time bowl record, and the 26 bowl victories rank seventh nationally.

ALL-TIME BOWL APPEARANCES



ALABAMA
CRIMSON TIDE 62



TEXAS
LONGHORNS 53



NEBRASKA
CORNHUSKERS 52

NEBRASKA FOOTBALL FACTS

HISTORY

Season of Football.....	127th
All-Time Games Played	1,288
All-Time Record	881-368-40 (.699)
National Ranking in All-Time Wins	4th
All-Time Bowl Appearances	52
National Ranking in Bowl Appearances	3rd
All-Time Bowl Record	26-26

CHAMPIONSHIPS

National Championships	5
Back-to-Back National Championships	2
Undefeated Seasons	11
Perfect Seasons	9
Conference Championships	46

RECORD BREAKDOWN

Home Games	532-147-20 (.775)
Memorial Stadium	407-124-13 (.760)
Record in August	14-0-0 (1.000)
Record in September	170-41-6 (.797)
Record in October	357-139-19 (.712)
Record in November	303-154-15 (.658)
Record in December	22-13-0 (.629)
Record in January	14-21-0 (.400)
Record in February	1-0-0 (1.000)
In Overtime.....	8-2
At Night.....	92-37-3
When Scoring 35+ Points.....	362-7
When Allowing 10 Points or Less	250-7-1
vs. Big Ten Teams	106-84-10
• In Big Ten Play (since 2011).....	25-16
• Home	13-7
• Away.....	12-8
• Neutral	0-1
vs. Ranked Teams	103-123-3
• Home	49-38-0
• Away.....	29-61-3
• Neutral	25-24-0
• as No. 1 Team	46-7-1

STREAKS

Consecutive Games Scoring a Point	258
Consecutive Home Games Scoring a Point...	314
Consecutive Home Sellouts (includes Wyo.)	349
Record in Sellout Streak	297-51
• vs. Ranked Teams	44-27

INDIVIDUAL

College Football Hall of Fame Players	17
College Football Hall of Fame Coaches.....	6
First-Team All-Americans	110
CoSIDA Academic All-Americans*	107
NCAA Top Ten Award Winners*	9
Heisman Trophy Winners	3
Walter Camp Award Winners	3
Maxwell Trophy Winners	1
Outland Trophy Winners*	9
Lombardi Trophy Winners	5
Butkus Award Winners.....	1
Johnny Unitas Golden Arm Award Winners..	1
Davey O'Brien Award Winners	1
Rimington Award Winners	1
Bednarik Award Winners	1
Nagurski Trophy Winners	1
Retired Jerseys	17
Retired Numbers	2
All-Conference Selections	515

*Total leads the nation

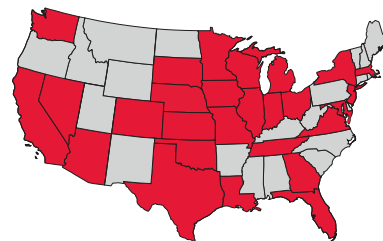
2016 SEASON NOTEBOOK

SCHEDULE NOTES

- The Big Ten Conference moves to a nine-game conference schedule in 2016. Nebraska and the other six members of the Big Ten West Division will play four home games and five road games.
- The Huskers' games against Maryland and Indiana will mark Nebraska's first conference matchups with those schools. The meeting with Maryland will mark the first-ever matchup between the teams.
- The Huskers' non-conference schedule is highlighted by the start of a home-and-home series with Oregon. The Ducks will visit Memorial Stadium on Sept. 17, completing a three-game homestand to open the season. Nebraska will make a return trip to Eugene in the 2017 season. The two meetings are the first between the schools since Oregon played in Lincoln in both 1985 and 1986.
- Nebraska will play seven games against teams that played in a bowl game last season, including New Year's Six participants Iowa (Rose) and Ohio State (Fiesta). The Big Ten Championship Game is scheduled for Saturday, Dec. 3, at Lucas Oil Stadium in Indianapolis.

COACHING STAFF NOTES

- The Nebraska coaching staff has one new full-time face for the 2016 season, but it is a familiar one to Husker fans. Mike Riley hired John Parrella as the Huskers' defensive line coach in February. A former Nebraska and NFL standout, Parrella returned to his alma mater after two seasons on the defensive staff at Northern Michigan.
- Parrella was an All-Big Eight defensive tackle for Nebraska and played 12 seasons in the NFL, including appearances in three Super Bowls.
- Defensive coordinator Mark Banker did not coach a position in his first year at Nebraska in 2015. This fall, Banker is coaching the Huskers' safeties, allowing Brian Stewart to focus solely on the cornerbacks.
- The Husker full-time coaching staff has numerous ties to the National Football League, led by Coach Riley. The Huskers have also added new faces in support roles with links to the NFL. Former St. Louis Rams General Manager Billy Devaney is the Huskers' Executive Director of Player Personnel and Special Assistant to the Head Coach. Roman Sapolu is in his second season as a graduate assistant with the program and is the son of Jesse Sapolu a member of four World Championship teams with the San Francisco 49ers. Chase Haslett is an offensive assistant in 2016 and is the son of long-time NFL coach Jim Haslett. James Rodgers, who played under Mike Riley at Oregon State, spent time in the NFL with the Atlanta Falcons. Rodgers has joined the program as a personnel assistant.



ROSTER NOTES

- Nebraska has a long history of attracting players from all parts of the United States, and the 2016 roster is no different. Nebraska has players from 27 states and Canada on its 137-player roster.
- The Huskers have 57 homegrown Nebraska players on the 2016 roster.
- The roster includes seven additional states with at least five players. Nebraska has 10 players from California, eight each from Florida, Louisiana, Missouri and Texas, and five each from Colorado and Illinois.
- Nebraska's 2016 signing class featured 21 players from 14 states, including multiple signees from California (4), Nebraska, Colorado and Missouri (2).

ACADEMIC NOTES

- Four Huskers are playing this season as graduate students. **Charles Jackson** (May, 2016), **Alonzo Moore** (August, 2016), **Michael Rose-Ivey** (August, 2016), and **Corey Whitaker** (August, 2016) have all earned their degrees. In addition, punter **Sam Foltz** (May, 2016) had earned his college degree before his passing in July.
- Nineteen additional members of the senior class are expected to pick up their undergraduate degrees in December.
- Nebraska posted a football Graduation Success Rate of 85 percent in 2015 to rank second in the Big Ten. Nebraska's GSR is the ninth-best among all FBS schools and third among public schools in the FBS ranks.
- Husker football players have combined for 107 CoSIDA Academic All-America awards. Nebraska football has produced more academic All-Americans than any other sport in NCAA history, while Nebraska leads the nation with 325 academic All-Americans across all sports.

THE MIKE RILEY FILE**HEAD COACHING RECORD**

- Overall: 165-162 (25th season)
- College: 100-87 (16th season)
- Nebraska: 7-7 (Second season)

FAMILY

- Wife: Dee
- Children: Matthew, Kate
- Grandchildren: Elijah Jo

COACHING NUMBERS

- 42 Years of Coaching Experience
- 25 Years as a Head Coach
- 16 Years as a Collegiate Head Coach
- 9 Years as a Professional Head Coach
- 3 Years as an NFL Head Coach
- 17 Years as an Assistant Coach
- 13 Years as a Collegiate Assistant Coach
- 4 Years as a Professional Assistant Coach
- 1 Year as an NFL Assistant Coach

HEAD COACHING EXPERIENCE**NEBRASKA**

- 2015-present (2nd season; 7-7 record)

OREGON STATE

- 2003-14 (12 seasons; 85-66 record)
- 1997-98 (2 seasons; 8-14 record)
- 14 overall seasons; 93-80 record)
- 6-2 record in eight bowl games
- 2008 Pac-10 Coach of the Year

SAN DIEGO CHARGERS

- 1999-2001 (3 seasons; 14-34 record)

SAN ANTONIO RIDERS (WLAFL)

- 1991-92 (2 seasons; 11-9 record)

WINNIPEG BLUE BOMBERS (CFL)

- 1987-90 (4 seasons; 40-32 record)
- 2 Grey Cup Championships (1987, 1990)

ASSISTANT COACH EXPERIENCE**NEW ORLEANS SAINTS**

- Assistant Head Coach (2002)

USC

- Assistant Head Coach/
Offensive Coordinator (1993-96)

NORTHERN COLORADO

- Defensive Coordinator (1986)

WINNIPEG BLUE BOMBERS (CFL)

- Assistant Coach (1983-85)

LINFIELD COLLEGE

- Defensive Coordinator (1977-82)
- NAIA National Championship (1982)

WHITWORTH COLLEGE

- Graduate Assistant (1976)

CALIFORNIA

- Graduate Assistant (1975)

PLAYING EXPERIENCE

- Alabama (CB)
- National Championship (1973)

**N HEAD COACH
MIKE RILEY**

The 2016 season is the second at Nebraska for Mike Riley, who boasts 42 years of coaching experience at the collegiate or professional level, the second-most of any FBS head coach. Riley's 25 years of head coaching experience are also tied for the second most among all FBS head coaches.

OVERALL COACHING EXPERIENCE*

Nick Saban (Alabama)	44 Years
Mike Riley (Nebraska)	42 Years
Bill Snyder (Kansas State)	41 Years
Rocky Long (San Diego State)	41 Years

HEAD COACHING EXPERIENCE

Brian Kelly (Notre Dame)	27 Years
Mike Riley (Nebraska)	25 Years
Bill Snyder (Kansas State)	25 Years
Three Others with	23 Years

PRO HEAD COACHING EXPERIENCE

Lovie Smith (Illinois)	11 Years
Mike Riley (Nebraska)	9 Years
Jim Harbaugh (Michigan)	4 Years
Jim Mora Jr. (UCLA)	4 Years

NFL HEAD COACHING EXPERIENCE

Lovie Smith (Illinois)	11 Years
Jim Harbaugh (Michigan)	4 Years
Jim Mora Jr. (UCLA)	4 Years
Mike Riley (Nebraska)	3 Years

*College and professional experience only

CHAMPIONSHIP PEDIGREE

- Riley is the only head coach in college football to win a professional title as a head coach
- Riley has won championships at the NAIA, NCAA FBS and professional levels.
- Riley was a cornerback on Alabama's 1973 national championship team.
- In 1982, Riley was the defensive coordinator for Linfield College, which went 12-0 and won the NAIA national championship.
- Riley won two Grey Cup titles in his four seasons with the Winnipeg Blue Bombers in the Canadian Football League.
- In his first season as a head coach at any level, Riley led Winnipeg to the 1987 Grey Cup title.
- Riley won his first Grey Cup at the age of 33, making him the third-youngest head coach ever to win a professional title (CFL, NFL, NFL Europe, UFL, USFL, WFL, WLAFL, XFL).
- Since the NFL-AFL merger in 1970, Riley is the youngest head coach to win a championship in any professional league.
- Riley and Hugh Campbell of the Edmonton Eskimos (CFL) are the only two head coaches in the Super Bowl era to win two professional titles before the age of 40.

PROVEN WINNER

- Riley has 100 career college victories, all at Power Five Schools
- Riley won 93 games at Oregon State, making him the winningest coach in Beaver history.
- Riley ended his tenure at OSU ranked 11th in Pac-12 history with 58 conference wins.
- Riley is one of 10 active FBS head coaches with 100 wins at Power Five Schools.
- Riley owns a 7-2 record in bowl games, including a win over UCLA in the 2015 Foster Farms Bowl.
- Riley's .778 bowl winning percentage ranks fifth in NCAA history among coaches who appeared in at least eight bowl games.
- Riley is 1 of 6 coaches in NCAA history to win his first five bowl games.
- Riley is 1 of 12 coaches in NCAA history to win five consecutive bowl games.
- In 16 seasons as a college head coach, Riley has led his teams to 15 wins over ranked opponents, including six wins over top-10 teams and three wins over top-three foes.
- Riley coached two Biletnikoff Award winners at Oregon State, and is the only active FBS coach to have two players win the award.

DEFENSIVE ASSISTANTS



MARK BANKER
DEFENSIVE COORDINATOR/
SAFETIES

- 38 Years of Experience
- 30 Years as Def. Coordinator
- 3 Years of NFL Experience

• Game Day: Field

HIGHLIGHTS

- NU ranked ninth nationally in rush defense in 2015; OSU led nation in that category in 2007
- Top-10 total defense rankings in 2003 & 2007
- Coordinated a San Diego Charger defense to a No. 11 NFL total defense ranking in 2001



TRENT BRAY
LINEBACKERS

- 8 Years of Experience
- 8 Years at Power Five School
- 1 Year Playing in NFL Europe
- Game Day: Field

HIGHLIGHTS

- Helped Nebraska freshman Dedrick Young set an NU record for tackles by a true frosh last season with 61 tackles
- Coached in four bowl games past five years
- Ranks among top 10 tacklers in OSU history



JOHN PARRELLA
DEFENSIVE LINE

- 9 Years of Experience
- 4 Years of College Experience
- 12 Years of Playing in NFL
- Game Day: Field

HIGHLIGHTS

- Helped Chabot JC to a conference title in 2013
- Started the varsity program at Valley Christian High in California and led team to playoffs
- Had all-conference playing career at Nebraska and played 12 seasons in NFL



BRIAN STEWART
CORNERBACKS

- 25 Years of Experience
- 8 Years of NFL Experience
- 7 Years as Def. Coordinator
- Game Day: Press Box

HIGHLIGHTS

- Helped Houston to a 13-1 record in 2011
- Coached 14 Pro Bowlers in eight NFL seasons
- Coordinated Dallas Cowboys defenses that led NFL in sacks in 2007 and 2008

SPECIAL TEAMS COORDINATOR



BRUCE READ
SPECIAL TEAMS COORDINATOR

- 32 Years of Experience
- 13 Years at Power Five School
- 7 Years of NFL Experience
- Game Day: Field

HIGHLIGHTS

- Coached all-conference punter and kicker in first season at Nebraska
- Led Alexis Serna to 2005 Lou Groza Award
- San Diego Chargers special teams ranked in top six in NFL twice in Read's three seasons

OFFENSIVE ASSISTANTS



DANNY LANGSDORF
OFFENSIVE COORDINATOR/
QUARTERBACKS

- 21 Years of Experience
- 13 Years as Off. Coordinator
- 4 Years of NFL Experience

• Game Day: Press Box

HIGHLIGHTS

- Helped Nebraska rank in top three in Big Ten in passing, scoring and total offense in 2015
- Eli Manning career-high completion rate in 2014
- Sean Mannion set Pac-12 career passing record



MIKE CAVANAUGH
OFFENSIVE LINE

- 31 Years of Experience
- 6 Years as Off. Coordinator
- 2 Years of NFL Experience
- Game Day: Press Box

HIGHLIGHTS

- Coached 24 all-conference linemen in past 11 years
- OSU set a then-Pac-12 passing record in 2013
- Helped Hawaii rank in the top 10 nationally in total offense three times in six seasons



REGGIE DAVIS
RUNNING BACKS

- 13 Years of Experience
- 4 Years of NFL Experience
- 2 Years Playing in NFL
- Game Day: Field

HIGHLIGHTS

- Coached in three NFC Championship Games
- Coached All-Pro TE Vernon Davis for three years
- Helped OSU RB Jacquizz Rodgers become first freshman to be Pac-10 Offensive MVP



KEITH WILLIAMS
WIDE RECEIVERS

- 17 Years of Experience
- 4 Years as Off. Coordinator
- 1 Year Playing in NFL
- Game Day: Field

HIGHLIGHTS

- Eight former wideouts played in NFL in 2015
- NU receivers combined for 192 catches, 23 TD and 2,774 yards in 2015
- Coached San Jose State's Edell Shepherd to school-record 1,500 receiving yards in 2001

ADDITIONAL FOOTBALL STAFF

- **Associate A.D./Football:** Dan Van De Riet
- **Exec. Director Player Personnel:** Billy Devaney
- **Director of Player Personnel:** Ryan Gunderson
- **Offensive GA:** Tavita Thompson (Tight Ends)
- **Offensive GA:** Hardie Buck (Receivers)
- **Offensive GA:** Roman Sapolu (Offensive Line)
- **Defensive GA:** Blair Tushaus (Defensive Line)
- **Head Football Strength Coach:** Mark Philipp
- **Head Football Athletic Trainer:** Mark Mayer
- **Head Equipment Manager:** Jay Terry
- **Director of Video:** Tate Guillotte

HUSKER COACHING NUMBERS

4

Mike Riley is 1 of 4 FBS coaches with at least three seasons of NFL head coaching experience. Riley is 1 of 6 FBS coaches who has been an NFL head coach (UCLA's Jim Mora Jr., Michigan's Jim Harbaugh, Louisville's Bobby Petrino, Alabama's Nick Saban, Illinois' Lovie Smith).

5

Mike Riley ranks fifth in NCAA history with a .778 winning percentage in bowl games. One of only six coaches in NCAA history to win his first five bowl games, Riley is 7-2 in bowl games including a win over UCLA in the 2015 Foster Farms Bowl.

9

Nine coaches boast NFL experience, including Mike Riley as a head coach, Mark Banker and Brian Stewart as defensive coordinators and Bruce Read as a special teams coordinator.

9

Mike Riley owns nine years of experience as a professional head coach, the second-most of any FBS coach. In addition to the NFL, Riley led teams in the Canadian Football League and the World League of American Football, the predecessor to NFL Europe.

25

Mike Riley owns 25 years of head coaching experience at the collegiate or professional level, the second most among FBS head coaches.

33

The NU coaching staff has combined for 33 seasons of coaching experience in the NFL

42

Mike Riley's 42 years of coaching experience at the collegiate or professional level rank second among FBS head coaches. Alabama's Nick Saban (44 years) is the only coach ahead of Riley on that list.

65

Nebraska's 10 full-time coaches have been a part of 65 bowl teams during their collegiate coaching careers.

231

The Husker coaching staff has a combined 231 years of coaching experience at the collegiate or professional level.

THE WYOMING COWBOYS AT A GLANCE

- Wyoming opened its season with a 40-34 triple-overtime win over Northern Illinois at home last Saturday.
- Wyoming allowed NIU to score only once in three overtime possessions.
- The Cowboys return 18 starters from last year's 2-10 team.
- Wyoming has lost seven consecutive road games dating back to 2014 and 15 of its last 16 road games dating back to 2013.
- A former Husker player and coach, Wyoming Head Coach Craig Bohl was a defensive back for the Huskers from 1977 to 1979.
- Bohl then served as a Husker graduate assistant coach from 1981 to 1983 before returning to Nebraska as linebackers coach from 1995 to 1999 and defensive coordinator from 2000 to 2002.
- Bohl was on staff for NU's 1995 and 1997 national championship seasons.
- As a head coach, Bohl led North Dakota State to three consecutive FCS national titles from 2011 to 2013 before taking the Wyoming job.

THREE COWBOYS TO WATCH

QB Josh Allen

- Completed 19-of-29 passes for 245 yards and two TDs against NIU.
- Also added 10 carries for 70 yards and one touchdown on the ground.

LB Logan Wilson

- Totaled nine tackles, including seven solo stops vs. Northern Illinois.
- Added one tackle for loss and recovered a key fumble in overtime.

RB Brian Hill

- Rushed 33 times for 125 yards and two touchdowns in the opener.
- Enters this week ranked 24th nationally in rushing after one game.
- Hill led the Mountain West in rushing yards per game in 2015 (135.9).

SERIES HISTORY

- Nebraska leads the all-time series, 7-0.
- The Cowboys have twice played Nebraska within a field goal in Lincoln, including 1968 (13-10) and the most recent matchup in 2013 (37-34).
- The Huskers are 35-2 all-time against current Mountain West teams.
- NU has won 30 straight games against current Mountain West teams.

ABOUT WYOMING FOOTBALL

- Wyoming owns an all-time record of 513-556-28.
- The Cowboys have won 14 conference titles, most recently sharing the 1993 Western Athletic Conference championship.
- Wyoming has appeared in 13 bowl games, posting a 6-7 record.
- Nebraska Hall of Fame Coach Bob Devaney came to Lincoln from Wyoming, after leading the Cowboys from 1957 to 1961
- Devaney led UW to a 35-10-5 record and four conference titles in five seasons, while posting the program's best winning percentage (.750)



WYOMING HEAD COACH CRAIG BOHL

- 3rd Season
- 7-18 at Wyoming
- 14th Career Season
- 111-50 Career Record
- 0-0 vs. Nebraska (career)
- 0-0 vs. Nebraska (at Wyoming)

WYOMING STATISTICAL LEADERS

RUSHING	ATT.	YDS	YPC	TD
Brian Hill	33	125	3.8	2
Josh Allen	10	70	7.0	1
Austin Conway	1	22	22.0	0
Shaun Wick	7	19	2.7	0
Tanner Gentry	3	10	3.3	0

PASSING	CMP-ATT-INT	PCT.	YDS	TD
Josh Allen	19-29-0	65.5	245	2

RECEIVING	REC.	YDS	YPC	TD
Tanner Gentry	8	104	13.0	1
Jake Maulhardt	5	106	21.2	0
Jacob Hollister	2	7	3.5	1
James Price	1	13	13.0	0
C.J. Johnson	1	7	7.0	0

TACKLES	SOLO	TOTAL	TFL	SACKS
Andrew Wingard	7	12	1.0	0.0
D.J. May	7	9	1.0	0.0
Logan Wilson	7	9	1.0	0.0
Rico Gafford	7	8	0.0	0.0
Lucas Wacha	4	8	1.0	0.0

PUNTING	NO.	YDS	AVG.	LONG
Ethan Wood	6	235	39.2	50

FIELD GOALS	MADE	ATT	PCT.	LONG
Cooper Rothe	2-4	50.0	39	



1-0
(0-0 BIG TEN)

- Fresno St. W, 43-10
- Wyoming
- Oregon
- @ Northwestern
- Illinois
- BYE WEEK
- @ Indiana
- Purdue
- @ Wisconsin
- @ Ohio St.
- Minnesota
- Maryland
- @ Iowa

TOTAL	BIG TEN	NAT.	CATEGORY (PER GAME)	TOTAL	MWC	NAT.
292.0	4th	16th	Rushing Offense	243.0	5th	36th
114.0	14th	116th	Passing Offense	45.0	3rd	49th
406.0	7th	64th	Total Offense	488.0	6th	41st
43.0	7th	40th	Scoring Offense	40.0	5th	42nd
31.0	2nd	4th	Rushing Defense	133.0	6th	69th
101.66	7th	48th	Pass Efficiency Defense	157.78	10th	98th
243.0	11th	84th	Pass Defense	329.0	12th	109th
274.0	7th	41st	Total Defense	462.0	9th	97th
10.0	3rd	24th	Scoring Defense	34.0	8th	100th
25.6	13th	117th	Net Punting	35.3	7th	89th
0.0	8th	84th	Punt Returns	-0.2	10th	115th
32.0	1st	9th	Kickoff Returns	31.7	2nd	11th
2	8th	34th	Turnovers Gained	1	4th	57th
0	1st	1st	Turnovers Lost	0	1st	1st
2.0	4th	8th	Turnover Margin	1.0	3rd	25th
4.0	3rd	13th	Sacks	1.0	7th	74th
0.0	1st	1st	Sacks Allowed	0.0	1st	1st
46%	7th	52nd	3rd-Down Offense	39%	7th	76th
33%	9th	51st	3rd-Down Defense	28%	2nd	39th



1-0
(0-0 MOUNTAIN WEST)

- No. Ill., W, 40-34 (3ot)
- @ Nebraska
- UC Davis
- @ Eastern Michigan
- @ Colorado St.
- Air Force
- BYE WEEK
- @ Nevada
- Boise St.
- Utah St.
- @ UNLV
- San Diego St.
- @ New Mexico

NEBRASKA DEPTH CHART-WYOMING

OFFENSE

WIDE RECEIVER (Z)

82 Alonzo Moore, 6-2, 195, Sr. **-OR-**
15 De'Mornay Pierson-El, 5-9, 185, Jr.

LEFT TACKLE

68 Nick Gates, 6-5, 290, So.
65 Christian Gaylord, 6-6, 300, RFr.

LEFT GUARD

73 Sam Hahn, 6-7, 300, Sr. **-OR-**
58 Corey Whitaker, 6-5, 295, Sr. **-OR-**
56 Boe Wilson, 6-3, 295, Fr.

CENTER

66 Dylan Utter, 6-1, 295, Sr.
79 Michael Decker, 6-4, 285, RFr.

RIGHT GUARD

63 Tanner Farmer, 6-4, 295, So.
74 Jalin Barnett, 6-4, 310, RFr.
72 Zach Hannon, 6-5, 315, Jr.

RIGHT TACKLE

77 David Knevel, 6-9, 315, Jr.
62 Cole Conrad, 6-5, 305, So.
71 Matt Farniok, 6-6, 300, Fr.

TIGHT END

11 Cethan Carter, 6-4, 240, Sr.
84 Sam Cotton, 6-5, 250, Sr.
42 Trey Foster, 6-2, 250, Sr.
88 Tyler Hoppes, 6-4, 240, Jr.
89 Connor Ketter, 6-5, 245, Jr.
85 Matt Snyder, 6-5, 255, RFr.

WIDE RECEIVER (R)

1 Jordan Westerkamp, 6-0, 200, Sr.
81 Gabe Rahn, 6-1, 195, Jr.

WIDE RECEIVER (X)

87 Brandon Reilly, 6-2, 200, Sr.
8 Stanley Morgan Jr., 6-1, 200, So.
83 Bryan Reimers, 6-5, 210, So.

QUARTERBACK

4 Tommy Armstrong Jr., 6-1, 220, Sr.
17 Ryker Fyfe, 6-3, 215, Sr.
12 Patrick O'Brien, 6-4, 230, Fr.
2 Zack Darlington, 6-2, 195, So.

I-BACK

34 Terrell Newby, 5-10, 200, Sr.
22 Devine Ozigbo, 6-0, 230, So.
18 Tre Bryant, 5-11, 200, Fr.
21 Mikale Wilbon, 5-9, 195, So.

FULLBACK

41 Luke McNitt, 6-2, 240, Jr.
38 Harrison Jordan, 5-10, 230, Jr. **-OR-**
29 Graham Nabity, 6-1, 210, Sr.

OFFENSIVE CAREER STARTS

Tommy Armstrong Jr., Sr., QB34
Cethan Carter, Sr., TE26
Alonzo Moore, Sr., WR15
Dylan Utter, Sr., C15
Jordan Westerkamp, Sr., WR14
Sam Cotton, Sr., TE13
Nick Gates, So., OT11
Terrell Newby, Sr., IB9
De'Mornay Pierson-El, Jr., WR7
Brandon Reilly, Sr., WR7
Stanley Morgan Jr., So., WR4
Ryker Fyfe, Sr., QB1
Trey Foster, Sr., TE1
Tanner Farmer, Soph., OG1
Sam Hahn, Sr., OG1
David Knevel, Jr., OT1

DEFENSE

DEFENSIVE END

88 Ross Dzuris, 6-3, 255, Sr.
17 Sedrick King, 6-4, 250, So.
9 DaiShon Neal, 6-7, 270, RFr.

DEFENSIVE TACKLE

44 Mick Stoltenberg, 6-5, 290, So.
94 Khalil Davis, 6-2, 290, RFr.
97 Logan Rath, 6-4, 280, Sr.

DEFENSIVE TACKLE

55 Kevin Maurice, 6-3, 300, Sr.
96 Carlos Davis, 6-2, 295, RFr.
99 Peyton Newell, 6-3, 290, So.

DEFENSIVE END

91 Freedom Akinmoladun, 6-4, 255, So.
45 A.J. Natter, 6-5, 260, Jr.
22 Alex Davis, 6-5, 255, RFr.

SAM LINEBACKER

3 Marcus Newby, 6-1, 235, Jr.
15 Michael Rose-Ivey, 6-0, 230, Sr.
12 Luke Gifford, 6-3, 230, So.

MIKE LINEBACKER

52 Josh Banderas, 6-3, 240, Sr.
49 Chris Weber, 6-3, 230, Jr.
43 Tyrin Ferguson, 6-2, 225, So.

WILL LINEBACKER

5 Dedrick Young, 6-1, 220, So.
7 Mohamed Barry, 6-1, 220, RFr.
56 Brad Simpson, 6-0, 230, Sr.

CORNERBACK

10 Joshua Kalu, 6-1, 190, Jr.
1 Lamar Jackson, 6-3, 195, Fr.
11 Boaz Joseph, 6-1, 190, Jr.

SAFETY

26 Kieron Williams, 6-1, 195, Jr.
24 Aaron Williams, 5-11, 185, So.
4 Avery Anderson, 6-0, 185, RFr.

SAFETY

25 Nathan Gerry, 6-2, 220, Sr.
16 Antonio Reed, 6-2, 220, So.
13 JoJo Domann, 6-1, 205, Fr.
36 Reid Karel, 6-3, 205, RFr.

CORNERBACK

8 Chris Jones, 6-0, 185, Jr.
6 Eric Lee Jr., 6-0, 190, RFr.
23 Dicaprio Bootle, 5-10, 180, Fr.

DEFENSIVE CAREER STARTS

Nathan Gerry, Sr., S29
Josh Banderas, Sr., LB20
Joshua Kalu, Jr., CB16
Dedrick Young, So., LB12
Michael Rose-Ivey, Sr., LB10
Chris Jones, Jr., CB8
Marcus Newby, Jr., LB7
Ross Dzuris, Sr., DE5
Freedom Akinmoladun, So., DE5
Chris Weber, Jr., LB4
Aaron Williams, So., S4
Kevin Maurice, Sr., DT2
Kieron Williams, Jr., S1
Mick Stoltenberg, Soph., DT1

SPECIAL TEAMS

PLACE-KICKER

34 Drew Brown, 5-11, 195, Jr.
95 Spencer Lindsay, 5-9, 210, Sr.

PUNTER

35 Caleb Lightbourn, 6-3, 220, Fr.
98 Isaac Armstrong, 5-11, 195, RFr.

LONG SNAPPER

54 Jordan Ober, 6-1, 205, So.
92 Chase Urbach, 6-3, 200, RFr.

HOLDER

2 Zack Darlington, 6-2, 195, So.

KICKOFF RETURNER

18 Tre Bryant, 5-11, 200, Fr.
39 Jordan Nelson, 5-8, 180, Sr.

PUNT RETURNER

15 De'Mornay Pierson-El, 5-9, 185, Jr. **-OR-**
1 Jordan Westerkamp, 6-0, 200, Sr.

INJURED

67 Jerald Foster, 6-3, 310, So., OG

SPECIAL TEAMS CAREER STARTS

Drew Brown, Jr., PK27
Jordan Ober, So., LS14
Caleb Lightbourn, Fr., P1

HUSKER NUMERICAL ROSTER

NO.	NAME	POS.
1	Lamar Jackson	DB
1	Jordan Westerkamp	WR
2	Tony Butler	DB
2	Zack Darlington	WR
3	Lavan Alston Jr.	WR
3	Marcus Newby	LB
4	Avery Anderson	S
4	Tommy Armstrong Jr.	QB
5	Dedrick Young II	LB
6	Eric Lee Jr.	CB
7	Mohamed Barry	LB
8	Chris Jones	CB
8	Stanley Morgan Jr.	WR
9	DaiShon Neal	DE
9	Keyan Williams	WR
10	Joshua Kalu	CB
10	JD Spielman	WR
11	Cethan Carter	TE
11	Boaz Joseph	CB
12	Luke Gifford	LB
12	Patrick O'Brien	QB
13	JoJo Domann	DB
13	Tanner Lee	QB
14	Kyle Kasun	DB
15	De'Mornay Pierson-El	WR
15	Michael Rose-Ivey	LB
16	Antonio Reed	S
17	Ryker Fyfe	QB
17	Sedrick King	DE
18	Tre Bryant	IB
19	Marquel Dismuke	DB
21	Charles Jackson	DB
21	Mikale Wilbon	IB
22	Alex Davis	DE
22	Devine Ozigbo	IB
23	Dicaprio Bootle	DB
23	Austin Rose	IB
24	Sean Lambert	RB
24	Aaron Williams	S
25	Nathan Gerry	S
26	Thomas Connely	LB
26	Brady Pelzer	WR
26	Jamie Sutcliffe	PK
26	Kieron Williams	S
27	Sam Foltz	P
28	Adam Taylor	IB
28	Eli Sullivan	DB
29	Nolan Graham	DB
29	Graham Nabity	FB
30	Quayshon Alexander	LB
30	Bo Kitrell	FB
31	Greg Simmons	LB
31	Conor Young	WR
32	Tanner Hass	RB
32	Pernell Jefferson	LB
33	Christian Bailey	WR
33	Tanner Zlab	DB
34	Drew Brown	PK
34	Terrell Newby	IB
35	Caleb Lightbourn	P/PK
35	Jeremiah Stovall	DB
36	Spencer Jordan	FB
36	Reid Karel	DB
37	Wyatt Mazour	IB
38	Harrison Jordan	FB
39	Donovan McDonald	WR
39	Jordan Nelson	IB
40	Ty Betka	WR
40	Grant Jordan	LB
41	Noah Johnson	IB
41	Luke McNitt	FB
42	Trey Foster	TE
43	Tyrin Ferguson	LB
43	Todd Honas	WR
44	Mitch McCann	FB
44	Mick Stoltenberg	DL

2016 NEBRASKA CORNHUSKER ALPHABETICAL ROSTER

NO.	NAME	POS.	HT.	WT.	YR.	HOMETOWN (HIGH SCHOOL/COLLEGE)
91	* Akinmoladun, Freedom	DE	6-4	255	So.	Grandview, Mo. (Grandview)
30	Alexander, Quayshon	LB	6-3	235	Fr.	Prospect Park, N.J. (De Paul Catholic)
3	Alston Jr., Lavan	WR	6-0	175	RFr.	Oxnard, Calif. (St. Bonaventure)
4	Anderson, Avery	S	6-0	185	RFr.	Surprise, Ariz. (Pine Creek, Colorado Springs, Colo.)
75	Anderson, Fyn	DL	6-3	260	RFr.	Lincoln, Neb. (Southeast)
98	Armstrong, Isaac	P	5-11	195	RFr.	Lincoln, Neb. (Kearney/Southwest)
4	*** Armstrong Jr., Tommy	QB	6-1	220	Sr.	Cibola, Texas (Steele)
33	** Bailey, Christian	WR	6-0	205	Jr.	San Clemente, Calif. (San Clemente)
52	*** Banderas, Josh	LB	6-3	240	Sr.	Lincoln, Neb. (Southwest)
74	Barnett, Jalin	OL	6-4	310	RFr.	Lawton, Okla. (Lawton)
7	Barry, Mohamed	LB	6-1	220	RFr.	Grayson, Ga. (Grayson)
40	Betka, Ty	WR	5-7	165	Sr.	Superior, Neb. (Superior/Drake)
23	Bootle, Dicaprio	DB	5-10	180	Fr.	Miami, Fla. (Southridge)
53	Boryca, Alex	LB	6-2	220	So.	Cozad, Neb. (Cozad)
61	Brokop, Bryan	OL	6-5	275	Fr.	New Lenox, Ill. (Lincoln-Way West)
34	** Brown, Drew	PK	5-11	195	Jr.	Southlake, Texas (Southlake Carroll)
51	Brugmann, Jared	LB	6-2	235	RFr.	Gretna, Neb. (Gretna)
18	Bryant, Tre	IB	5-11	200	Fr.	St. Louis, Mo. (Christian Brothers College)
2	Butler, Tony	DB	6-2	195	Fr.	Lakewood, Ohio (St. Edward)
11	*** Carter, Cethan	TE	6-4	240	Sr.	New Orleans, La. (Archbishop Rummel)
45	Chaffin, Ty	WR	6-5	200	Fr.	Burwell, Neb. (Burwell)
80	Classen, Brett	WR	6-2	205	Jr.	Medina, Minn. (Wayzata/Winona State)
59	Cleveland, Brody	LB	6-2	225	RFr.	Ogallala, Neb. (Ogallala)
26	Connely, Thomas	LB	5-11	220	So.	Kearney, Neb. (Kearney Catholic)
62	Conrad, Cole	OL	6-5	305	So.	Fremont, Neb. (Archbishop Bergan)
84	*** Cotton, Sam	TE	6-5	250	Sr.	Lincoln, Neb. (Southeast)
2	Darlington, Zack	WR	6-2	195	So.	Apopka, Fla. (Apopka)
22	Davis, Alex	DE	6-5	255	RFr.	Riviera Beach, Fla. (Dwyer)
96	Davis, Carlos	DT	6-2	295	RFr.	Blue Springs, Mo. (Blue Springs)
94	Davis, Khalil	DT	6-2	290	RFr.	Blue Springs, Mo. (Blue Springs)
79	Decker, Michael	OL	6-4	285	RFr.	Omaha, Neb. (North)
19	Dismuke, Marquel	DB	6-2	180	Fr.	Compton, Calif. (Calabasas)
13	Domann, JoJo	DB	6-1	205	Fr.	Colorado Springs, Colo. (Pine Creek)
88	* Dzuris, Ross	DE	6-3	255	Sr.	Plattsmouth, Neb. (Plattsmouth)
83	Engelhaupt, David	TE	6-3	230	Fr.	Norfolk, Neb. (Norfolk Catholic)
48	Evans, Erik	DE	6-3	255	Jr.	Waverly, Neb. (Waverly)
63	Farmer, Tanner	OL	6-4	295	So.	Highland, Ill. (Highland)
71	Farniok, Matt	OL	6-6	300	Fr.	Sioux Falls, S.D. (Washington)
43	* Ferguson, Tyrin	LB	6-2	225	So.	New Orleans, La. (Edna Karr)
27	*** Foltz, Sam	P	6-2	205	Sr.	Greeley, Neb. (Grand Island)
67	* Foster, Jerald	OL	6-3	310	So.	Lincoln, Neb. (Southeast)
42	*** Foster, Trey	TE	6-2	250	Sr.	Lincoln, Neb. (Southeast)
17	* Fyfe, Ryker	QB	6-3	215	Sr.	Grand Island, Neb. (Grand Island)
68	* Gates, Nick	OL	6-5	290	So.	Las Vegas, Nev. (Bishop Gorman)
65	Gaylord, Christian	OL	6-6	300	RFr.	Baldwin City, Kan. (Baldwin City)
25	*** Gerry, Nathan	S	6-2	220	Sr.	Sioux Falls, S.D. (Washington)
12	* Gifford, Luke	LB	6-3	230	So.	Lincoln, Neb. (Southeast)
29	Graham, Nolan	DB	5-11	200	So.	Firth, Neb. (Norris)
73	* Hahn, Sam	OL	6-7	300	Sr.	DeWitt, Neb. (Tri-County/North Dakota State)
54	Hamik, Creighton	LB	6-3	210	Fr.	Kearney, Neb. (Kearney Catholic)
72	* Hannon, Zach	OL	6-5	315	Jr.	Kansas City, Mo. (Rockhurst)
32	Hass, Tanner	RB	6-0	195	Fr.	West Point, Neb. (Guardian Angels)
49	Hemphill, Austin	FB	6-0	220	RFr.	Gretna, Neb. (Gretna)
47	Hohenstein, Branden	TE	6-4	205	Fr.	Jackson, Neb. (Bishop Heelan)
43	Honas, Todd	WR	5-11	200	Fr.	Aurora, Neb. (Aurora)
88	Hoppes, Tyler	TE	6-4	240	Jr.	Lincoln, Neb. (Southwest/Wayne State)
21	** Jackson, Charles	DB	5-11	180	Sr.	Spring, Texas (Klein Collins)
1	Jackson, Lamar	DB	6-3	195	Fr.	Elk Grove, Calif. (Franklin)
47	Jarzynka, Matt	DE	6-4	255	So.	Loup City, Neb. (Loup City)
32	Jefferson, Pernell	LB	6-2	225	Fr.	New Orleans, La. (Warren Easton)
50	Johns, Garret	DL	6-0	285	Sr.	Aurora, Neb. (Aurora)
41	Johnson, Noah	IB	6-0	210	RFr.	Sutton, Neb. (Sutton)
76	Johnson Jr., Dwayne	OL	6-6	300	Jr.	Houston, Texas (Bellaire)
8	** Jones, Chris	CB	6-0	185	Jr.	Jacksonville, Fla. (Sandalwood)
40	Jordan, Grant	LB	6-2	205	Fr.	Omaha, Neb. (Westside)
38	** Jordan, Harrison	FB	5-10	230	Jr.	Omaha, Neb. (Westside)
36	Jordan, Spencer	FB	6-2	215	Fr.	Omaha, Neb. (Westside)
11	** Joseph, Boaz	CB	6-1	190	Jr.	Weston, Fla. (Cypress Bay)
10	** Kalu, Joshua	CB	6-1	190	Jr.	Houston, Texas (Alief Taylor)
36	Karel, Reid	DB	6-3	205	RFr.	Seward, Neb. (Seward)
14	Kasun, Kyle	DB	6-0	180	RFr.	Papillion, Neb. (Papillion-La Vista South)
89	Ketter, Connor	TE	6-5	245	Jr.	Norfolk, Neb. (Norfolk Catholic)
17	King, Sedrick	DE	6-4	250	So.	Plant City, Fla. (Plant City)
30	Kitrell, Bo	FB	6-1	225	So.	Ashland, Neb. (Ashland-Greenwood)
59	Kitten, Jake	OL	6-2	290	Fr.	Santee, Calif. (Santana)
77	** Knevel, David	OL	6-9	315	Jr.	Brantford, Ontario, Canada (Pauline S. Johnson Collegiate)
24	Lambert, Sean	RB	6-0	200	Fr.	Fremont, Neb. (Fremont)

6	Lee Jr., Eric	CB	6-0	190	RFr.	Milton, Mass. (Valor Christian, Colo.)
13	Lee, Tanner	QB	6-4	205	Jr.	Destrehan, La. (Jesuit/Tulane)
35	Lightbourn, Caleb	P/PK	6-3	220	Fr.	Washougal, Wash. (Camas)
95	* Lindsay, Spencer	PK	5-9	210	Sr.	Kearney, Neb. (Kearney)
58	Lopez, Joel	DL	6-2	280	Jr.	Saint Charles, Ill. (Burlington Central)
55	*** Maurice, Kevin	DT	6-3	300	Sr.	Orlando, Fla. (Freedom)
37	Mazour, Wyatt	IB	5-9	190	RFr.	Albion, Neb. (Boone Central)
44	McCann, Mitch	FB	6-0	240	Sr.	Omaha, Neb. (Burke)
39	McDonald, Donovan	WR	5-11	175	RFr.	Montclair, N.J. (Fork Union Military Academy/Montclair)
41	* McNitt, Luke	FB	6-2	240	Jr.	Kearney, Neb. (Kearney/Nebraska-Kearney)
98	Miller, Collin	DE	6-3	235	Fr.	Fishers, Ind. (Hamilton Southeastern)
82	*** Moore, Alonzo	WR	6-2	195	Sr.	Winnfield, La. (Winnfield Senior)
8	* Morgan Jr., Stanley	WR	6-1	200	So.	New Orleans, La. (St. Augustine)
29	** Nabity, Graham	FB	6-1	210	Sr.	Omaha, Neb. (Elkhorn)
45	Natter, A.J.	DE	6-5	260	Jr.	Milton, Wis. (Milton)
9	Neal, DaiShon	DE	6-7	270	RFr.	Houston, Texas (Omaha Central)
39	** Nelson, Jordan	IB	5-8	180	Sr.	Omaha, Neb. (Burke)
3	** Newby, Marcus	LB	6-1	235	Jr.	North Potomac, Md. (Quince Orchard)
34	*** Newby, Terrell	IB	5-10	200	Sr.	Los Angeles, Calif. (Chaminade)
99	Newell, Peyton	DT	6-3	290	So.	Hiawatha, Kan. (Hiawatha)
12	O'Brien, Patrick	QB	6-4	230	Fr.	San Juan Capistrano, Calif. (San Juan Hills)
54	* Ober, Jordan	LS	6-1	205	So.	Las Vegas, Nev. (Bishop Gorman)
76	Owen, Dylan	DL	6-5	240	So.	Westchester, N.Y. (Somers/Bridgton Academy)
22	* Ozigbo, Devine	IB	6-0	230	So.	Sachse, Texas (Sachse)
54	Painter, Robby	OL	6-5	300	Sr.	Centennial, Colo. (Grandview)
26	Pelzer, Brady	WR	5-11	185	So.	Bellevue, Neb. (Bellevue East)
15	** Pierson-El, De'Mornay	WR	5-9	185	Jr.	Alexandria, Va. (West Potomac)
81	Rahn, Gabe	WR	6-1	195	Jr.	Le Mars, Iowa (Le Mars)
50	Raridon, John	OL	6-4	275	Fr.	West Des Moines, Iowa (Valley)
97	Rath, Logan	DT	6-4	280	Sr.	Giltner, Neb. (Giltner/South Dakota State)
16	* Reed, Antonio	S	6-2	220	So.	Memphis, Tenn. (Southaven [Miss.])
87	*** Reilly, Brandon	WR	6-2	200	Sr.	Lincoln, Neb. (Southwest)
83	Reimers, Bryan	WR	6-5	210	So.	Lincoln, Neb. (East)
23	Rose, Austin	IB	6-1	225	So.	Lincoln, Neb. (North Star)
15	** Rose-Ivey, Michael	LB	6-0	230	Sr.	Kansas City, Mo. (Rockhurst)
31	Simmons, Greg	LB	6-2	240	Fr.	Fort Pierce, Fla. (Fort Pierce Central)
56	** Simpson, Brad	LB	6-0	230	Sr.	Omaha, Neb. (Ralston)
48	Smith, Ne'Land	WR	6-3	190	Fr.	Blue Springs, Mo. (Blue Springs)
85	Snyder, Matt	TE	6-5	255	RFr.	San Ramon, Calif. (California)
10	Spelman, JD	WR	5-9	180	Fr.	Eden Prairie, Minn. (Eden Prairie)
95	Stille, Ben	DE	6-5	240	Fr.	Ashland, Neb. (Ashland-Greenwood)
86	Stoll, Jack	TE	6-4	235	Fr.	Lone Tree, Colo. (Regis Jesuit)
44	* Stoltenberg, Mick	DL	6-5	290	So.	Gretna, Neb. (Gretna)
35	Stovall, Jeremiah	DB	5-11	175	RFr.	Omaha, Neb. (Creighton Prep)
28	Sullivan, Eli	DB	6-2	190	Fr.	Longmont, Colo. (Longmont)
26	Sutcliffe, Jamie	PK	6-2	190	Sr.	Thousand Oaks, Calif. (Thousand Oaks/Utah/Pierce College)
28	* Taylor, Adam	IB	6-2	210	Jr.	Katy, Texas (Katy)
92	Urbach, Chase	LS	6-3	200	RFr.	Grosse Pointe, Mich. (Grosse Pointe South)
66	** Utter, Dylan	OL	6-1	295	Sr.	Papillion, Neb. (Papillion-La Vista)
49	** Weber, Chris	LB	6-3	230	Jr.	Omaha, Neb. (Elkhorn)
57	Weinmaster, Jacob	LB	6-0	215	RFr.	Loveland, Colo. (Loveland)
1	*** Westerkamp, Jordan	WR	6-0	200	Sr.	Lombard, Ill. (Montini Catholic)
58	* Whitaker, Corey	OL	6-5	295	Sr.	Murrieta, Calif. (Vista Murrieta)
21	* Wilbon, Mikale	IB	5-9	195	So.	Chicago, Ill. (De La Salle Institute)
24	* Williams, Aaron	S	5-11	185	So.	Atlanta, Ga. (Carver)
9	Williams, Keyan	WR	5-10	195	So.	New Orleans, La. (Lusher/Fresno State)
26	** Williams, Kieron	S	6-1	195	Jr.	Shreveport, La. (C.E. Byrd/Air Force Prep)
56	Wilson, Boe	OL	6-3	295	Fr.	Lee's Summit, Mo. (Lee's Summit West)
31	Young, Conor	WR	6-2	170	RFr.	Cozad, Neb. (Cozad)
5	* Young II, Dedrick	LB	6-1	220	So.	Peoria, Ariz. (Centennial)
33	Zlab, Tanner	DB	5-10	195	Sr.	Wilber, Neb. (Wilber-Clatonia)

45	A.J. Natter.....	DE
45	Ty Chaffin.....	WR
47	Branden Hohenstein.....	TE
47	Matt Jarzynka.....	DE
48	Erik Evans.....	DE
48	Ne'Land Smith.....	WR
49	Austin Hemphill.....	FB
49	Chris Weber.....	LB
50	Garret Johns.....	DL
50	John Raridon.....	OL
51	Jared Brugmann.....	LB
52	Josh Banderas.....	LB
53	Alex Boryca.....	LB
54	Creighton Hamik.....	LB
54	Robby Painter.....	OL
54	Jordan Ober.....	LS
55	Kevin Maurice.....	DT
56	Brad Simpson.....	LB
56	Boe Wilson.....	OL
57	Jacob Weinmaster.....	LB
58	Joel Lopez.....	DL
58	Corey Whitaker.....	OL
59	Brody Cleveland.....	LB
59	Jake Kitten.....	OL
61	Bryan Brokop.....	OL
62	Cole Conrad.....	OL
63	Tanner Farmer.....	OL
65	Christian Gaylord.....	OL
66	Dylan Utter.....	OL
67	Jerald Foster.....	OL
68	Nick Gates.....	OL
71	Matt Farniok.....	OL
72	Zach Hannon.....	OL
73	Sam Hahn.....	OL
74	Jalin Barnett.....	OL
75	Fyn Anderson.....	DL
76	Dwayne Johnson Jr.....	OL
76	Dylan Owen.....	DL
77	David Knevel.....	OL
79	Michael Decker.....	OL
80	Brett Classen.....	WR
81	Gabe Rahn.....	WR
82	Alonzo Moore.....	WR
83	David Engelhaupt.....	TE
83	Bryan Reimers.....	WR
84	Sam Cotton.....	TE
85	Matt Snyder.....	TE
86	Jack Stoll.....	TE
87	Brandon Reilly.....	WR
88	Ross Dzuris.....	DE
88	Tyler Hoppes.....	TE
89	Connor Ketter.....	TE
91	Freedom Akinmoladun.....	DE
92	Chase Urbach.....	LS
94	Khalil Davis.....	DT
95	Spencer Lindsay.....	PK
95	Ben Stille.....	DE
96	Carlos Davis.....	DT
97	Logan Rath.....	DT
98	Isaac Armstrong.....	P
98	Collin Miller.....	DE
99	Peyton Newell.....	DT

PRONUNCIATION GUIDE

Freedom Akinmoladun ackin-MOLA-dune
 Quayshon Alexander QUAY-shon
 Lavan Alston Jr. luh-VAN
 Josh Banderas ban-DARE-us
 Alex Boryca burr-ITS-kuh
 Bryan Brokop BRO-kup
 Cethan Carter SEETH-un
 Ty Chaffin CHAY-fin
 Marquel Dismuke mar-KELL dizz-MUKE-ee
 Ross Dzuris duh-ZUHR-iss
 Matt Farniok FAR-nee-ock
 Ryan Freudenburg fried-EN-burg
 Nathan Gerry GARY
 Sam Hahn HAWN
 Todd Honas HO-nuss
 Tyler Hoppes HOP-iss
 Matt Jarzynka Jar-ZINK-uh

Boaz Joseph BOSE
 Joshua Kalu Kuh-loo
 Reid Karel CARE-ull
 Kyle Kasun KAY-sun
 Bo Kitrell KIT-trull
 David Knevel NEV-ull
 Wyatt Mazour MUH-zoo-er
 Graham Nabity NAB-it-tee
 DaiShon Neal DAY-shawn
 Terrell Newby TAIR-ul
 Devine Ozigbo oh-ZIG-bo
 Gabe Rahn RAWN
 Bryan Reimers RHYME-ers
 Jacob Weinmaster WINE-master
 Mikale Wilbon MIK-kale
 Kieron Williams KYE-run
 Dedrick Young DEAD-rik

TRACKING TOMMY

Tommy Armstrong Jr. set one NCAA record and more than a dozen Nebraska records in his first three seasons. This year, Armstrong is nearing several other Nebraska all-time records, highlighted below.

2 TOUCHDOWN PASSES

TAYLOR MARTINEZ	56
TOMMY ARMSTRONG JR.	54

459 PASSING YARDS

TAYLOR MARTINEZ	7,258
TOMMY ARMSTRONG JR.	6,799

96 COMPLETIONS

TAYLOR MARTINEZ	575
TOMMY ARMSTRONG JR.	479

2,085 TOTAL OFFENSE

TAYLOR MARTINEZ	10,233
TOMMY ARMSTRONG JR.	8,148

Nationally, Armstrong has posted one of the most productive careers among all active FBS players.

FBS ACTIVE PLAYER RANKS

TOTAL TOUCHDOWNS (71)	2ND
PASSING TOUCHDOWNS (54)	4TH
TOTAL OFFENSE (8,148)	6TH
PASSING YARDS (6,799)	7TH



INDIVIDUAL NEBRASKA RECORD WATCH



TOMMY ARMSTRONG JR.

SENIOR
QUARTERBACK

NEBRASKA CAREER RECORDS

PASSING YARDS

Rk.	Player, Years	Yards
1.	Taylor Martinez, 2010-13	7,258
2.	Tommy Armstrong Jr., 2013-pres.	6,799
3.	Zac Taylor, 2005-06	5,850

COMPLETIONS

Rk.	Player, Years	Comp.
1.	Taylor Martinez, 2010-13	575
2.	Tommy Armstrong Jr., 2013-pres.	479
3.	Zac Taylor, 2005-06	470

TOUCHDOWN PASSES

Rk.	Player, Years	TDs
1.	Taylor Martinez, 2010-13	56
2.	Tommy Armstrong Jr., 2013-pres.	54
3.	Zac Taylor, 2005-06	45

RUSHING YARDS BY A QUARTERBACK

Rk.	Player, Years	Yards
1.	Eric Crouch, 1998-2001	3,434
2.	Taylor Martinez, 2010-13	2,975
3.	Jammal Lord, 2000-03	2,573
4.	Steve Taylor, 1985-88	2,125
5.	Tommie Frazier, 1992-95	1,955
6.	Scott Frost, 1996-97	1,533
7.	Tommy Armstrong Jr., 2013-pres.	1,349
8.	Turner Gill, 1980-83	1,317

TOTAL OFFENSE

Rk.	Player, Years	Yards
1.	Taylor Martinez, 2010-13	10,233
2.	Tommy Armstrong Jr., 2013-pres.	8,148
3.	Eric Crouch, 1998-2001	7,915

TOTAL TOUCHDOWNS

Rk.	Player, Years	TDs
1.	Eric Crouch, 1998-2001	90
2.	Taylor Martinez, 2010-13	87
3.	Tommie Frazier, 1992-95	79
4.	Tommy Armstrong Jr., 2013-pres.	71

250-YARD PASSING GAMES

Rk.	Player, Years	Games
1.	Tommy Armstrong Jr., 2013-pres.	12
2.	Joe Ganz, 2005-08	11
3.	Zac Taylor, 2005-06	8

300-YARD TOTAL OFFENSE GAMES

Rk.	Player, Years	Games
1.	Tommy Armstrong Jr., 2013-pres.	10
2.	Joe Ganz, 2005-08	9
	Taylor Martinez, 2010-13	9

QUARTERBACK STARTS

Rk.	Player, Years	Starts
1.	Taylor Martinez, 2010-13	43
2.	Eric Crouch, 1998-2001	38
3.	Steve Taylor, 1985-88	34
	Tommy Armstrong Jr., 2013-pres.	34



DREW BROWN

JUNIOR
PLACE-KICKER

NEBRASKA CAREER RECORDS

FIELD GOALS

Rk.	Player, Years	FGs
1.	Alex Henery, 2007-10	68
2.	Kris Brown, 1995-98	57
3.	Josh Brown, 1999-2002	43
4.	Brett Maher, 2009-12	39
5.	Drew Brown, 2014-pres.	35

SCORING

Rk.	Player, Pos., Years	Points
1.	Alex Henery, PK, 2007-10	397
--		
10.	Tommie Frazier, QB, 1992-95	222
	Byron Bennett, PK, 1990-93	222
12.	Brett Maher, PK, 2009-12	219
13.	Drew Brown, PK, 2014-pres.	212
14.	Bobby Reynolds, HB/PK, 1950-52	211
15.	Rex Burkhead, IB, 2009-12	210

CONSECUTIVE FIELD GOALS MADE

Rk.	Player, Year(s)	FGs
1.	Alex Henery, 2009-10	18
2.	Kris Brown, 1997-98	17
3.	Alex Henery, 2007-08	12
4.	Jordon Congdon, 2005	11
	Kris Brown, 1995-96	11
	Drew Brown, PK, 2015-pres.	11*

*active streak



NATHAN GERRY

SENIOR
SAFETY

NEBRASKA CAREER RECORD

INTERCEPTIONS

Rk.	Player, Pos., Years	INTs
1.	Dana Stephenson, RCB, 1967-69	14
2.	Josh Bullocks, FS, 2002-04	13
3.	Bret Clark, S, 1982-84	12
4.	Fabian Washington, CB, 2002-04	11
	Ralph Brown, RCB, 1996-99	11
	Tyrone Byrd, FS, 1989-92	11
	Larry Wachholtz, S, 1964-66	11
	Tom Novak, LB, 1946-49	11
9.	Joe Blahak, LCB, 1970-72	10
	Bill Kosch, S, 1969-71	10
t-11.	Nathan Gerry, S, 2013-pres.	9

TACKLES BY A DEFENSIVE BACK

Rk.	Player, Pos., Years	Tackles
1.	Mike Brown, S, 1996-99	287
2.	Daniel Bullocks, S, 2002-05	226
3.	Larry Asante, S, 2007-09	224
4.	Tyrone Byrd, S, 1989-92	209
5.	Nathan Gerry, S, 2013-pres.	199



JORDAN WESTERKAMP

SENIOR
WIDE RECEIVER

NEBRASKA CAREER RECORDS

RECEPTIONS

Rk.	Player, Pos., Years	Receptions
1.	Kenny Bell, WR, 2011-14	181
2.	Nate Swift, WR, 2005-08	166
3.	Johnny Rodgers, WB, 1970-72	143
4.	Terrence Nunn, WR, 2004-07	136
5.	Marlon Lucky, IB, 2005-08	135
6.	Jordan Westerkamp, WR, 2013-pres.	130

RECEIVING YARDS

Rk.	Player, Years	Yards
1.	Kenny Bell, 2011-14	2,689
2.	Johnny Rodgers, 1970-72	2,479
3.	Nate Swift, 2005-08	2,476
4.	Jordan Westerkamp, 2013-pres.	1,954

TOUCHDOWN RECEPTIONS

Rk.	Player, Pos., Year	TDs
1.	Johnny Rodgers, WB, 1970-72	25
2.	Nate Swift, WR, 2005-08	22
3.	Kenny Bell, WR, 2011-14	21
4.	Maurice Purify, WR, 2006-07	16
5.	Jon Bostick, SE, 1989-91	15
	Quincy Enunwa, WR, 2010-13	15
7.	Todd Millikan, TE, 1985-88	14
	Bobby Thomas, SE, 1974-76	14
t-9.	Jordan Westerkamp, WR, 2013-pres.	13

100-YARD RECEIVING GAMES

Rk.	Player, Pos., Years	Games
1.	Johnny Rodgers, WB, 1970-72	10
2.	Nate Swift, WR, 2005-08	8
3.	Jordan Westerkamp, WR, 2013-pres.	7*

*Most by a Husker prior to his senior season

CONSECUTIVE GAMES WITH CATCH

Rk.	Player, Pos., Years	Games
1.	Johnny Rodgers, WB, 1970-72	37
2.	Terrence Nunn, WR, 2004-07	32
3.	Kenny Bell, WR, 2012-14	28
4.	Jordan Westerkamp, WR, 2013-pres.	27*

*active streak



#1 LAMAR JACKSON • Fr. • DB

 ELK GROVE, CALIF.
FRANKLIN HS


CAREER STATS

		Tackles-----)					Fum.					QB
Year	G/S	UT	AT	TT	TFL	Sacks	C-R	BK	PBU	INT	Hry.	
2016	1/0	5	1	6	2-14	1.0-11	0-0	0	0	0	0	
Totals	1/0	5	1	6	2-14	1.0-11	0-0	0	0	0	0	

2016 SEASON NOTES

2016 SINGLE-GAME HIGHS

- » Tackles - 5 vs. Fresno State
- » Tackles for Loss - 2 vs. Fresno State
- » Tackles for Loss - 1.0 vs. Fresno State
- » Pass Breakups - 0
- » Interceptions - 0



#1 JORDAN WESTERKAMP • Sr. • WR

 LOMBARD, ILL.
MONTINI CATHOLIC HS

CAREER STATS

Year	G/S	No.	Yds.	Y/R	Y/G	Long	TDs
2012						Redshirt	
2013	13/1	20	283	14.1	23.6	49 vs. Northwestern	1
2014	13/9	44	747	17.0	57.5	70 at Fresno State	5
2015	13/4	65	918	14.1	70.6	38 vs. Michigan St.	7
2016	1/0	1	6	6.0	6.0	6 vs. Fresno State	0
Totals	40/14	130	1,954	15.0	48.9	70 at Fresno State	13

CAREER HONORS

- » 2015, 2016 Team Captain
- » First-Team All-Big Ten (Phil Steele, 2015)
- » Second-Team All-Big Ten (Coaches, Media, AP, 2015)
- » Academic All-Big Ten (2013, 2014)
- » Big Ten All-Freshman Team (BTN, 2013)
- » Big Ten Freshman of the Week (vs. Northwestern, 2013)
- » Four-Time Nebraska Scholar-Athlete Honor Roll
- » ESPN College Football Play of the Year (Reception vs. Florida Atlantic, 2014)
- » Sports Science Newton Award for Outstanding Reaction (2015)
- » Brook Berringer Citizenship Team (2015, 2016)
- » Tom Osborne Citizenship Team (2015, 2016)

2016 GAME-BY-GAME

Opponent	Rec.	Yds	TD	Lg
Fresno State	1	6	0	6
Wyoming				
Oregon				
at Northwestern				
Illinois				
at Indiana				
Purdue				
at Wisconsin				
at Ohio State				
Minnesota				
Maryland				
at Iowa				
Totals	1	6	0	6

CAREER SINGLE-GAME HIGHS

- » Receptions - 11 vs. Southern Miss (2015)
- » Receiving Yards - 158 at Michigan State (2014)
- » Touchdowns - 1, 13 times

2016 SINGLE-GAME HIGHS

- » Receptions - 1 vs. Fresno State
- » Receiving Yards - 6 vs. Fresno State
- » Touchdowns - 0

2016 SEASON NOTES

- » Had one reception in the season opener, marking his 27th straight game with a catch, the fourth-longest streak in NU history.



#3 MARCUS NEWBY • Jr. • LB

 NORTH POTOMAC, MD.
QUINCE ORCHARD HS

CAREER STATS

		Tackles-----)					Fum.					QB
Year	G/S	UT	AT	TT	TFL	Sacks	C-R	BK	PBU	INT	Hry.	
2013												
2014	9/0	1	2	3	1-9	1.0-9	0-0	0	0	0	2	
2015	10/6	17	17	34	5-13	1.0-8	0-0	0	0	0	2	
2016	1/1	1	2	3	0-0	0.0-0	0-0	0	0	0	1	
Totals	20/7	19	21	40	6-22	2.0-17	0-0	0	0	0	5	

CAREER HONORS

- » Nebraska Scholar-Athlete Honor Roll (Spring, 2015)
- » NU Record for Most PBU by a Linebacker (4 vs. Wisconsin, 2015)
- » Brook Berringer Citizenship Team (2015)
- » Tom Osborne Citizenship Team (2015)

2016 SEASON NOTES

CAREER SINGLE-GAME HIGHS

- » Tackles - 8 vs. Michigan State (2015)
- » Tackles for Loss - 1, six times
- » Sacks - 1.0 at Fresno State (2014), at Rutgers (2015)

2016 SINGLE-GAME HIGHS

- » Tackles - 3 vs. Fresno State
- » Tackles for Loss - 0
- » Sacks - 0

2016 GAME-BY-GAME

Opponent	--Tackles-- UT-AT-TT	TFL-Yds	-Sacks- No-Yds	FF-FR-Yds	Int-Yds	PBU	QBH
Fresno State	1-2-3	0-0	0.0-0	0-0-0	0-0	0	1
Wyoming							
Oregon							
at Northwestern							
Illinois							
at Indiana							
Purdue							
at Wisconsin							
at Ohio State							
Minnesota							
Maryland							
at Iowa							
Totals	1-2-3	0-0	0.0-0	0-0-0	0-0	0	1

#4 **TOMMY ARMSTRONG JR. • Sr. • QB**CIBOLO, TEXAS
STEELE HS**CAREER STATS****Passing**

Year	G/GS	Comp-Att-Int	Pct.	Yds.	Y/G	LP	TD	Eff.R.
2012								
2013	9/8	68-131-8	51.9	966	107.3	99	9	124.31
2014	13/13	184-345-12	53.3	2,695	207.3	73	22	133.04
2015	12/12	222-402-16	55.2	3,030	252.5	55	22	128.64
2016	1/1	5-10-0	50.0	108	108.0	57	1	173.72
Totals	35/34	479-888-36	53.9	6,799	194.3	99	54	130.22

Rushing

Year	G/S	Att.	Gain	Loss	Net	Y/A	Y/G	Long	TDs
2012									
2013	9/8	67	277	75	202	3.0	22.4	24 vs. Georgia	2
2014	13/13	145	842	137	705	4.9	54.2	42 vs. McNeese St.	6
2015	12/12	98	563	163	400	4.1	37.6	32 at Illinois	7
2016	1/1	11	42	0	42	3.8	42.0	9 vs. Fresno State	2
Totals	35/34	321	1,724	375	1,349	4.2	38.5	42 vs. McNeese St.	17

CAREER HONORS

- » 2015 Team Captain
- » Foster Farms Bowl Offensive MVP (2015 vs. UCLA)
- » Big Ten Player of the Week (vs. Michigan State, vs. Southern Miss, 2015)
- » Honorable-Mention Big Ten All-Freshman Team (BTN, 2013)
- » Big Ten Freshman of the Week (vs. Michigan, 2013)
- » Nebraska Scholar-Athlete Honor Roll (Fall, 2012)
- » Brook Berringer Citizenship Team (2016)
- » Tom Osborne Citizenship Team (2016)

NEBRASKA RECORDS

- » Career 250-Yard Passing Games (12)
- » Career 300-Yard Passing Games (10)
- » Season 250-Yard Passing Games (tied record, 8 in 2015)
- » Season 300-Yard Passing Games (tied record, 6 in 2015)
- » Junior Class Passing Yards (3,030 in 2015)
- » Sophomore Class Passing Yards (2,695 in 2014)
- » Sophomore Class Passing TDs (22 in 2014)
- » Sophomore Class Total Offense (3,400 in 2014)
- » Bowl Game Passing Yards (381 vs. USC in 2014 Holiday Bowl)
- » Bowl Game Passing Completions (32 vs. USC in 2014 Holiday Bowl)
- » Bowl Game Passing Attempts (51 vs. USC in 2014 Holiday Bowl)
- » Bowl Game Passing TDs (3 vs. USC in 2014 Holiday Bowl)
- » Bowl Game Total Offense (422 vs. USC in 2014 Holiday Bowl)
- » Longest Pass in NU History and NCAA Bowl History (99 yards vs. Georgia, 2014 Gator Bowl)

2016 GAME-BY-GAME

Opponent	----- Passing -----				----- Rushing -----			
	Comp-Att-Int	Yds	TD	Lg	No.	Yds	TD	Lg
Fresno State	5-10-0	108	1	57	11	42	2	9
Wyoming								
Oregon								
at Northwestern								
Illinois								
at Indiana								
Purdue								
at Wisconsin								
at Ohio State								
Minnesota								
Maryland								
at Iowa								
Totals	5-10-0	108	1	57	11	42	2	9

CAREER SINGLE-GAME HIGHS**Passing**

- » Attempts – 51 vs. USC (2014 Holiday Bowl)
- » Completions – 32 vs. USC (2014 Holiday Bowl)
- » Yards – 381 vs. USC (2014 Holiday Bowl)
- » Touchdowns – 4 at Iowa (2014), at Miami (2015)

Rushing

- » Rushes – 20 at Wisconsin (2014)
- » Yards – 131 vs. McNeese State (2014)
- » Touchdowns – 2 vs. Michigan State (2015), vs. Fresno State (2016)
- » Long Rush – 42 yards vs. McNeese State (2014)
- » Total Offense – 431 vs. Southern Miss (2015)

2016 SINGLE-GAME HIGHS**Passing**

- » Attempts – 10 vs. Fresno State
- » Completions – 5 vs. Fresno State
- » Yards – 108 vs. Fresno State
- » Touchdowns – 1 vs. Fresno State

Rushing

- » Rushes – 11 vs. Fresno State
- » Yards – 42 vs. Fresno State
- » Touchdowns – 2 vs. Fresno State
- » Long Rush – 9 vs. Fresno State
- » Total Offense – 150 vs. Fresno State

#5 **DEDRICK YOUNG • So. • LB**PEORIA, ARIZ.
CENTENNIAL HS**CAREER STATS**

Year	G/S	-----Tackles-----					Fum.			QB
		UT	AT	TT	TFL	Sacks	C-R	BK	PBU	
2015	12/11	25	36	61	5-8	0.0-0	0-0	0	3	0
2016	1/1	5	1	6	0-0	0.0-0	0-0	0	0	0
Totals	13/12	30	37	67	5-8	0.0-0	0-0	0	3	0

CAREER HONORS

- » Big Ten All-Freshman Team (BTN.com, ESPN.com)
- » Nebraska Newcomer of the Year Award (2015)
- » NU Record for Most Tackles by a True Freshman (61, 2015)
- » Nebraska Scholar-Athlete Honor Roll (Spring, 2015)
- » Brook Berringer Citizenship Team (2016)
- » Tom Osborne Citizenship Team (2016)

2016 SEASON NOTES

»

CAREER SINGLE-GAME HIGHS

- » Tackles - 11 at Illinois
- » Tackles for Loss – 2 at Illinois, at Rutgers
- » Sacks – 0

2016 SINGLE-GAME HIGHS

- » Tackles - 6 vs. Fresno State
- » Tackles for Loss – 0
- » Sacks – 0

2016 GAME-BY-GAME

Opponent	--Tackles--		-Sacks-				
	UT-AT-TT	TFL-Yds	No-Yds	FF-FR-Yds	Int-Yds	PBU	QBH
Fresno State	5-1-6	0-0	0.0-0	0-0-0	0-0	0	1
Wyoming							
Oregon							
at Northwestern							
Illinois							
at Indiana							
Purdue							
at Wisconsin							
at Ohio State							
Minnesota							
Maryland							
at Iowa							
Totals	5-1-6	0-0	0.0-0	0-0-0	0-0	0	1



#8 CHRIS JONES • Jr. • DB

 JACKSONVILLE, FLA.
SANDALWOOD HS

CAREER STATS

Year	G/S	(-----Tackles-----)					Fum.		PBU	INT	QB Hry.
		UT	AT	TT	TFL	Sacks	C-R	BK			
2014	12/0	5	2	7	0	0.0-0	0-1	0	0	0	0
2015	13/7	21	4	25	2-7	1.0-5	0-0	0	5	2	0
2016	1/1	1	0	1	0-0	0.0-0	0-0	0	1	1	0
Totals	26/8	27	6	33	2-7	1.0-5	0-1	0	6	3	0

CAREER HONORS

- » Academic All-Big Ten (2015)
- » Nebraska Scholar-Athlete Honor Roll (Fall 2015; Spring, 2015)

2016 SEASON NOTES

- » Third career interception in season opener against Fresno State

CAREER SINGLE-GAME HIGHS

- » Tackles - 3, five times (all in 2015)
- » Interceptions - 1, three times
- » Pass Breakups - 1, six times
- » Tackles for Loss - 1, twice (all in 2015)
- » Sacks - 1-5, vs. Southern Miss (2015)

2016 SINGLE-GAME HIGHS

- » Tackles - 1 vs. Fresno State
- » Tackles for Loss - 0
- » Pass Breakups - 1 vs. Fresno State
- » Interceptions - 1 vs. Fresno State

2016 GAME-BY-GAME

Opponent	--Tackles-- UT-AT-TT	TFL-Yds	-Sacks- No-Yds	FF-FR-Yds	Int-Yds	PBU	QBH
Fresno State	1-0-1	0-0	0.0-0	0-0-0	1-0	1	0
Wyoming							
Oregon							
at Northwestern							
Illinois							
at Indiana							
Purdue							
at Wisconsin							
at Ohio State							
Minnesota							
Maryland							
at Iowa							
Totals	1-0-1	0-0	0.0-0	0-0-0	1-0	1	0



#8 STANLEY MORGAN JR. • So. • WR

 NEW ORLEANS, LA.
ST. AUGUSTINE HS

CAREER STATS

Year	G/S	No.	Yds.	Y/R	Y/G	Long	TDs
2015	13/3	25	304	12.2	22.8	33 at Miami	2
2016	1/1	1	11	11.0	11.0	11 vs. Fresno State	0
Totals	14/4	26	315	12.1	22.5	33 at Miami	2

CAREER HONORS

- » BTN.com All-Freshman Team (2015)
- » Nebraska Newcomer of th Year (2015)

2016 GAME-BY-GAME

Opponent	Rec.	Yds	TD	Lg
Fresno State	1	11	0	11
Wyoming				
Oregon				
at Northwestern				
Illinois				
at Indiana				
Purdue				
at Wisconsin				
at Ohio State				
Minnesota				
Maryland				
at Iowa				
Totals	1	11	0	11

CAREER SINGLE-GAME HIGHS

- » Receptions - 4 at Miami
- » Receiving Yards - 78 at Miami
- » Touchdowns - 1, three times

2016 SINGLE-GAME HIGHS

- » Receptions - 1 vs. Fresno State
- » Receiving Yards - 11 vs. Fresno State
- » Touchdowns - 0

2016 SEASON NOTES

»



#10 JOSHUA KALU • Jr. • CB

 HOUSTON, TEXAS
ALIEF TAYLOR HS

CAREER STATS

Year	G/S	(-----Tackles-----)					Fum.		PBU	INT	QB Hry.
		UT	AT	TT	TFL	Sacks	C-R	BK			
2014	13/2	20	7	27	1-1	0.0-0	2-1	0	3	1	1
2015	13/13	51	24	75	5-27	1.0-8	0-0	1	7	3	1
2016	1/1	6	1	7	1-6	1.0-6	0-0	0	1	0	2
Totals	27/16	77	32	109	7-34	2.0-14	2-1	1	11	4	4

CAREER HONORS

- » Lott IMPACT Trophy Watch List (2016)
- » Honorable-Mention All-Big Ten (Coaches, 2015)
- » Academic All-Big Ten (2015)
- » Nebraska Scholar-Athlete Honor Roll (Spring, 2015)
- » Brook Berringer Citizenship Team (2015, 2016)
- » Tom Osborne Citizenship Team (2015, 2016)

2016 SEASON NOTES

- » Had a six-yard sack against Fresno State, marking his second career sack

CAREER SINGLE-GAME HIGHS

- » Tackles - 9 vs. BYU (2015), vs. Wisconsin (2015)
- » Tackles for Loss - 2 vs. BYU (2015)
- » Pass Breakups - 4 vs. Wisconsin (2015)
- » Interceptions - 1, four times
- » Long Interception Return - 41 yds. (TD) at Minnesota (2015)

2016 SINGLE-GAME HIGHS

- » Tackles - 7 vs. Fresno State
- » Tackles for Loss - 1 vs. Fresno State
- » Pass Breakups - 1 vs. Fresno State
- » Interceptions - 0

2016 GAME-BY-GAME

Opponent	--Tackles-- UT-AT-TT	TFL-Yds	-Sacks- No-Yds	FF-FR-Yds	Int-Yds	PBU	QBH
Fresno State	6-1-7	1-6	1.0-6	0-0-0	0-0	1	2
Wyoming							
Oregon							
at Northwestern							
Illinois							
at Indiana							
Purdue							
at Wisconsin							
at Ohio State							
Minnesota							
Maryland							
at Iowa							
Totals	6-1-7	1-6	1.0-6	0-0-0	0-0	1	2

#11 **CETHAN CARTER • Sr. • TE**NEW ORLEANS, LA.
ARCHBISHOP RUMMEL HS**CAREER STATS**

Year	G/S	No.	Yds.	Y/R	Y/G	Long	TDs
2013	13/6	10	127	12.7	9.8	26 vs. S. Dakota St.	0
2014	9/8	6	98	16.3	10.9	34 at Iowa	1
2015	11/11	24	329	13.7	29.9	55 at Illinois	2
2016	1/1	0	0	0.0	0.0	0	0
Totals	34/26	40	554	13.9	16.3	55 at Illinois	3

CAREER HONORS

- » Honorable-Mention All-Big Ten (Media, 2015)
- » Nebraska Most Improved Player (2015)
- » True Freshman All-American (247Sports, 2013)
- » Honorable-Mention Big Ten All-Freshman Team (BTN, 2013)

2016 GAME-BY-GAME

Opponent	Rec.	Yds	TD	Lg
Fresno State	0	0	0	0
Wyoming				
Oregon				
at Northwestern				
Illinois				
at Indiana				
Purdue				
at Wisconsin				
at Ohio State				
Minnesota				
Maryland				
at Iowa				
Totals	0	0	0	0

CAREER SINGLE-GAME HIGHS

- » Receptions - 4 at Rutgers (2013), vs. Iowa (2015)
- » Receiving Yards - 75 vs. Iowa (2015)
- » Touchdowns - 1, four times

2016 SINGLE-GAME HIGHS

- » Receptions - 0
- » Receiving Yards - 0
- » Touchdowns - 0

2016 SEASON NOTES

»

#15 **DE'MORNAY PIERSON-EL • Jr. • WR/PR**ALEXANDRIA, VA.
WEST POTOMAC HS**CAREER STATS**

Receiving							
Year	G/S	No.	Yds.	Y/R	Y/G	Long	TDs
2014	13/6	23	321	14.0	24.7	46 at Northwestern	4
2015	5/1	12	111	9.3	22.2	19 vs. Wisconsin	1
2016	1/0	0	0	0.0	0.0	0	0
Totals	19/7	35	432	12.3	22.7	46 at Northwestern	5

Punt Returns

Year	G/S	No.	Yds.	Y/R	Y/G	Long	TDs
2014	13/6	34	596	17.5	45.8	86 at Fresno State	3
2015	5/1	4	48	12.0	9.6	42 at Minnesota	0
2016	1/0	0	0	0.0	0.0	0	0
Totals	19/7	38	644	16.9	33.9	86 at Fresno State	3

CAREER HONORS

- » Second-Team All-American (USA Today, SI, FWAA, 2014)
- » Third-Team All-American (Athlon, 2014)
- » Freshman All-American (Scout, 247 Sports, USA Today, 2014)
- » 2014 Jet Award Punt Returner of the Year
- » 2x Big Ten Special Teams Player of the Week (Fresno State, Iowa, 2014)
- » NU Freshman Record - Long Punt Return, Punt Return Yards & TDs
- » NU Bowl Record for Receptions (8 vs. USC, 2014 Holiday Bowl)
- » Nebraska Special Teams MVP (2015)
- » Nebraska Scholar-Athlete Honor Roll (Fall, 2014)
- » Nebraska Student-Athlete HERO Leadership Award (2015)
- » Brook Berringer Citizenship Team (2015, 2016)
- » Tom Osborne Citizenship Team (2015, 2016)

2016 GAME-BY-GAME

Opponent	----- Receiving -----				----- Punt Returns -----			
	No.	Yds	TD	Lg	No.	Yds	TD	Lg
Fresno State	0	0	0	0	0	0	0	0
Wyoming								
Oregon								
at Northwestern								
Illinois								
at Indiana								
Purdue								
at Wisconsin								
at Ohio State								
Minnesota								
Maryland								
at Iowa								
Totals	0	0	0	0	0	0	0	0

CAREER SINGLE-GAME HIGHS

- » Receptions - 8 vs. USC (2014 Holiday Bowl)
- » Receiving Yards - 102 vs. USC (2014 Holiday Bowl)
- » Receiving TDs - 1, five times

- » Punt Return Yards - 150 at Fresno State
- » Punt Return TDs - 1, three times

- » All-Purpose Yards - 150, twice

2016 SEASON NOTES

»

2016 SINGLE-GAME HIGHS

- » Receptions - 0
- » Receiving Yards - 0
- » Receiving TDs - 0

- » Punt Return Yards - 0
- » Punt Return TDs - 0

- » All-Purpose Yards - 0



#15 MICHAEL ROSE-IVEY • Sr. • LB

 KANSAS CITY, MO.
ROCKHURST HS

CAREER STATS

		(------Tackles-----)					Fum.				QB
Year	G/S	UT	AT	TT	TFL	Sacks	C-R	BK	PBU	INT	Hry.
2012		Redshirt									
2013	12/7	39	27	66	6-8	0.0-0	0-0	0	1	0	2
2014		Injured--Did Not Play									
2015	7/3	11	16	27	3-3	0.0-0	0-0	0	1	0	1
2016	1/0	0	1	1	0-0	0.0-0	0-0	0	0	0	0
Totals	20/10	50	44	94	9-11	0.0-0	0-0	0	2	0	3

CAREER HONORS

- » Big Ten All-Freshman Team (BTN, 2013)
- » Nebraska Freshman Tackle Record (66, 2013)
- » Academic All-Big Ten (2013)
- » Nebraska Scholar-Athlete Honor Roll (Fall, 2012)
- » Nebraska Student-Athlete HERO Leadership Award (2013)
- » Brook Berringer Citizenship Team (2013)

2016 SEASON NOTES

»

CAREER SINGLE-GAME HIGHS

- » Tackles – 17 vs. Iowa (2013)
- » Solo Tackles - 8 vs. Iowa (2013)
- » Tackles for Loss – 4 vs. Iowa (2013)

2016 SINGLE-GAME HIGHS

- » Tackles – 0
- » Tackles for Loss – 0
- » Sacks – 0

2016 GAME-BY-GAME

Opponent	Tackles		TFL-Yds	Sacks		FF-FR-Yds	Int-Yds	PBU	QBH
	UT	AT		No	Yds				
Fresno State	0	1	0-0	0	0-0	0-0-0	0-0	0	0
Wyoming									
Oregon									
at Northwestern									
Illinois									
at Indiana									
Purdue									
at Wisconsin									
at Ohio State									
Minnesota									
Maryland									
at Iowa									
Totals	0	1	0-0	0	0-0	0-0-0	0-0	0	0



#17 RYKER FYFE • Sr. • QB

 GRAND ISLAND, NEB.
GRAND ISLAND HS

CAREER STATS

Passing

Year	G/GS	Comp	Att	Int	Pct.	Yds.	Y/G	LP	TD	Eff.R.
2012		Redshirt								
2013	1/0	1	1	0	100.0	5	5.0	5	0	140.03
2014	7/0	4	10	0	40.0	40	5.7	12	1	106.60
2015	2/1	34	55	5	61.8	440	220	52	5	140.84
2016	1/0	1	3	0	33.3	6	6.0	6	0	50.13
Totals	11/1	40	69	5	58.0	491	44.6	52	6	131.95

Rushing

Year	G/S	Att.	Gain	Loss	Net	Y/A	Y/G	Long	TDs
2012		Redshirt							
2013	1/0	1	3	0	3	3.0	3.0	3 vs. S. Dakota St.	0
2014	7/0	7	52	5	47	6.7	6.7	15 vs. Fla. Atlantic	0
2015	2/1	7	15	50	-35	-5.0	-17.5	7 at Purdue	0
2016	1/0	1	5	0	5	5.0	5.0	5 vs. Fresno State	0
Totals	11/1	16	75	55	20	1.25	1.8	15 vs. Fla. Atlantic	0

CAREER HONORS

- » Nebraska Scholar-Athlete Honor Roll (Fall, 2012)
- » Brook Berringer Citizenship Team (2013)
- » Nebraska Student-Athlete HERO Leadership Award (2013)

2016 SEASON NOTES

»

CAREER SINGLE-GAME HIGHS

Passing

- » Attempts – 48 at Purdue (2015)
- » Completions – 29 at Purdue (2015)
- » Yards – 407 at Purdue (2015)
- » Touchdowns – 4 at Purdue (2015)

Rushing

- » Rushes – 7 at Purdue (2015)
- » Yards – 29 vs. Florida Atlantic (2014)

2016 SINGLE-GAME HIGHS

Passing

- » Attempts – 3 vs. Fresno State
- » Completions – 1 vs. Fresno State
- » Yards – 6 vs. Fresno State
- » Touchdowns – 0

Rushing

- » Rushes – 1 vs. Fresno State
- » Yards – 5 vs. Fresno State



#18 TRE BRYANT • Fr. • IB

ST. LOUIS, MO.
CHRISTIAN BROTHERS COLLEGE

CAREER STATS

Rushing

Year	G/S	Att.	Gain	Loss	Net	Y/A	Y/G	Long	TDs
2016	1/0	5	36	0	36	7.2	36.0	13 vs. Fresno State	1
Totals	1/0	5	36	0	36	7.2	36.0	13 vs. Fresno State	1

Kick Returns

Year	G/S	No.	Yds.	Y/R	Y/G	Long	TDs
2016	1/0	1	32	32.0	32.0	32 vs. Fresno State	0
Totals	1/0	1	32	32.0	32.0	32 vs. Fresno State	0

2016 SEASON NOTES

» Scored a touchdown in season opener

2016 SINGLE-GAME HIGHS

» Rushes – 5 vs. Fresno State
 » Rushing Yards – 36 vs. Fresno State
 » Rushing TDs – 1 vs. Fresno State

» Kick Return Yards – 32 vs. Fresno State
 » Kick Return TDs – 0

» All-Purpose Yards – 68 vs. Fresno State

2016 GAME-BY-GAME

Opponent	----- Rushing -----				----- Kick Returns -----			
	No.	Yds	TD	Lg	No.	Yds	TD	Lg
Fresno State	2	36	1	13	1	32	0	32
Wyoming								
Oregon								
at Northwestern								
Illinois								
at Indiana								
Purdue								
at Wisconsin								
at Ohio State								
Minnesota								
Maryland								
at Iowa								
Totals	2	36	1	13	1	32	0	32



#22 DEVINE OZIGBO • So. • IB

SACHSE, TEXAS
SACHSE HS

CAREER STATS

Year	G/S	Att.	Gain	Loss	Net	Y/A	Y/G	Long	TDs
2015	11/0	38	212	3	209	5.5	19.0	31 at Illinois	1
2016	1/0	17	103	0	103	6.1	103.0	17 vs. Fresno State	2
Totals	12/0	55	315	0	312	5.7	26.0	31 at Illinois	3

2016 SEASON NOTES

» Rushed 17 times for a career-high 103 yards and a career-best two touchdowns against Fresno State. Had one rushing touchdown last season as a true freshman.

CAREER SINGLE-GAME HIGHS

» Rushes - 20 vs. UCLA (2015)
 » Rushing Yards – 103 vs. Fresno State (2016)
 » Rushing Touchdowns – 2 vs. Fresno State (2016)

2016 SINGLE-GAME HIGHS

» Rushes - 17 vs. Fresno State
 » Rushing Yards – 103 vs. Fresno State
 » Rushing Touchdowns – 2 vs. Fresno State

2016 GAME-BY-GAME

Opponent	----- Rushing -----				----- Receiving -----			
	No.	Yds	TD	Lg	No.	Yds	TD	Lg
Fresno State	17	103	2	17	1	5	0	5
Wyoming								
Oregon								
at Northwestern								
Illinois								
at Indiana								
Purdue								
at Wisconsin								
at Ohio State								
Minnesota								
Maryland								
at Iowa								
Totals	17	103	2	17	1	5	0	5



#25 NATE GERRY • Sr. • S

 SIOUX FALLS, S.D.
WASHINGTON HS

CAREER STATS

Year	G/S	Tackles					Fum.		PBU	INT	QB Hry.
		UT	AT	TT	TFL	Sacks	C-R	BK			
2013	13/3	18	14	32	2-3	0.0-0	0-0	0	0	0	1
2014	13/13	49	39	88	7-9	0.5-2	2-1	0	4	5	3
2015	13/13	49	30	79	3-12	1.0-9	1-0	0	7	4	0
2016	0/0	0	0	0	0-0	0.0-0	0-0	0	0	0	0
Totals	39/29	116	83	199	12-24	1.5-11	3-1	0	11	9	4

CAREER HONORS

- » 2015, 2016 Team Captain
- » Third-Team All-Big Ten (Media, 2015)
- » 2015 Lott Trophy Watch List
- » Second-Team All-Big Ten (Media, 2014)
- » Honorable-Mention All-Big Ten (Coaches, 2014, 2015)
- » Big Ten Defensive Player of the Week (Iowa, 2014)
- » Nebraska Defensive Co-MVP (2014)
- » Honorable-Mention Big Ten All-Freshman Team (BTN, 2013)
- » Brook Berringer Citizenship Team (2016)
- » Tom Osborne Citizenship Team (2016)

2016 GAME-BY-GAME

Opponent	Tackles		Sacks		FF-FR-Yds	Int-Yds	PBU	QBH
	UT-AT-TT	TFL-Yds	No-Yds	FF-FR-Yds				
Fresno State								
Wyoming								
Oregon								
at Northwestern								
Illinois								
at Indiana								
Purdue								
at Wisconsin								
at Ohio State								
Minnesota								
Maryland								
at Iowa								
Totals								

2016 SEASON NOTES

»

CAREER SINGLE-GAME HIGHS

- » Tackles – 15 at Iowa (2014)
- » Tackles for Loss – 4 at Purdue (2013)
- » Pass Breakups – 2, four times
- » Interceptions – 1, nine times
- » Long Interception Return – 54 vs. Illinois (2014)

2016 SINGLE-GAME HIGHS

- » Tackles - 0
- » Tackles for Loss – 0
- » Pass Breakups – 0
- » Interceptions – 0



#24 AARON WILLIAMS • So. • S

 ATLANTA, GA.
CARVER HS

CAREER STATS

Year	G/S	Tackles					Fum.		PBU	INT	QB Hry.
		UT	AT	TT	TFL	Sacks	C-R	BK			
2015	13/3	17	7	24	3-9	0.0-0	0-0	0	0	0	0
2016	1/1	3	2	5	1-1	0.0-0	0-0	0	1	0	0
Totals	14/4	20	9	29	4-10	0.0-0	0-0	0	1	0	0

CAREER HONORS

- » Nebraska Scholar-Athlete Honor Roll (Spring, 2015)

2016 SEASON NOTES

»

CAREER SINGLE-GAME HIGHS

- » Tackles - 7 at Purdue
- » Tackles for Loss – 1, four times
- » Pass Breakups – 1 vs. Fresno State (2016)
- » Interceptions – 0

2015 SINGLE-GAME HIGHS

- » Tackles - 5 vs. Fresno State
- » Tackles for Loss – 1 vs. Fresno State
- » Pass Breakups – 1 vs. Fresno State
- » Interceptions – 0



#26 KIERON WILLIAMS • Jr. • S

 SHREVEPORT, LA.
AIR FORCE PREP/C.E. BYRD HS

CAREER STATS

Year	G/S	Tackles					Fum.		PBU	INT	QB Hry.
		UT	AT	TT	TFL	Sacks	C-R	BK			
2014	13/0	4	5	9	1-1	0.0-0	0-0	3	0	0	0
2015	13/0	5	2	7	0-0	0.0-0	0-0	0	0	0	0
2016	1/1	6	4	10	1-0	0.0-0	0-0	0	0	1	0
Totals	27/1	15	11	26	2-1	0.0-0	0-0	3	0	1	0

CAREER HONORS

- » Brook Berringer Citizenship Team (2015, 2016)
- » Tom Osborne Citizenship Team (2015, 2016)

2016 SEASON NOTES

- » Had a career-high 10 tackles and his first career interception against Fresno State. Previous high in tackles was two in two games and he entered the game with 16 career tackles.

2016 GAME-BY-GAME

Opponent	Tackles		Sacks		FF-FR-Yds	Int-Yds	PBU	QBH
	UT-AT-TT	TFL-Yds	No-Yds	FF-FR-Yds				
Fresno State	6-4-10	1-0	0.0-0	0-0-0	1-8	0	0	
Wyoming								
Oregon								
at Northwestern								
Illinois								
at Indiana								
Purdue								
at Wisconsin								
at Ohio State								
Minnesota								
Maryland								
at Iowa								
Totals	6-4-10	1-0	0.0-0	0-0-0	1-8	0	0	

CAREER SINGLE-GAME HIGHS

- » Tackles - 10 vs. Fresno State (2016)
- » Tackles for Loss – 1, vs. Illinois (2014), vs. Fresno State (2016)
- » Pass Breakups – 0
- » Interceptions – 1 vs. Fresno State (2016)

2016 SINGLE-GAME HIGHS

- » Tackles - 10 vs. Fresno State
- » Tackles for Loss – 1 vs. Fresno State
- » Pass Breakups – 0
- » Interceptions – 1 vs. Fresno State

#34 **DREW BROWN • Jr. • PK**SOUTHLAKE, TEXAS
SOUTHLAKE CARROLL HS**CAREER STATS**

Year	G/S	PAT	FG	Pct.	TP	PPG	0-19	20-29	30-39	40-49	50+	Lg
2014	13/13	59/59	14/21	66.7	101	7.8	1-1	4-5	7-8	2-6	0-1	44
2015	13/13	45/47	21/27	77.8	107	8.2	0-0	6-7	2-3	12-14	1-3	50
2016	1/1	4/4	0/0	0.0	4	4.0	0-0	0-0	0-0	0-0	0-0	0
Totals	27/27	108-110	35/48	72.9	212	7.9	1-1	10-12	9-11	14-20	1-4	50

2016 GAME-BY-GAME

Opponent	XP-ATT	FG-ATT	Lg	Blk	Pts
Fresno State	4-4	0-0	0	0	4
Wyoming					
Oregon					
at Northwestern					
Illinois					
at Indiana					
Purdue					
at Wisconsin					
at Ohio State					
Minnesota					
Maryland					
at Iowa					
Totals	4-4	0-0	0	0	4

CAREER HONORS

- » Second-Team All-Big Ten (Media, AP, 2015)
- » Honorable-Mention All-Big Ten (Coaches, 2015)
- » Two-Time Nebraska Scholar-Athlete Honor Roll
- » Brook Berringer Citizenship Team (2015, 2016)
- » Tom Osborne Citizenship Team (2015, 2016)

CAREER SINGLE-GAME HIGHS


- » FGs – 5 vs. Southern Miss (2015)
- » Long FG – 50 vs. Southern Miss (2015)
- » PATs – 7 at Fresno State (2014)

2016 SINGLE-GAME HIGHS

- » FGs – 0
- » Long FG – 0
- » PATs – 4 vs. Fresno State

2016 SEASON NOTES

»

#34 **TERRELL NEWBY • Sr. • IB**LOS ANGELES, CALIF.
CHAMINADE HS**CAREER STATS**

Year	G/S	Att.	Gain	Loss	Net	Y/A	Y/G	Long	TDs
2013	13/0	54	302	4	298	5.5	24.8	23 at Purdue	2
2014	13/0	67	302	5	297	4.4	22.8	43 vs. Florida Atlantic	5
2015	13/8	147	786	21	765	5.2	58.8	69 at Minnesota	5
2016	1/1	11	56	0	56	5.1	56.0	12 vs. Fresno State	0
Totals	40/9	279	1,446	30	1,416	5.1	35.4	69 at Minnesota	12

CAREER HONORS

- » Big Ten Player of the Week (vs. South Alabama, 2015)
- » Brook Berringer Citizenship Team (2015)
- » Tom Osborne Citizenship Team (2015)

2016 SEASON NOTES

»

2016 GAME-BY-GAME

Opponent	----- Rushing -----				----- Receiving -----			
	No.	Yds	TD	Lg	No.	Yds	TD	Lg
Fresno State	11	56	0	12	0	0	0	0
Wyoming								
Oregon								
at Northwestern								
Illinois								
at Indiana								
Purdue								
at Wisconsin								
at Ohio State								
Minnesota								
Maryland								
at Iowa								
Totals	11	56	0	12	0	0	0	0

CAREER SINGLE-GAME HIGHS

- » Rushes – 28 vs. South Alabama (2015)
- » Rushing Yards – 198 vs. South Alabama (2015)
- » Rushing Touchdowns – 2, four times

2016 SINGLE-GAME HIGHS

- » Rushes – 11 vs. Fresno State
- » Rushing Yards – 56 vs. Fresno State
- » Rushing Touchdowns – 0



#35 CALEB LIGHTBOURN • Fr. • P

 WASHOUGAL, WASH.
CAMAS HS

CAREER STATS

Year	G/S	No.	Yds.	Avg.	Long	TB	I20	Blk.
2016	1/1	4	145	36.2	43	0	0	1
Totals	1/1	4	145	36.2	43	0	0	1

2016 GAME-BY-GAME

Opponent	No.	Yds	Avg	Lg	Blkd	TB	I20
Fresno State	4	145	36.2	43	1	0	0
Wyoming							
Oregon							
at Northwestern							
Illinois							
at Indiana							
Purdue							
at Wisconsin							
at Ohio State							
Minnesota							
Maryland							
at Iowa							
Totals	4	145	36.2	43	1	0	0

2016 SEASON NOTES

»

2016 SINGLE-GAME HIGHS

- » Long Punt – 43 vs. Fresno State
- » Single-Game Average – 36.2 vs. Fresno State
- » Punts Downed Inside Opponent 20 – 0



#41 LUKE McNITT • RFr. • FB

 KEARNEY, NEB.
NEBRASKA-KEARNEY/KEARNEY HS

CAREER STATS

Year	G/S	Att.	Gain	Loss	Net	Y/A	Y/G	Long	TDs
2014			Redshirt						
2015	5/0	0	0	0	0	0	0	0	0
2016	1/0	0	0	0	0	0	0	0	0
Totals	6/0	0	0	0	0	0	0	0	0

CAREER HONORS

- » Academic All-Big Ten (2015)


2016 SEASON NOTES

»

2016 SINGLE-GAME HIGHS

- » Rushes – 0
- » Rushing Yards – 0
- » Rushing Touchdowns – 0
- » Rushing Touchdowns – 0

- » Tackles – 2 vs. Fresno State



#44 MICK STOLTENBERG • So. • DL

 GRETNA, NEB.
GRETNA HS

CAREER STATS

(-----Tackles-----)										
Year	G/S	UT	AT	TT	TFL	Sacks	Fum. C-R	BK	PBU	QB Hry.
2014										
2015	9/0	2	0	2	1-6	1.0-6	0-1	0	0	0
2016	1/1	1	1	2	0-0	0.0-0	0-0	0	0	0
Totals	10/1	3	1	4	1-6	1.0-6	0-1	0	0	0

CAREER HONORS

- » Three-Time Nebraska Scholar-Athlete Honor Roll

2016 SEASON NOTES

»

CAREER SINGLE-GAME HIGHS


- » Tackles – 2 vs. Fresno State (2016)
- » Tackles for Loss – 1 vs. South Alabama (2015)
- » Sacks – 1 vs. South Alabama (2015)

2016 SINGLE-GAME HIGHS

- » Tackles – 2 vs. Fresno State
- » Tackles for Loss – 0
- » Sacks – 0

2016 GAME-BY-GAME

Opponent	--Tackles--		-Sacks-				
	UT-AT-TT	TFL-Yds	No-Yds	FF-FR-Yds	Int-Yds	PBU	QBH
Fresno State	1-1-2	0-0	0.0-0	0-0-0	0-0	0	0
Wyoming							
Oregon							
at Northwestern							
Illinois							
at Indiana							
Purdue							
at Wisconsin							
at Ohio State							
Minnesota							
Maryland							
at Iowa							
Totals	1-1-2	0-0	0.0-0	0-0-0	0-0	0	0



#49 CHRIS WEBER • Jr. • LB

ELKHORN, NEB.
ELKHORN HS

CAREER STATS

Year	G/S	Tackles					Fum.		PBU	INT	QB Hry.
		UT	AT	TT	TFL	Sacks	C-R	BK			
2013		Reshirt									
2014	13/0	3	3	6	0-0	0.0-0	0-0	0	0	0	0
2015	10/4	19	30	49	5-10	0.0-0	0-1	0	2	0	2
2016	1/0	1	2	3	0-0	0.0-0	0-0	0	0	0	0
Totals	24/4	23	35	58	5-10	0.0-0	0-1	0	2	0	2

CAREER HONORS

- » Big Ten Distinguished Scholar (2015)
- » CoSIDA Academic All-District VII (2015)
- » Academic All-Big Ten (2014, 2015)
- » Nebraska Walk-On of the Year (2015)
- » Six-Time Nebraska Scholar-Athlete Honor Roll
- » Brook Berringer Citizenship Team (2014, 2015, 2016)
- » Tom Osborne Citizenship Team (2014, 2015, 2016)

2016 GAME-BY-GAME

Opponent	Tackles		TFL-Yds	Sacks		FF-FR-Yds	Int-Yds	PBU	QBH
	UT	AT-TT		No-Yds					
Fresno State	1	2-3	0-0	0.0-0		0-0-0	0-0	0	0
Wyoming									
Oregon									
at Northwestern									
Illinois									
at Indiana									
Purdue									
at Wisconsin									
at Ohio State									
Minnesota									
Maryland									
at Iowa									
Totals	1	2-3	0-0	0.0-0		0-0-0	0-0	0	0

2016 SEASON NOTES

»

CAREER SINGLE-GAME HIGHS

- » Tackles - 17 at Illinois (2015)
- » Tackles for Loss - 3 at Illinois (2015)
- » Sacks - 0

2016 SINGLE-GAME HIGHS

- » Tackles - 3 vs. Fresno State
- » Tackles for Loss - 0
- » Sacks - 0



#52 JOSH BANDERAS • Sr. • LB

LINCOLN, NEB.
SOUTHWEST HS

CAREER STATS

Year	G/S	Tackles					Fum.		PBU	INT	QB Hry.
		UT	AT	TT	TFL	Sacks	C-R	BK			
2013	13/4	12	16	28	3-9	2.0-8	0-0	0	1	0	1
2014	12/6	19	31	50	2-5	0.0-0	0-0	0	0	0	1
2015	9/9	34	27	61	7-10	0.0-0	0-0	0	2	0	1
2016	1/1	1	1	2	0-0	0.0-0	0-0	0	0	0	0
Totals	35/20	66	75	141	12-24	2.0-8	0-0	0	3	0	3

CAREER HONORS

- » 2016 Team Captain
- » True Freshman All-American (247 Sports, 2013)
- » Honorable-Mention Big Ten All-Freshman Team (BTN, 2013)
- » Four-Time Nebraska Scholar-Athlete Honor Roll
- » Nebraska Student-Athlete HERO Leadership Award (2016)
- » Brook Berringer Citizenship Team (2014, 2016)
- » Tom Osborne Citizenship Team (2014, 2016)

2016 GAME-BY-GAME

Opponent	Tackles		TFL-Yds	Sacks		FF-FR-Yds	Int-Yds	PBU	QBH
	UT	AT-TT		No-Yds					
Fresno State	1	1-2	0-0	0.0-0		0-0-0	0-0	0	0
Wyoming									
Oregon									
at Northwestern									
Illinois									
at Indiana									
Purdue									
at Wisconsin									
at Ohio State									
Minnesota									
Maryland									
at Iowa									
Totals	1	1-2	0-0	0.0-0		0-0-0	0-0	0	0

2016 SEASON NOTES

»

CAREER SINGLE-GAME HIGHS

- » Tackles - 14 vs. USC (2014 Holiday Bowl)
- » Tackles for Loss - 2, three times
- » Sacks - 1.0, twice

2016 SINGLE-GAME HIGHS

- » Tackles - 2 vs. Fresno State
- » Tackles for Loss - 0
- » Sacks - 0



#55 KEVIN MAURICE • Sr. • DT

 ORLANDO, FLA.
FREEDOM HS

CAREER STATS

Year	G/S	Tackles-----					Fum.		QB		
		UT	AT	TT	TFL	Sacks	C-R	BK	PBU	INT	Hry.
2013	6/0	1	2	3	0-0	0.0-0	0-0	0	0	0	0
2014	10/0	2	6	8	1-5	0.5-5	0-0	0	0	0	1
2015	10/1	10	11	21	3-16	1.0-11	2-0	0	0	0	1
2016	1/1	0	2	2	0-0	0.0-0	0-0	0	0	0	0
Totals	27/2	13	21	34	4-21	1.5-16	2-0	0	0	0	2

CAREER HONORS

- » Nebraska Scholar-Athlete Honor Roll (Fall, 2013; Spring 2015)
- » Brook Berringer Citizenship Team (2014, 2015)
- » Tom Osborne Citizenship Team (2014, 2015)

2016 SEASON NOTES

» xxx

CAREER SINGLE-GAME HIGHS

- » Tackles - 8 at Illinois (2015)
- » Tackles for Loss - 1, four times
- » Sacks - 1 vs. South Alabama (2015)

2016 SINGLE-GAME HIGHS

- » Tackles - 2 vs. Fresno State
- » Tackles for Loss - 0
- » Sacks - 0

2016 GAME-BY-GAME

Opponent	--Tackles--		--Sacks--		FF-FR-Yds	Int-Yds	PBU	QBH
	UT	AT	No-Yds	TFL				
Fresno State	0	2	0	0	0-0	0-0	0	0
Wyoming								
Oregon								
at Northwestern								
Illinois								
at Indiana								
Purdue								
at Wisconsin								
at Ohio State								
Minnesota								
Maryland								
at Iowa								
Totals	0-2-2	0-0	0.0-0	0.0-0	0-0	0-0	0	0



#63 TANNER FARMER • So. • OG

 HIGHLAND, ILL.
HIGHLAND HS

CAREER STATS

- » Games Played - 1 (1 in 2016)
- » Games Started - 1 (1 in 2016)

CAREER HONORS

- » Brook Berringer Citizenship Team (2016)
- » Tom Osborne Citizenship Team (2016)

2016 SEASON NOTES

»



#66 DYLAN UTTER • Sr. • C

 PAPILLION, NEB.
PAPILLION-LA VISTA HS

CAREER STATS

- » Games Played - 20 (6 in 2014; 13 in 2015; 1 in 2016)
- » Games Started - 15 (1 in 2014; 13 in 2015; 1 in 2016)

CAREER HONORS

- » 2016 Team Captain
- » Academic All-Big Ten (2015)
- » Three-Time Nebraska Scholar-Athlete Honor Roll
- » Brook Berringer Citizenship Team (2016)
- » Tom Osborne Citizenship Team (2016)

2016 SEASON NOTES

»



#68 NICK GATES • So. • OT

 LAS VEGAS, NEV.
BISHOP GORMAN HS

CAREER STATS

- » Games Played - 11 (10 in 2015; 1 in 2016)
- » Games Started - 11 (10 in 2015; 1 in 2016)

CAREER HONORS

- » Big Ten All-Freshman Team (BTN.com, ESPN.com)
- » BTN All-Bowl Team (2015)
- » Nebraska Scholar-Athlete Honor Roll (Fall 2015)
- » Brook Berringer Citizenship Team (2016)
- » Tom Osborne Citizenship Team (2016)

2016 SEASON NOTES

»



#73 SAM HAHN • Sr. • OG

 DEWITT, NEB.
NORTH DAKOTA STATE/TRI-COUNTY HS

CAREER STATS

- » Games Played - 5 (1 in 2014; 3 in 2015; 1 in 2016)
- » Games Started - 1 (1 in 2016)

CAREER HONORS

- » Five-Time Nebraska Scholar-Athlete Honor Roll
- » Brook Berringer Citizenship Team (2016)
- » Tom Osborne Citizenship Team (2016)

2016 SEASON NOTES

»

#77 **DAVID KNEVEL • Sr. • OT**BRANTFORD, ONTARIO, CANADA
PAULINE JOHNSON COLLEGIATE**CAREER STATS**

- » Games Played - 14 (4 in 2014; 9 in 2015; 1 in 2016)
- » Games Started - 1 (1 in 2016)

CAREER HONORS

- » Nebraska Scholar-Athlete Honor Roll (Fall 2014; Spring 2016)
- » Brook Berringer Citizenship Team (2014, 2015, 2016)
- » Tom Osborne Citizenship Team (2014, 2015, 2016)

2016 SEASON NOTES

»

#82 **ALONZO MOORE • Sr. • WR**WINNFELD, LA.
WINNFELD SENIOR HS**CAREER STATS**

Year	G/S	No.	Yds.	Y/R	Y/G	Long	TDs
2012							
2013	10/2	6	75	12.5	7.5	19 vs. S. Dakota St.	0
2014	11/7	10	136	13.6	12.4	43 at Michigan State	0
2015	12/5	24	395	16.6	32.9	44 at Rutgers	6
2016	1/1	3	92	30.7	92.0	57 vs. Fresno State	1
Totals	34/15	43	698	16.2	20.5	57 vs. Fresno State	7

CAREER HONORS

- » Nebraska Scholar-Athlete Honor Roll (Fall, 2012)
- » Brook Berringer Citizenship Team (2016)
- » Tom Osborne Citizenship Team (2016)

2016 GAME-BY-GAME

Opponent	Rec.	Yds	TD	Lg
Fresno State	3	92	1	57
Wyoming				
Oregon				
at Northwestern				
Illinois				
at Indiana				
Purdue				
at Wisconsin				
at Ohio State				
Minnesota				
Maryland				
at Iowa				
Totals	3	92	1	57

CAREER SINGLE-GAME HIGHS

- » Receptions - 5 vs. South Alabama (2015)
- » Receiving Yards - 92 vs. Fresno State (2016)
- » Touchdowns - 1, seven times

2015 SINGLE-GAME HIGHS

- » Receptions - 3 vs. Fresno State
- » Receiving Yards - 92 vs. Fresno State
- » Touchdowns - 1 vs. Fresno State

2016 SEASON NOTES

» Had a 57-yard touchdown reception on the first play of the fourth quarter against Fresno State, marking the longest reception of his career, previous long was a 44-yard touchdown catch at Rutgers last season. Each of Moore's past four touchdown catches have covered at least 32 yards. Finished with a team-high three catches for a career-high 92 receiving yards. Also had a career-long 24-yard rush and had two carries for 34 yards.

#84 **SAM COTTON • Sr. • TE**LINCOLN, NEB.
SOUTHEAST HS**CAREER STATS**

Year	G/S	No.	Yds.	Y/R	Y/G	Long	TDs
2012							
2013	10/1	3	22	7.3	2.2	17 vs. Illinois	1
2014	13/4	3	41	13.7	3.2	23 vs. Rutgers	2
2015	13/7	3	35	11.7	2.9	13 vs. Southern Miss	0
2016	1/1	0	0	0.0	0.0	0	0
Totals	37/13	9	98	10.9	2.6	23 vs. Rutgers	3

CAREER HONORS

- » Academic All-Big Ten (2013, 2014, 2015)
- » Four-Time Nebraska Scholar-Athlete Honor Roll
- » Brook Berringer Citizenship Team (2014, 2016)
- » Tom Osborne Citizenship Team (2014, 2016)

2016 SEASON NOTES


»

CAREER SINGLE-GAME HIGHS

- » Receptions - 1, nine times
- » Receiving Yards - 23 vs. Rutgers (2014)
- » Touchdowns - 1, three times

2016 SINGLE-GAME HIGHS

- » Receptions - 0
- » Receiving Yards - 0
- » Touchdowns - 0



#87 BRANDON REILLY • Sr. • WR

 LINCOLN, NEB.
SOUTHWEST HS

CAREER STATS

Year	G/S	No.	Yds.	Y/R	Y/G	Long	TDs
2012							
2013	10/0	3	24	8.0	2.4	10 at Penn State	0
2014	7/1	6	85	14.2	12.1	35 at Iowa	0
2015	13/6	40	754	18.9	58.0	52 at Purdue	4
2016	0/0	0	0	0.0	0.0	0	0
Totals	30/7	49	863	17.6	28.8	52 at Purdue	4

CAREER HONORS

- » Academic All-Big Ten (2013, 2014, 2015)
- » Seven-Time Nebraska Scholar-Athlete Honor Roll

2016 GAME-BY-GAME

Opponent	Rec.	Yds	TD	Lg
Fresno State	--	Did Not Play	--	
Wyoming				
Oregon				
at Northwestern				
Illinois				
at Indiana				
Purdue				
at Wisconsin				
at Ohio State				
Minnesota				
Maryland				
at Iowa				
Totals				

CAREER SINGLE-GAME HIGHS


- » Receptions – 5, three times
- » Receiving Yards – 112 vs. Southern Miss (2015)
- » Touchdowns – 1, four times

2016 SINGLE-GAME HIGHS

- » Receptions – 0
- » Receiving Yards – 0
- » Touchdowns – 0

2016 SEASON NOTES

»



#88 ROSS DZURIS • Sr. • DE

 PLATTSMOUTH, NEB.
PLATTSMOUTH HS

CAREER STATS

Year	G/S	(-----Tackles-----)	Fum.	QB
		UT AT TT TFL Sacks C-R BK PBU INT Hry.		
2012				
2013				
2014				
2015	13/4	14 10 24	9-19 2.5-10	0-0 0 0 0 5
2016	1/1	3 1 4	3-6 2.0-4	0-0 0 0 0 0
Totals	14/5	17 11 28	12-25 4.5-14	0-0 0 0 0 5

CAREER HONORS

- » Nebraska Most Improved Player (2015)
- » Three-Time Nebraska Scholar-Athlete Honor Roll

2016 SEASON NOTES

- » Career-high two sacks and a career-high three TFLs against Fresno State, Had 2.5 sacks as a junior in 2015.

CAREER SINGLE-GAME HIGHS

- » Tackles - 5 at Purdue (2015)
- » Tackles for Loss – 3 vs. Fresno State (2016)
- » Sacks – 2.0 vs. Fresno State (2016)

2016 SINGLE-GAME HIGHS

- » Tackles - 4 vs. Fresno State
- » Tackles for Loss – 3 vs. Fresno State
- » Sacks – 2.0 vs. Fresno State

2016 GAME-BY-GAME

Opponent	--Tackles--	-Sacks-	FF-FR-Yds	Int-Yds	PBU	QBH
	UT-AT-TT	TFL-Yds	No-Yds			
Fresno State	3-1-4	3-6	2.0-4	0-0-0	0-0	0 0
Wyoming						
Oregon						
at Northwestern						
Illinois						
at Indiana						
Purdue						
at Wisconsin						
at Ohio State						
Minnesota						
Maryland						
at Iowa						
Totals	3-1-4	3-6	2.0-4	0-0-0	0-0	0 0



#91 FREEDOM AKINMOLADUN • So. • DE

 GRANDVIEW, MO.
GRANDVIEW HS

CAREER STATS

Year	G/S	(-----Tackles-----)	Fum.	QB
		UT AT TT TFL Sacks C-R BK PBU INT Hry.		
2014				
2015	11/4	11 10 21	7-45 4.5-36	0-0 0 0 0 4
2016	1/1	0 1 1	0-0 0.0-0	0-0 0 0 0 0
Totals	12/5	11 11 22	7-45 4.5-36	0-0 0 0 0 4

CAREER HONORS

- » Academic All-Big Ten (2015)
- » Big Ten All-Freshman Team (BTN.com, ESPN.com)
- » Two-Time Nebraska Scholar-Athlete Honor Roll
- » Nebraska Student-Athlete HERO Leadership Award (2015, 2016)
- » Brook Berringer Citizenship Team (2015, 2016)
- » Tom Osborne Citizenship Team (2015, 2016)

2016 GAME-BY-GAME

Opponent	--Tackles--	-Sacks-	FF-FR-Yds	Int-Yds	PBU	QBH
	UT-AT-TT	TFL-Yds	No-Yds			
Fresno State	0-1-1	0-0	0.0-0	0-0-0	0-0	0 0
Wyoming						
Oregon						
at Northwestern						
Illinois						
at Indiana						
Purdue						
at Wisconsin						
at Ohio State						
Minnesota						
Maryland						
at Iowa						
Totals	0-1-1	0-0	0.0-0	0-0-0	0-0	0 0

2016 SEASON NOTES

»

CAREER SINGLE-GAME HIGHS

- » Tackles - 6 at Miami
- » Tackles for Loss – 2 vs. South Alabama (2015), vs. Southern Miss (2015)
- » Sacks – 2.0 vs. Southern Miss (2015)

2016 SINGLE-GAME HIGHS

- » Tackles - 1 vs. Fresno State
- » Tackles for Loss – 0
- » Sacks – 0

2016 Nebraska Schedule and Results

DATE	OPPONENT	RESULT	SCORE	RECORD	CONFERENCE	TIME	ATTEND
Sept. 3	Fresno State	W	43-10	1-0	0-0	3:26	90,013
* Big Ten conference game							

Team Statistics

TEAM STATISTICS	NU	OPP
SCORING	43	10
Points Per Game	43.0	10.0
Points Off Turnovers	7	0
FIRST DOWNS	20	17
Rushing	15	2
Passing	4	12
Penalty	1	3
RUSHING YARDAGE	292	31
Yards gained rushing	301	59
Yards lost rushing	9	28
Rushing Attempts	51	26
Average Per Rush	5.7	1.2
Average Per Game	292.0	31.0
TDs Rushing	5	0
PASSING YARDAGE	114	243
Comp-Att-Int	6-13-0	24-43-2
Average Per Pass	8.8	5.7
Average Per Catch	19.0	10.1
Average Per Game	114.0	243.0
TDs Passing	1	1
TOTAL OFFENSE	406	274
Total Plays	64	69
Average Per Play	6.3	4.0
Average Per Game	406.0	274.0
KICK RETURNS: #-Yards	1-32	5-102
PUNT RETURNS: #-Yards	0-0	2-17
INT RETURNS: #-Yards	2-8	0-0
KICK RETURN AVERAGE	32.0	20.4
PUNT RETURN AVERAGE	0.0	8.5
INT RETURN AVERAGE	4.0	0.0
FUMBLES-LOST	1-0	0-0
PENALTIES-Yards	7-80	6-29
Average Per Game	80.0	29.0
PUNTS-Yards	5-145	6-210
Average Per Punt	29.0	35.0
Net punt average	25.6	31.7
KICKOFFS-Yards	7-444	2-130
Average Per Kick	63.4	65.0
Net kick average	41.7	36.5
TIME OF POSSESSION/Game	31:53	28:07
3RD-DOWN Conversions	5/11	5/15
3rd-Down Pct	45%	33%
4TH-DOWN Conversions	1/1	1/2
4th-Down Pct	100%	50%
SACKS BY-Yards	4-21	0-0
MISC YARDS	0	0
TOUCHDOWNS SCORED	6	1
FIELD GOALS-ATTEMPTS	0-0	1-2
ON-SIDE KICKS	0-0	0-0
RED-ZONE SCORES	(5-5) 100%	(2-4) 50%
RED-ZONE TOUCHDOWNS	(5-5) 100%	(1-4) 25%
PAT-ATTEMPTS	(5-5) 100%	(1-1) 100%
ATTENDANCE	90013	0
Games/Avg Per Game	1/90013	0/0
Neutral Site Games		0/0

SCORE BY QUARTERS	1ST	2ND	3RD	4TH	OT	TOTAL
Nebraska	7	7	7	22		43
Opponents	0	10	0	0		10

2016 Nebraska Individual Statistics

RUSHING	GP-GS	ATT	GAIN	LOSS	NET	AVG	TD	LONG	AVG/G
Ozigbo, Devine	1-0	17	103	0	103	6.1	2	17	103.0
Newby, Terrell	1-1	11	56	0	56	5.1	0	12	56.0
Armstrong Jr., Tommy	1-1	11	42	0	42	3.8	2	9	42.0
Bryant, Tre	1-0	5	36	0	36	7.2	1	13	36.0
Moore, Alonzo	1-1	2	34	0	34	17.0	0	24	34.0
Wilbon, Mikale	1-0	1	16	0	16	16.0	0	16	16.0
Westerkamp, Jordan	1-0	1	9	0	9	9.0	0	9	9.0
Fyfe, Ryker	1-0	1	5	0	5	5.0	0	5	5.0
TEAM	1-0	1	0	2	-2	-2.0	0	0	-2.0
Pierson-El, De'Morney	1-0	1	0	7	-7	-7.0	0	0	-7.0
Total	1	51	301	9	292	5.7	5	24	292.0
Opponents	1	26	59	28	31	1.2	0	19	31.0

PASSING	G-S	EFFIC	CMP-ATT-INT	PCT	YDS	TD	LNG	AVG/G
Armstrong Jr., Tommy	1-1	173.72	5-10-0	50.0	108	1	57	108.0
Fyfe, Ryker	1-0	50.13	1-3-0	33.3	6	0	6	6.0
Total	1	145.20	6-13-0	46.2	114	1	57	114.0
Opponents	1	101.66	24-43-2	55.8	243	1	32	243.0

RECEIVING	G-GS	NO.	YDS	AVG	TD	LONG	AVG/G
Moore, Alonzo	1-1	3	92	30.7	1	57	92.0
Morgan Jr., Stanley	1-1	1	11	11.0	0	11	11.0
Westerkamp, Jordan	1-0	1	6	6.0	0	6	6.0
Ozigbo, Devine	1-0	1	5	5.0	0	5	5.0
Total	1	6	114	19.0	1	57	114.0
Opponents	1	24	243	10.1	1	32	243.0

PUNT RETURNS	NO.	YDS	AVG	TD	LONG
None					
Total	0	0	0.0	0	0
Opponents	2	17	8.5	0	15

INTERCEPTIONS	NO.	YDS	AVG	TD	LONG
Jones, Chris	1	0	0.0	0	0
Williams, Kieron	1	8	8.0	0	8
Total	2	8	4.0	0	8
Opponents	0	0	0.0	0	0

KICK RETURNS	NO.	YDS	AVG	TD	LONG
Bryant, Tre	1	32	32.0	0	32
Total	1	32	32.0	0	32
Opponents	5	102	20.4	0	32

FUMBLE RETURNS	NO.	YDS	AVG	TD	LONG
None					
Total	0	0	0.0	0	0
Opponents	0	0	0.0	0	0

FIELD GOALS	FGM-FGA	PCT	01-19	20-29	30-39	40-49	50-99	LG	BLK
None									
Totals	0-0	0.0	0-0	0-0	0-0	0-0	0-0	0	0
Opponents	1-2	50.6	0-0	1-1	0-1	0-0	0-0	32	0

FG SEQUENCE	NEBRASKA	OPPONENTS
Fresno State	-	32,(26)

Numbers in parentheses indicate field goal was made.

PUNTING	NO.	YDS	AVG	LONG	TB	FC	I20	50+	BLKD
Lighbourn, Caleb	4	145	36.2	43	0	2	0	0	0
TEAM	1	0	0.0	0	0	0	0	0	1
Total	5	145	29.0	43	0	2	0	0	1
Opponents	6	210	35.0	48	1	1	1	0	0

KICKOFFS	NO.	YDS	AVG	TB	OB	RETN	NET	YDLN
Brown, Drew	6	379	63.2	1	0			
Lindsay, Spencer	1	65	65.0	1	0			
Total	7	444	63.4	2	0	102	41.7	23
Opponents	2	130	65.0	1	0	32	36.5	28



SCORING	TD	FGS	----- PATS -----			PASS	DXP	SAF	PTS
			KICK	RUSH	RCV				
Ozigbo, Devine	2	0-0	0-0	0-0	0	0-0	0	0	12
Armstrong Jr., Tommy	2	0-0	0-0	0-0	0	0-0	0	0	12
Moore, Alonzo	1	0-0	0-0	0-0	0	0-0	0	0	6
Bryant, Tre	1	0-0	0-0	0-0	0	0-0	0	0	6
Brown, Drew	0	0-0	4-4	0-0	0	0-0	0	0	4
Darlington, Zack	0	0-0	0-0	1-1	0	0-0	0	0	2
Lindsay, Spencer	0	0-0	1-1	0-0	0	0-0	0	0	1
Total	6	0-0	5-5	1-1	0	0-0	0	0	43
Opponents	1	1-2	1-1	0-0	0	0-0	0	0	10

ALL PURPOSE	G	RUSH	REC	PR	KOR	IR	TOT	AVG/G
Moore, Alonzo	1	34	92	0	0	0	126	126.0
Ozigbo, Devine	1	103	5	0	0	0	108	108.0
Bryant, Tre	1	36	0	0	32	0	68	68.0
Newby, Terrell	1	56	0	0	0	0	56	56.0
Armstrong Jr., Tommy	1	42	0	0	0	0	42	42.0
Wilbon, Mikale	1	16	0	0	0	0	16	16.0
Westerkamp, Jordan	1	9	6	0	0	0	15	15.0
Morgan Jr., Stanley	1	0	11	0	0	0	11	11.0
Williams, Kieron	1	0	0	0	0	8	8	8.0
Fyfe, Ryker	1	5	0	0	0	0	5	5.0
TEAM	1	-2	0	0	0	0	-2	-2.0
Pierson-El, De'Mornay	1	-7	0	0	0	0	-7	-7.0
Total	1	292	114	0	32	8	446	446.0
Opponents	1	31	243	17	102	0	393	393.0

TOTAL OFFENSE	G	PLAYS	RUSH	PASS	TOTAL	AVG/G
Armstrong Jr., Tommy	1	21	42	108	150	150.0
Ozigbo, Devine	1	17	103	0	103	103.0
Newby, Terrell	1	11	56	0	56	56.0
Bryant, Tre	1	5	36	0	36	36.0
Moore, Alonzo	1	2	34	0	34	34.0
Wilbon, Mikale	1	1	16	0	16	16.0
Fyfe, Ryker	1	4	5	6	11	11.0
Westerkamp, Jordan	1	1	9	0	9	9.0
TEAM	1	1	-2	0	-2	-2.0
Pierson-El, De'Mornay	1	1	-7	0	-7	-7.0
Total	1	64	292	114	406	406.0
Opponents	1	69	31	243	274	274.0



Defensive Statistics

		-----TACKLES-----					-SACKS-		---PASS DEF---			---FUMBLES---		BLKD	
NAME	GP-GS	SOLO	AST	TOTAL	TFL-YDS		NO-YARDS		INT-YDS	BRUP	QBH	RCV-YDS	FF	KICK	SAF
26 Williams, Kieron	1-1	6	4	10	1-0	.	.		1-8
10 Kalu, Joshua	1-1	6	1	7	1-6		1-0-6		.	1	2
5 Young II, Dedrick	1-1	5	1	6	1
1 Jackson, Lamar	1-0	5	1	6	2-14		1-0-11	
24 Williams, Aaron	1-1	3	2	5	1-1	.	.		.	1
88 Dzuris, Ross	1-1	3	1	4	3-6		2-0-4	
49 Weber, Chris	1-0	1	2	3
3 Newby, Marcus	1-1	1	2	3	1
55 Maurice, Kevin	1-1	.	2	2
41 McNitt, Luke	1-0	2	.	2
52 Banderas, Josh	1-1	1	1	2
44 Stoltenberg, Mick	1-1	1	1	2
22 Davis, Alex	1-0	.	1	1
91 Akinmoladun, Freedom	1-1	.	1	1
8 Jones, Chris	1-1	1	.	1	.	.	.		1-0	1
45 Natter, A.J.	1-0	1	.	1
96 Davis, Carlos	1-0	.	1	1
73 Hahn, Sam	1-1	1	.	1
7 Barry, Mohamed	1-0	.	1	1
13 Domann, JoJo	1-0	1	.	1
29 Nabity, Graham	1-0	1	.	1
94 Davis, Khalil	1-0	.	1	1
39 Nelson, Jordan	1-0	.	1	1
17 King, Sedrick	1-0	.	1	1	1
15 Rose-Ivey, Michael	1-0	.	1	1
Total	1-0	39	26	65	7-27		4-21		2-8	3	5
Opponents	1-0	-	-	-	1-7		0-0		.	2	.	.	.	1	.
SPECIAL TEAMS TACKLES	S-A/TOT	FS	WYO	ORE	NW	ILL	IND	PUR	WIS	OSU	MINN	MD	IOWA	B1Gx	
Domann, JoJo	1-0/1	1-0/1													
Nabity, Graham	1-0/1	1-0/1													
Hahn, Sam	1-0/1	1-0/1													
Williams, Kieron	1-0/1	1-0/1													
McNitt, Luke	2-0/2	2-0/2													
Barry, Mohamad	0-1/1	1-0/1													
Nelson, Jordan	0-1/1	0-1/1													



Individual Game By Game

RUSHING	NO-YDS/TD	FS	WYO	ORE	NW	ILL	IND	PUR	WIS	OSU	MINN	MD	IOWA	B1G
Ozigbo, Devine RB	17-103/2	17-103/2												
Newby, Terrell RB	11-56/0	11-56/0												
Armstrong Jr., Tommy QB	11-42/2	11-42/2												
Bryant, Tre RB	5-36/1	5-36/1												
Moore, Alonzo WR	2-34/0	2-34/0												
Wilbon, Mikale RB	1-16/0	1-16/0												
Westerkamp, Jordan WR	1-9/0	1-9/0												
Fyfe, Ryker QB	1-5/0	1-5/0												
TEAM	1--2/0	1--2/0												
Pierson-EJ, De'Mornay WR	1--7/0	1--7/0												

RECEIVING	NO-YDS/TD	FS	WYO	ORE	NW	ILL	IND	PUR	WIS	OSU	MINN	MD	IOWA	B1G
Moore, Alonzo WR	3-92/1	3-92/1												
Morgan Jr., Stanley WR	1-11/0	1-11/0												
Westerkamp, Jordan WR	1-6/0	1-6/0												
Ozigbo, Devine RB	1-5/0	1-5/0												

PASSING										
Tommy Armstrong Jr.	Att	Comp	Int	Pct	Yards	TD	Long	Sack	Yds	Effic
Fresno State	10	5	0	50.0	108	1	57	0	0	173.7
TOTALS	10	5	0	50.0	108	1	57	0	0	173.7

Fyfe, Ryker	Att	Comp	Int	Pct	Yards	TD	Long	Sack	Yds	Effic
Fresno State	3	1	0	33.3	6	0	6	0	0	50.1
TOTALS	3	1	0	33.3	6	0	6	0	0	50.1

PUNT RETURNS	NO-YDS	FS	WYO	ORE	NW	ILL	IND	PUR	WIS	OSU	MINN	MD	IOWA	B1G
None														

KICK RETURNS	NO-YDS	FS	WYO	ORE	NW	ILL	IND	PUR	WIS	OSU	MINN	MD	IOWA	B1G
Bryant, Tre	1-32	1-32												

Defense Game By Game

TOTAL TACKLES	UA-A	TOT	FS	WYO	ORE	NW	ILL	IND	PUR	WIS	OSU	MINN	MD	IOWA	B1G
Williams, Kieron DB	6-4	10	6-4												
Kalu, Joshua DB	6-1	7	6-1												
Young II, Dedrick LB	5-1	6	5-1												
Jackson, Lamar DB	5-1	6	5-1												
Williams, Aaron DB	3-2	5	3-2												
Dzuris, Ross DE	3-1	4	3-1												
Newby, Marcus LB	1-2	3	1-2												
Weber, Chris LB	1-2	3	1-2												
McNitt, Luke FB	2-0	2	2-0												
Maurice, Kevin DT	0-2	2	0-2												
Banderas, Josh LB	1-1	2	1-1												
Stoltenberg, Mick DT	1-1	2	1-1												
Rose-Ivey, Michael LB	0-1	1	0-1												
Hahn, Sam OL	1-0	1	1-0												
Nabity, Graham FB	1-0	1	1-0												
Akinmoladun, Freedom DE	0-1	1	0-1												
Domann, JoJo DB	1-0	1	1-0												
Natter, A.J. DE	1-0	1	1-0												
Davis, Carlos DT	0-1	1	0-1												
Jones, Chris DB	1-0	1	1-0												
Davis, Alex DE	0-1	1	0-1												
King, Sedrick DE	0-1	1	0-1												
Nelson, Jordan FB	0-1	1	0-1												
Barry, Mohamed LB	0-1	1	0-1												
Davis, Khalil DT	0-1	1	0-1												



Defense Game By Game

TACKLES FOR LOSS	UA-A	TOT	FS	WYO	ORE	NW	ILL	IND	PUR	WIS	OSU	MINN	MD	IOWA	B1G
Dzuris, Ross DE	3-0	3.0	3.0-6												
Jackson, Lamar DB	2-0	2.0	2.0-14												
Kalu, Joshua DB	1-0	1.0	1.0-6												
Williams, Kieron DB	0-1	0.5	0.5-0												
Williams, Aaron DB	0-1	0.5	0.5-1												

SACKS	UA-A	TOT	FS	WYO	ORE	NW	ILL	IND	PUR	WIS	OSU	MINN	MD	IOWA	B1G
Dzuris, Ross DE	2-0	2.0	2.0-4												
Jackson, Lamar DB	1-0	1.0	1.0-11												
Kalu, Joshua DB	1-0	1.0	1.0-6												

INT RETURNS	NO-YDS	FS	WYO	ORE	NW	ILL	IND	PUR	WIS	OSU	MINN	MD	IOWA	B1G
Jones, Chris	1-0	1-0												
Williams, Kieron	1-8	1-8												

FUMBLES RECOVERED	NO	FS	WYO	ORE	NW	ILL	IND	PUR	WIS	OSU	MINN	MD	IOWA	B1G
None														

FORCED FUMBLES	NO	FS	WYO	ORE	NW	ILL	IND	PUR	WIS	OSU	MINN	MD	IOWA	B1G
None														

FUMBLE RETURNS	NO-YDS	FS	WYO	ORE	NW	ILL	IND	PUR	WIS	OSU	MINN	MD	IOWA	B1G
None														

Nebraska Team Game By Game

		---RUSHING---				--RECEIVING--				-----PASSING-----				--KICK RET--				--PUNT RET--				TOTAL		
DATE	OPPONENT	NO.	YDS	TD	LG	NO.	YDS	TD	LG	CMP	ATT	INT	YDS	TD	LG	NO	YDS	TD	LG	NO	YDS	TD	LG	OFF.
Sept. 3, 2016	Fresno State	51	292	5	24	6	114	1	57	6-13-0			114	1	57	1	32	0	32	0	0	0	0	406
	Totals	51	292	5	24	6	114	1	57	6-13-0			114	1	57	1	32	0	32	0	0	0	0	406
	Opponent	26	31	0	19	24	243	1	32	24-43-2			243	1	32	5	102	0	32	2	17	0	15	274

DATE	OPPONENT	-----TACKLES-----				--SACKS--		--FUMBLE--		INT-YDS	QBH	BRK	PASS	BLKD	--KICKS-----XPTS--				SAF	PTS
		SOLO	AST	TOTAL	TFL-YDS	NO-YDS	FF	FR-YDS							ATT-MAD	RUN	RCV			
Sept. 3, 2016	Fresno State	39	26	65	7.0-27	4.0-21	0	0-0		2-8	5	3	0	0	5-5	1	0	0	0	43
	Totals	39	26	65	7.0-27	4.0-21	0	0-0		2-8	5	3	0	0	5-5	1	0	0	0	43
	Opponent	29	42	71	1.0-7	0.0-0	0	0-0		0-0	0	2	1	1	1-1	0	0	0	0	10

		-----PUNTING-----								--FIELD GOALS--			-----KICKOFFS-----					
DATE	OPPONENT	NO	YDS	AVG	LONG	BLKD	TB	FC	50+	I20	ATT-MADE	LG	BLKD	NO	YDS	AVG	TB	OB
Sept. 3, 2016	Fresno State	5	145	29.0	43	1	0	2	0	0	0-0	0	0	7	444	63.4	2	0
	Totals	5	145	29.0	43	1	0	2	0	0	0-0	0	0	7	444	63.4	2	0
	Opponent	6	210	35.0	48	0	1	1	0	1	2-1	26	0	2	130	65.0	1	0

Opponent Team Game By Game

DATE	OPPONENT	--RUSHING--				--RECEIVING--				-----PASSING-----				--KICK RET--				--PUNT RET--				TOTAL		
		NO	YDS	TD	LG	NO.	YDS	TD	LG	CMP	ATT	INT	YDS	TD	LG	NO	YDS	TD	LG	NO	YDS	TD	LG	OFF.
Sept. 3, 2016	Fresno State	26	31	0	19	24	243	1	32	24-43-2			243	1	32	5	102	0	32	2	17	0	15	274
	Opponent totals	26	31	0	19	24	243	1	32	24-43-2			243	1	32	5	102	0	32	2	17	0	15	274
	Nebraska	51	292	5	24	6	114	1	57	6-13-0			114	1	57	1	32	0	32	0	0	0	0	406

DATE	OPPONENT	-----TACKLES-----				--SACKS--		--FUMBLE--		INT-YDS	QBH	BRK	PASS	BLKD	--KICKS-----XPTS--				SAF	PTS
		SOLO	AST	TOTAL	TFL-YDS	NO-YDS	FF	FR-YDS							ATT-MAD	RUN	RCV			
Sept. 3, 2016	Fresno State	29	42	71	1.0-7	0.0-0	0	0-0		0-0	0	2	1	1	1-1	0	0	0	0	10
	Opponent totals	29	42	71	1.0-7	0.0-0	0	0-0		0-0	0	2	1	1	1-1	0	0	0	0	10
	Nebraska	39	26	65	7.0-27	4.0-21	0	0-0		2-8	5	3	0	0	5-5	1	0	0	0	43

DATE	OPPONENT	-----PUNTING-----									--FIELD GOALS--			----KICKOFFS-----				
		NO	YDS	AVG	LONG	BLKD	TB	FC	50+	I20	ATT-MADE	LG	BLKD	NO	YDS	AVG	TB	OB
Sept. 3, 2016	Fresno State	6	210	35.0	48	0	1	1	0	1	2-1	26	0	2	130	65.0	1	0
	Opponent totals	6	210	35.0	48	0	1	1	0	1	2-1	26	0	2	130	65.0	1	0
	Nebraska	5	145	29.0	43	1	0	2	0	0	0-0	0	0	7	444	63.4	2	0

[illegible][illegible]

LONG SEASON PLAYS (20 OR MORE YARDS)

	Husker Long Plays				Opponent Long Plays			
	Rush	Pass	Ret.	Total	Rush	Pass	Ret.	Total
Fresno State	1	2	1	4	0	2	3	5
Totals	1	2	1	4	0	2	3	5

OPPONENT LONG PLAYS (5; 0 RUNS; 2 PASSES; 3 RETURNS)

Yards	Opponent	Play	Result
32	Fresno State	Pass (Kline-Peck)	1st-10
32	Fresno State	KOR (Potts)	1st-10
25	Fresno State	Pass (Kline-Peck)	1st-10
23	Fresno State	KOR (Johnson)	1st-10
20	Fresno State	KOR (Johnson)	1st-10

DRIVE SUPERLATIVES

	Nebraska	Opponent
Most Yards (Result)	80 vs. Fresno State (TD)	71 vs. Fresno State (INT)
Most Plays (Result)	13 vs. Fresno State (TD)	13 vs. Fresno State (Missed FG)
Most Time (Result)	6:25 vs. Fresno State (TD)	5:45 vs. Fresno State (Missed FG)

NEBRASKA LONG PLAYS (4; 1 RUNS; 2 PASSES; 1 RETURNS)

Yards	Opponent	Play	Result
57	Fresno State	Pass (Armstrong-Moore)	Touchdown
32	Fresno State	KOR (Bryant)	1st-10
24	Fresno State	Run (Moore)	1st-10
23	Fresno State	Pass (Armstrong-Moore)	1st-10



GAME-OPENING DRIVES

Opponent	[----- Nebraska -----]			[----- Opponent -----]		
	Pts.	1st Dwn	Yds	Pts.	1st Dwn	Yds
Fresno State	0	0	7	0	3	46

SECOND HALF-OPENING DRIVES

Opponent	[----- Nebraska -----]			[----- Opponent -----]		
	Pts.	1st Dwn	Yds	Pts.	1st Dwn	Yds
Fresno State	7	3	57	0	0	1

SCORING DRIVES

Game	Scoring	[---Time---]		[--Plays--]		5 or less	1 or 0
	Drives	Total	Avg.	Total	Avg.		
Fresno State	6	21:11	3:31	46	7.67	2	0
Totals	6	21:11	3:31	46	7.67	2	0
Opponents	2	6:07	3:03	17	8.50	0	0

NEBRASKA SCORING DRIVES

Opponent	[----Drive-----]					
	Plays	Yds	Time	Score	Qtr./Time	Play
Fresno State	13	80	6:25	7-0	1st/0:43	Ozigbo 1-yd. run
Fresno State	4	38	1:27	14-0	2nd/12:34	Ozigbo 6-yd. run
Fresno State	9	58	4:03	21-10	3rd/9:59	Armstrong 9-yd. run
Fresno State	2	62	14:51	28-10	4th/14:51	Moore 57-yd. pass from Armstrong
Fresno State	8	63	4:17	36-10	4th/9:50	Armstrong 4-yd. run
Fresno State	10	67	4:03	43-10	4th/4:20	Bryant 3-yd. run

OPPONENT SCORING DRIVES

Opponent	[----Drive-----]			Score	Qtr./Time	Play
	Plays	Yds	Time			
Fresno State	7	32	2:37	7-14	2nd/5:38	Peck 7-yd. pass from Virgil
Fresno State	10	68	3:39	10-14	2nd/0:00	Kroening 26 yd. FG

NEBRASKA POINTS OFF TURNOVERS

Game	TOs Gained	TDs	FG-FGA	Pts.	(NU Fumbles/Lost, 0 INT)
Fresno State	2 (0/0 F/L, 2 INT)	1	0-0	7	0 (1/0 F/L, 0 INT)

Nebraska	2 (0/0 F/L, 2 INT)	1	0-0	7	0 (1/0 F/L, 0 INT)
Opponent	0 (1/0 F/L, 0 INT)	0	0-0	0	2 (0/0 F/L, 2 INT)

STARTING FIELD POSITION*

	NU Avg. Start <small>(yards/drives/in 20/past 50)</small>	Opp. Avg. Start <small>(yards/drives/in 20/past 50)</small>	NU diff.
Fresno State	31.3 (376/12/1/1)	34.3 (412/12/1/3)	-3.0

Totals	31.3 (376/12/1/1)	34.3 (412/12/1/3)	-3.0
<small>*does not include drives with time of 0:00 (ie, defensive and special teams touchdowns, end of half turnovers, overtime, etc.)</small>			

PENALTY NUMBERS	NU Pen.-Yds.	Opp. Pen.-Yds
Fresno State	7-80	6-29

Totals (Avg/Penalty)	7-80 (11.4)	6-29 (4.8)
Avg/Game	7.0-80.0	6.0-29.0

Individual Career/Season Superlatives

SEASON AND CAREER, MOST PASSING YARDS

Player	2016	Career
Tommy Armstrong Jr.	108 vs. Fresno State	381 vs. USC, 2014
Ryker Fyfe	6 vs. Fresno State	407 at Purdue, 2015
De'Mornay Pierson-El		16 at Northwestern, 2014

*Indicates touchdown pass

SEASON AND CAREER, MOST RECEIVING YARDS

Player	2016	Career
Tommy Armstrong Jr.		16 at Northwestern, 2014
Christian Bailey		10 at Fresno State, 2014
Cethan Carter		76 vs. Iowa, 2015
Sam Cotton		23 at Fresno State, 2014
Trey Foster		9 at Purdue, 2013; vs. BYU, 2015
Luke McNitt		6 vs. S. Alabama, 2015
Alonzo Moore	92 vs. Fresno State	Same
Stanley Morgan Jr.	11 vs. Fresno State	78 at Miami, 2015
Terrell Newby		38 vs. S. Alabama, 2015
Devine Ozigbo	5 vs. Fresno State	42 at Purdue, 2015
De'Mornay Pierson-El		134 vs. USC, 2014
Brandon Reilly		112 vs. Southern Miss, 2015
Jordan Westerkamp	6 vs. Fresno State	158 at Michigan State, 2014
Mikale Wilbon		28 vs. BYU, 2015

*Indicates touchdown scored

SEASON AND CAREER, LONGEST PASS

2016	Career
57* vs. Fresno State (Moore)	99* vs. Georgia, 2013 (Enunwa)
6 vs. Fresno State (Westerkamp)	52 at Purdue (Reilly)
	16* at Northwestern (Armstrong)

SEASON AND CAREER, LONGEST CATCH

2016	Career
	16* at Northwestern, 2014 (Pierson-El)
	10* at Fresno State, 2014 (Fyfe)
	55 at Illinois, 2015 (Armstrong)
	23* at Fresno State, 2014 (Armstrong)
	9 at Purdue, '13 (Kellogg); 9* vs. BYU, '15 (Armstrong)
	6 vs. S. Alabama, 2015(Fyfe)
57* vs. Fresno State (Armstrong)	Same
11 vs. Fresno State (Armstrong)	33 at Miami, 2015 (Armstrong)
	30 vs. S. Alabama, 2015 (Armstrong)
5 vs. Fresno State (Armstrong)	30 at Purdue, 2015 (Fyfe)
	46 at Northwestern, 2014 (Armstrong)
	52 at Purdue, 2015 (Fyfe)
6 vs. Fresno State (Fyfe)	70* at Fresno State, 2014 (Armstrong)
	14 vs. BYU, 2015 (Armstrong)

SEASON AND CAREER, MOST RUSHING YARDS

Player	2016	Career
Tommy Armstrong Jr.	42 vs. Fresno State	131 vs. McNeese State, 2014
Tre Bryant	36 vs. Fresno State	Same
Cethan Carter		32* at Rutgers
Ryker Fyfe	5 vs. Fresno State	29 vs. Florida Atlantic, 2014
Alonzo Moore	34 vs. Fresno State	Same
Graham Nabity		14 vs. South Dakota State, 2013
Jordan Nelson		35 vs. Illinois, 2014
Terrell Newby	56 vs. Fresno State	198 vs. S. Alabama, 2015
Devine Ozigbo	103 vs. Fresno State	Same
De'Mornay Pierson-El	-7 vs. Fresno State	10 at Iowa, 2014
Brandon Reilly		20 at Purdue, 2015
Jordan Westerkamp	9 vs. Fresno State	Same
Mikale Wilbon	16 vs. Fresno State	21 vs. S. Alabama

*Indicates touchdown scored

SEASON AND CAREER, LONGEST RUN

2016	Career
9 vs. Fresno State	42 vs. McNeese State, 2014
13 vs. Fresno State	Same
	32* at Rutgers, 2015
5 vs. Fresno State	15 vs. Florida Atlantic, 2014
24 vs. Fresno State	Same
	6 vs. Southern Miss; vs. SDSU, 2013
	18 vs. Illinois, 2014
12 vs. Fresno State	69* at Minnesota, 2015
17 vs. Fresno State	31 at Illinois, 2015
-7 vs. Fresno State	6 at Iowa, 2014
	20 at Purdue, 2015
9 vs. Fresno State	Same
16 vs. Fresno State	19 vs. S. Alabama, 2015

SEASON AND CAREER, MOST TACKLES, TFLS AND SACKS

Player	Tackles (2016)	Career	TFL (2016)	Career	Sacks (2016)	Career
Freedom Akinmoladun	1 vs. Fresno State	6 at Miami, 2015		2 vs. S. Alabama, 2015; USM, 2015		2.0 vs. Southern Miss
Josh Banderas	2 vs. Fresno State	11 vs. UCLA, 2013		2 3x, last at Rutgers, 2015		1 vs. UCLA, 2013 at Purdue, 2013
Mohamed Barry	1 vs. Fresno State	Same		Same		Same
Alex Davis	1 vs. Fresno State	Same		Same		Same
Carlos Davis	1 vs. Fresno State	Same		Same		Same
Khalil Davis	1 vs. Fresno State	Same		Same		Same
Jojo Domann	1 vs. Fresno State	Same		Same		Same
Ross Dzuris	4 vs. Fresno State	5 at Purdue, 2015	3 vs. Fresno State	Same	2.0 vs. Fresno State	Same
Tyrin Ferguson		13x, last at Minnesota, 2015		Same		Same
Nate Gerry		15 at Iowa, 2014		3 at Iowa, 2014		1.0 vs. Northwestern, 2015
Luke Gifford		4 vs. S. Alabama, 2015		1 vs. S. Alabama, 2015		Same
Sam Hahn	1 vs. Fresno State	Same		Same		Same
Charles Jackson		3 vs. Wyoming, 2013		Same		Same
Lamar Jackson	6 vs. Fresno State	Same	2 vs. Fresno State	Same	1 vs. Fresno State	Same
Chris Jones	1 vs. Fresno State	3 5x last, vs. Michigan State, 2015		1 vs. Southern Miss, 2015		1.0 vs. Southern Miss, 2015
Boaz Joseph		1 4x, last at Purdue, 2015		Same		Same
Joshua Kalu	7 vs. Fresno State	9 vs. BYU; vs. Wisconsin, 2015	1 vs. Fresno State	2 vs. BYU, 2015	1 vs. Fresno State	1.0 vs. So. Miss, 2015; Fresno St., 2016
Sedrick King	1 vs. Fresno State	Same		Same		Same
Luke McNitt	2 vs. Fresno State	Same		Same		Same
Kevin Maurice	2 vs. Fresno State	8 at Illinois, 2015		2 vs. Purdue, 2014		2.0 vs. Purdue
A.J. Natter	1 vs. Fresno State	13x, last vs. Fresno State		Same		Same
Marcus Newby	3 vs. Fresno State	8 vs. Michigan State, 2015		1 6x, last at Rutgers, 2015		1 2x, last at Rutgers, 2015
Graham Nabity	1 vs. Fresno State	Same		Same		Same
Jordan Nelson	1 vs. Fresno State	Same		Same		Same
Logan Rath		4 vs. Florida Atlantic, 2014		1 vs. Florida Atlantic, 2014		Same
Antonio Reed		1 6x, last vs. Iowa, 2015		Same		Same
Michael Rose-Ivey	1 vs. Fresno State	17 vs. Iowa, 2013		4 vs. Iowa, 2013		Same
Brad Simpson		1 4x, last vs. Minnesota, 2015		Same		Same
Mick Stoltzenberg	2 vs. Fresno State	Same		1 vs. S. Alabama, 2015		1.0 vs. S. Alabama, 2015
Aaron Williams	5 vs. Fresno State	7 at Purdue, 2015	1 vs. Fresno State	1 3x, last vs. Fresno State 2016		Same
Kieron Williams	9 vs. Fresno State	Same	1 vs. Fresno State	1 vs. Illinois, 2014; vs. Fresno State, 2016		Same
Chris Weber	3 vs. Fresno State	17 at Illinois, 2015		3 at Illinois, 2015		Same
Dedrick Young	6 vs. Fresno State	11 at Illinois, 2015		2 at Illinois, 2015		Same

Nebraska Statistical Highs and Lows

NEBRASKA TOTALS	HIGHS	LOWS
Points Scored	43 vs. Fresno State	43 vs. Fresno State
First Downs	20 vs. Fresno State	20 vs. Fresno State
Rushing Attempts	51 vs. Fresno State	51 vs. Fresno State
Rushing Yards	292 vs. Fresno State	292 vs. Fresno State
Passes Attempted	13 vs. Fresno State	13 vs. Fresno State
Passes Completed	6 vs. Fresno State	6 vs. Fresno State
Had Intercepted	0 vs. Fresno State	0 vs. Fresno State
Passing Yards	114 vs. Fresno State	114 vs. Fresno State
Total Plays	64 vs. Fresno State	64 vs. Fresno State
Total Yards	406 vs. Fresno State	406 vs. Fresno State
Possession Time	31:53 vs. Fresno State	31:53 vs. Fresno State
Fumbles	1 vs. Fresno State	1 vs. Fresno State
Fumbles Lost	0 vs. Fresno State	0 vs. Fresno State
Turnovers	0 vs. Fresno State	0 vs. Fresno State
Turnover Margin	+2 vs. Fresno State	+2 vs. Fresno State
Penalties	7 vs. Fresno State	7 vs. Fresno State
Yards Penalized	80 vs. Fresno State	80 vs. Fresno State
Sacks By-Yards Lost	4-21 vs. Fresno State	4-21 vs. Fresno State
Team Tackles for Loss-Yards	7-27 vs. Fresno State	7-27 vs. Fresno State

OPPONENT TOTALS	HIGHS	LOWS
Points Scored	10 vs. Fresno State	10 vs. Fresno State
First Downs	17 vs. Fresno State	17 vs. Fresno State
Rushing Attempts	26 vs. Fresno State	26 vs. Fresno State
Rushing Yards	31 vs. Fresno State	31 vs. Fresno State
Passes Attempted	43 vs. Fresno State	43 vs. Fresno State
Passes Completed	24 vs. Fresno State	24 vs. Fresno State
Had Intercepted	2 vs. Fresno State	2 vs. Fresno State
Passing Yards	243 vs. Fresno State	243 vs. Fresno State
Total Plays	69 vs. Fresno State	69 vs. Fresno State
Total Yards	274 vs. Fresno State	274 vs. Fresno State
Possession Time	28:07 vs. Fresno State	28:07 vs. Fresno State
Fumbles	0 vs. Fresno State	0 vs. Fresno State
Fumbles Lost	0 vs. Fresno State	0 vs. Fresno State
Turnovers	2 vs. Fresno State	2 vs. Fresno State
Turnover Margin	-2 vs. Fresno State	-2 vs. Fresno State
Penalties	6 vs. Fresno State	6 vs. Fresno State
Yards Penalized	29 vs. Fresno State	29 vs. Fresno State
Sacks By-Yards Lost	0-0 vs. Fresno State	0-0 vs. Fresno State
Team Tackles for Loss-Yards	1-7 vs. Fresno State	1-7 vs. Fresno State

NEBRASKA INDIVIDUAL HIGHS

Most Rushing Attempts.....	17; Devine Ozigbo vs. Fresno State
Most Net Rushing Yards.....	103; Devine Ozigbo vs. Fresno State
Most Rushing TDs.....	2; Tommy Armstrong Jr. vs. Fresno State; Devine Ozigbo vs. Fresno State
Longest TD Run.....	9; Tommy Armstrong Jr. vs. Fresno State
Longest Run, No TD.....	17; Devine Ozigbo vs. Fresno State
Most Pass Attempts.....	10; Tommy Armstrong vs. Fresno State
Most Completed Passes.....	5; Tommy Armstrong vs. Fresno State
Most Passing Yards.....	108; Tommy Armstrong vs. Fresno State
Most Passing TDs.....	1; Tommy Armstrong vs. Fresno State
Longest TD Pass.....	57; Tommy Armstrong Jr. to Alonzo Moore vs. Fresno State
Longest Pass, No TD.....	23; Tommy Armstrong Jr. to Alonzo Moore vs. Fresno State
Most Pass Receptions.....	3; Alonzo Moore vs. Fresno State
Most Receiving Yards.....	92; Alonzo Moore vs. Fresno State
Most TD Receptions.....	1; Alonzo Moore vs. Fresno State
Most Total Offense Attempts.....	21; Tommy Armstrong Jr. vs. Northwestern (11 rush, 10 passes)
Most Total Offense Yards.....	150; Tommy Armstrong Jr. vs. Southern Miss (42 rush, 108 pass)
Most All-Purpose Attempts.....	18; Devine Ozigbo vs. Fresno State (17 rushes, 1 receptions)
Most All-Purpose Yards.....	126; Alonzo Moore vs. Fresno State
Most Touchdowns Scored.....	2; Tommy Armstrong Jr. vs. Fresno State; Devine Ozigbo vs. Fresno State
Most Field Goals Attempted.....	None
Most Field Goals Made.....	None
Longest Field Goal Made.....	None
Longest Field Goal Attempted.....	None
Most Interceptions.....	1; Kieron Williams vs. Fresno State; Chris Jones vs. Fresno State
Longest Interception TD Return.....	None
Longest Interception Return, No TD.....	8; Kieron Williams vs. Fresno State
Longest Fumble TD Return.....	None
Longest Fumble Return, No TD.....	None
Longest Punt Return, TD.....	None
Longest Punt Return, No TD.....	None
Most Punt Return Yardage.....	None
Longest Kickoff Return, TD.....	None
Longest Kickoff Return, No TD.....	32; Tre Bryant vs. Fresno State
Longest Blocked Punt, TD.....	None
Longest Blocked Field Goal Return.....	None
Most Kickoff Return Yardage.....	32; Tre Bryant vs. Fresno State
Most Punts.....	4; Caleb Lightbourn vs. Fresno State (36.2 avg)
Highest Punting Average.....	36.2; Caleb Lightbourn vs. Fresno State (4 punts)
Longest Punt.....	43; Caleb Lightbourn vs. Fresno State

NEBRASKA INDIVIDUAL HIGHS....(CONTINUED)

OPPONENT INDIVIDUAL HIGHS

OPPONENT INDIVIDUAL LONGEST PLAYS

Nebraska Starting Lineups

Opponent	WR	WR	TE	RT	RG	C	LG	LT	QB	IB	FB	PK
Fresno State	Moore	Morgan	Cotton	Knevel	Farmer	Utter	Hahn	Gates	Armstrong Jr.	T. Newby	Carter^	D. Brown

[illegible]

#-opened in three wide receiver formation; %-NU opened in a four-receiver set (three receivers and a tight end); ^-NU opened in two tight end set; \$-NU opened in four receiver set (no tight end)

Opponent	DE	DT	DT	DE	LB	LB	LB	LCB	FS	SS	RCB	P
Fresno State	Dzuris	Stoltenberg	Maurice	Akinmoladun	M. Newbv	Banderas	Young II	Kalu	K. Williams	A. Williams	Jones	Lightbourn

[illegible]

* - NU opened with nickel package # - NU opened with dime packages; % - NU opened with five defensive linemen; @ - NU opened with three safeties; ! - NU opened with 3 defensive ends

PLAYER (GAMES):

Armstrong Jr., Tommy (1/1); Akinmoladun, Freedom (1/1); Anderson, Avery (1/-); Bailey, Christian (1/-); Banderas, Josh (1/1); Barry, Mohamed (1/-); Brown, Drew (1/-); Bryant, Tre (1/-); Carter, Cethan (1/1); Conrad, Cole (1/-); Cotton, Sam (1/1); Darlington, Zach (1/-); Davis, Alex (1/-); Davis, Carlos (1/-); Davis, Khalil (1/-); Decker, Michael (1/-); Domann, Joel (1/-); Dzuris, Ross (1/1); Farmer, Tanner (1/1); Foster, Trey (1/-); Fyfe, Ryker (1/-); Gates, Nick (1/1); Gaylord, Christian (1/-); Gifford, Luke (1/-); Hahn, Sam (1/1); Hannon, Zach (1/-); Hoppes, Tyler (1/-); Jackson, Lamar (1/-); Jones, Chris (1/1); Joseph, Boaz (1/-); Kalu, Joshua (1/1); Ketter, Connor (1/-); King, Sedrick (1/-); Knevel, David (1/1); Lee Jr., Eric (1/-); Lightbourn, Caleb (1/-); Lindsay, Spencer (1/-); Maurice, Kevin (1/1); McNitt, Luke (1/-); Moore, Alonzo (1/1); Morgan Jr., Stanley (1/1); Nabity, Graham (1/-); Natter, A.J. (1/-); Neal, DaiShon (1/-); Nelson, Jordan (1/-); Newby, Marcus (1/1); Newby, Terrell (1/1); Ober, Jordan (1/-); Ozigbo, Devine (1/-); Pierson-EI, De'Mornay (1/-); Rahn, Gabe (1/-); Reimers, Bryan (1/-); Rose-Ivey, Michael (1/-); Simpson, Brad (1/-); Stoltenberg, Mick (1/1); Taylor, Adam (1/-); Utter, Dylan (1/1); Weber, Chris (1/-); Westerkamp, Jordan (1/-); Whitaker, Corey (1/-); Wilbon, Mikale (1/-); Williams, Aaron (1/1); Williams, Williams (1/1); Young II, Dedrick (1/1)

Game 1 | Nebraska 43, Fresno St. 10

SCORE BY QUARTERS	1	2	3	4	FINAL
Fresno State	0	10	0	0	10
Nebraska	7	7	7	22	43

Lincoln (Sept. 3) ---
On an emotional night for the Husker football program, Nebraska honored Sam Foltz in a 43-10 victory over Fresno State in the season opener.

On Nebraska's first series of the season, NU went three-and-out and was forced to punt, and lined up without a punter, as they honored Foltz, Nebraska's 2015 Big Ten Punter of the Year who died in a car crash in July. The sellout crowd of 90,013 roared as the play clock expired and Fresno State players applauded the Husker tribute, and declined the delay of game penalty.



Tommy Armstrong and Devine Ozigbo rushed for two touchdowns apiece, as Nebraska took control in the second half to give Mike Riley his 100th collegiate win.

Devine posted his first career 100-yard game, finishing with 103 yards on 17 carries, including first-half touchdown runs of 1 and 6 yards, while Armstrong scored twice in the second half and connected with Alonzo Moore on a 57-yard touchdown pass. The Huskers outscored the Bulldogs 29-0 in the second half. Armstrong rushed for 42 yards on 11 carries while also throwing for 108 yards and a TD. Moore was the biggest beneficiary, hauling in three passes for 92 yards while rushing for 34 yards on two carries.

Leading 14-10 at halftime, Nebraska's defense took over, forcing a three-and-out. The Huskers went 57 yards in nine players, capped by Armstrong's nine-yard scoring run, to push their edge to 21-10 on the opening drive of the half. The Blackshirts, who forced a trio of 3-and-outs in the second half, set up the Huskers' next score after a Kieron Williams interception. Two plays later Armstrong hit Moore in stride for a 57-yard scoring strike to give NU a 28-10 lead on the first play of the fourth quarter.

Williams totaled a career-high 10 tackles for the Huskers, while Ross Dzuris had a pair of sacks, as Nebraska limited Fresno State to just 128 second-half yards with 71 of those coming on the final drive after NU built a 43-10 cushion late in the fourth quarter.

SCORING SUMMARY

QTR	TIME	TEAM	SCORE
1st	00:43	NEB	Ozigbo, Devine 1 yd run (Brown kick)
2nd	12:34	NEB	Ozigbo, Devine 6 yd run (Brown kick)
2nd	05:38	FS	Peck 7 yd pass from Virgil (Kroening kick)
2nd	00:00	FS	Kroening, Kody 26 yd field goal
3rd	09:59	NEB	Armstrong 9 yd run (Brown kick)
4th	14:51	NEB	Moore 57 yd pass from Armstrong (Brown kick)
4th	09:50	NEB	Armstrong 4 yd run (Darlington rush)
4th	04:20	NEB	Bryant 3 yd run (Lindsay kick)

TEAM STATISTICS

	FSU	NEB
FIRST DOWNS	17	20
RUSHES-YARDS (NET)	26-31	51-292
PASSING YDS (NET)	243	114
Passes Att-Comp-Int	43-24-2	13-6-0
TOTAL OFFENSE PLAYS-YARDS	69-274	64-406
Fumble Returns-Yards	0-0	0-0
Punt Returns-Yards	2-17	0-0
Kickoff Returns-Yards	5-102	1-32
Interception Returns-Yards	0-0	2-8
Punts (Number-Avg)	6-35.0	5-29.0
Fumbles-Lost	0-0	1-0
Penalties-Yards	6-29	7-80
Possession Time	28:07	31:53
Third-Down Conversions	5 of 15	5 of 11
Fourth-Down Conversions	1 of 2	1 of 1
Red-Zone Scores-Chances	2-4	5-5
Sacks By: Number-Yards	0-0	4-21

RUSHING: FS- James, Dontel 12-20; Kline, Zach 1-11; Green, Treyvon 1-3; Jordan, Jamire 1-1; O'Neal, Deonte 4-0; Johnson, KeeSean 1-minus-1; Virgil, Chason 6-minus-3;

Nebraska-Ozigbo, Devine 17-103; Newby, Terrell 11-56; Armstrong Jr., Tommy 11-42; Bryant, Tre 5-36; Moore, Alonzo 2-34; Wilbon, Mikale 1-16; Westerkamp, Jordan 1-9; Fyfe, Ryker 1-5; TEAM 1-minus-2; Pierson-El, De'Mornay 1 -minus-7

PASSING: FS- Virgil, Chason 17-32-1-133-1; Kline, Zach 7-11-1-110-0. **Nebraska-**Armstrong Jr., Tommy 5-10-0-108-1; Fyfe, Ryker 1-3-0-6-0.

RECEIVING: FS- Peck, Aaron 9-112; Johnson, KeeSean 8-61; Jordan, Jamire 5-52; Olsen, Chad 2-18. **Nebraska-**Moore, Alonzo 3-92; Morgan Jr., Stanley 1-11; Westerkamp, Jordan 1-6; Ozigbo, Devine 1-5

INTERCEPTIONS: FS- None. **Nebraska-**Williams, Kieron 1-8; Jones, Chris, 1-0

FUMBLES: FS- None. **Nebraska-**Pierson-El, De'Mornay 1-0

SACKS (Sacks-Yds): FS- None. **Nebraska-** Dzuris, Ross 2-4; Jackson, Lamar 1-11; Kalu, Joshua 1-6

TACKLE LEADER (UA-A): FS-Camilli, Jeff 3-7. **Nebraska-**Williams, Kieron 6-4