

# N NEBRASKA FOOTBALL

5 NATIONAL CHAMPIONSHIPS • 46 CONFERENCE TITLES • 53 BOWL GAMES



NEBRASKA  
CORNHUSKERS

- **Record:** 2-2 (1-0, Big Ten)
- **Last Game:** def. Rutgers, 27-17
- **Rankings:** Not ranked
- **Coach:** Mike Riley
- **At Nebraska:** 17-13 (3rd year)
- **Career:** 110-93 (17th year)
- **vs. Illinois:** 1-1

GAME 5:

NEBRASKA (2-2, 1-0) at ILLINOIS (2-1, 0-0)

SEPT. 29, 2017 • 7 P.M. (CT)  
CHAMPAIGN, ILL. • MEMORIAL STADIUM  
CAPACITY: 60,760 • SURFACE: FIELDTURF

ALL-TIME SERIES: NU, 10-3-1



ILLINOIS  
FIGHTING ILLINI

- **Record:** 2-1 (0-0, Big Ten)
- **Last Game:** lost to USF, 47-23
- **Rankings:** Not ranked
- **Coach:** Lovie Smith
- **At Illinois:** 5-10 (2nd season)
- **College Career:** same
- **vs. Nebraska:** 0-1



FS1

Justin Kutcher, Play-by-Play  
Mark Helfrich, Analyst  
Petros Papadakis, Analyst  
Jen Hale, Sidelines

## 194

Nebraska allowed just 194 yards of total offense against Rutgers. The yardage total was the lowest for an NU opponent in 47 games, dating back to a win at Michigan in November of 2013.

## 14

Nebraska has won 14 consecutive games when out-rushing the opposition. Overall, Nebraska is 16-3 under Mike Riley when it outgains the opponent on the ground.

## 33

Nebraska averages more than 33 minutes per game in time of possession (33:23). The Huskers rank fourth in the Big Ten and 15th nationally in that category. In the second half against Rutgers, Nebraska held the ball for nearly 23 minutes.

### THE MATCHUP

Nebraska hits the road for the first time in Big Ten Conference play taking on Illinois on Friday night in Champaign. Game time at Illinois' Memorial Stadium is set for shortly after 7 p.m. CT, with national television coverage on FS1 and radio coverage on the IMG Husker Sports Network.

The Huskers enter the matchup at Illinois with a 2-2 record, and a 1-0 mark in conference play following a 27-17 victory over Rutgers on Saturday. Nebraska relied on a strong running game and tough defense to control the second half of the game against Rutgers. The Huskers rushed for nearly 200 yards, while allowing less than 200 yards of total offense to the Scarlet Knights.

Illinois comes into Friday's matchup with a 2-1 record, including a 2-0 mark at home in 2017. The Fighting Illini last played at South Florida on Friday, Sept. 15, when they lost 47-23. Illinois will have a 14-day break before Friday's contest with the Huskers. Illinois opened the season with non-conference victories over Ball State and Western Kentucky.

The 2017 season marks the fifth consecutive year the Nebraska-Illinois contest has been one of the Huskers' first two conference games. Aside from its traditional post-Thanksgiving game, Friday's game will mark the first time Nebraska has played a weekday regular-season game since 2010.

### NEBRASKA FOOTBALL TOP 10

- Nebraska is 891-374-40 all-time, one of only 10 schools with 800 wins.
- The Cornhuskers rank fourth all-time with their 890 victories.
- Nebraska has won five national titles (1970, 1971, 1994, 1995, 1997).
- The Huskers have won an NCAA record 46 conference championships.
- Nebraska's 53 all-time bowl appearances rank second in NCAA history.
- Three Huskers have won the Heisman Trophy (Rodgers, Rozier, Crouch).
- Nebraska's 107 football Academic All-Americans lead the nation.
- The Huskers have 110 first-team All-Americans in school history.
- Nebraska football is the only team in any sport in NCAA history to total 100 athletic and academic All-Americans.
- Memorial Stadium has been sold out every game since Nov. 3, 1962, a streak of 357 consecutive sellouts.



### HUSKER RADIO

Greg Sharpe  
Matt Davison  
Ben McLaughlin

### NATIONAL SIMULCASTS

• Sirius 83 • XM: 83

1	NEBRASKA ARKANSAS STATE	43 36
Saturday, Sept. 2 • 7 p.m. (BTN) Lincoln, Neb. • Memorial Stadium		
2	OREGON NEBRASKA	42 35
Saturday, Sept. 9 • 3:30 p.m. (FOX) Eugene, Ore. • Autzen Stadium		
3	NORTHERN ILLINOIS NEBRASKA	21 17
Saturday, Sept. 16 • 11 a.m. (FS1) Lincoln, Neb. • Memorial Stadium		
4	NEBRASKA RUTGERS	27 17
Saturday, Sept. 23 • 2:30 p.m. (BTN) Lincoln, Neb. • Memorial Stadium		
5	NEBRASKA ILLINOIS	2-2 2-1
Friday, Sept. 29 • 7 p.m. (FS1) Champaign, Ill. • Memorial Stadium		
6	#10 WISCONSIN NEBRASKA	3-0 2-2
Saturday, Oct. 7 • 7 p.m. (BTN) Lincoln, Neb. • Memorial Stadium		
7	#11 OHIO STATE NEBRASKA	3-1 2-2
Saturday, Oct. 14 • TBA (TBA) Lincoln, Neb. • Memorial Stadium		
8	NEBRASKA PURDUE	2-2 2-2
Saturday, Oct. 28 • TBA (TBA) West Lafayette, Ind. • Ross-Ade Stadium		
9	NEBRASKA NORTHWESTERN	1-2 2-2
Saturday, Nov. 4 • TBA (TBA) Lincoln, Neb. • Memorial Stadium		
10	NEBRASKA MINNESOTA	2-2 3-0
Saturday, Nov. 11 • TBA (TBA) Minneapolis, Minn. • TCF Bank Stadium		
11	NEBRASKA #4 PENN STATE	2-2 4-0
Saturday, Nov. 18 • TBA (TBA) University Park, Pa. • Beaver Stadium		
12	IOWA NEBRASKA	3-1 2-2
Friday, Nov. 24 • 3 p.m. (FS1) Lincoln, Neb. • Memorial Stadium		
13	BIG TEN CONFERENCE CHAMPIONSHIP GAME	
Saturday, Dec. 2 • 7 p.m. (FOX) Indianapolis, Ind. • Lucas Oil Stadium		

## NEBRASKA-ILLINOIS SERIES

Games: 54

Standing: Nebraska leads, 10-3-1

At Lincoln: Nebraska leads, 7-1

At Champaign: Series tied, 2-2-1

## NEBRASKA-ILLINOIS MEETINGS AS BIG TEN OPPONENTS

Date	Site	Rank NU/ILL	Result	Score
10/5/2013	Lincoln	/	W	39-19
9/27/2014	Lincoln	21/	W	45-14
10/3/2015	Champaign	/	L	13-14
10/1/2016	Lincoln	15/	W	31-16

The Friday matchup between Nebraska and Illinois will be the fifth between the schools as Big Ten opponents. The schools now meet each year as members of the Big Ten West Division.

- Nebraska has limited Illinois to 19 or fewer points in all four Big Ten meetings between the teams. NU has scored at least 31 points in three of the four meetings.
- The Huskers and Illinois met seven times between 1892 and 1925, but played just three times between 1926 and 2013.

## HUSKERS PREPARE FOR BIG TEN CONFERENCE ROAD OPENER

Nebraska will play the first of four Big Ten road games at Illinois. In the Big Ten schedule rotation, all West Division teams play five home games and four road contests in 2017.

- Nebraska is 2-4 in Big Ten road openers since joining the conference, including a 24-13 win at Northwestern last season.

## NEBRASKA BIG TEN ROAD OPENERS

Date	Opponent	Result
10-1-11	at #7 Wisconsin	L, 48-17
10-6-12	at #12 Ohio State	L, 63-38
10-12-13	at Purdue	W, 44-7
10-4-14	#10 Michigan St.	L, 27-22
10-3-15	at Illinois	L, 14-13
9-24-16	at Northwestern	W, 24-13

## NEBRASKA TO PLAY RARE WEEKNIGHT MIDSEASON GAME

Nebraska is a regular on Friday at season's end, playing on the Friday following Thanksgiving each of the past 27 seasons. However, the Huskers have made rare weeknight appearances during the middle of the season.

The Big Ten Conference added Friday night games to its schedule this season, including a conference tilt between the Huskers and Fighting Illini.

- Nebraska played Thursday night road contests at Kansas State (2010), Missouri (2009), Southern Miss (2003), Oklahoma State (1995), Texas Tech (1994) and Oklahoma State (1993).
- Nebraska also played a Thursday night home contest against Rice in 2001. The game was originally scheduled for Sept. 15, but was postponed following 9/11.
- Nebraska is a perfect 7-0 in its non-Black Friday weeknight games since 1993.

## HUSKERS LOOK FOR CONTINUED SUCCESS AGAINST ILLINI

Nebraska has been victorious in three of four games against Illinois since joining the Big Ten. The Huskers have won three games by 15 or more points, while its lone setback was a last-second one-point loss in 2015.

- NU has outscored Illinois by an average of 32.0-15.6 in the four meetings since 2013.
- The Husker offense has been productive against Illinois, gaining better than 500 yards twice, and averaging 465.0 yards per game in the past four meetings. Illinois has averaged only 340.7 yards per game in the matchups.
- The NU offense has been particularly effective on the ground against Illinois, rushing for 295.8 yards per game over the past four seasons.

## RILEY IN THIRD SEASON AT HELM OF HUSKER PROGRAM

Head Coach Mike Riley is in his third season as the Nebraska head coach in 2017. Riley has guided the Huskers to a 17-13 record.

- Riley is in his 26th season as a head coach, tying for the second-most experience of any FBS head coach entering the 2017 season.
- Riley is one of eight active FBS head coaches who also has experience as an NFL head coach.
- Riley owns 16 victories over nationally ranked opponents during his college head coaching tenure.

## DIACO LEADING NEW-LOOK BLACKSHIRT DEFENSE

Nebraska has three new faces on its defensive staff in 2017. The group is led by new defensive coordinator Bob Diaco, while Donté Williams coaches the Husker cornerbacks and Scott Booker tutors the NU safeties.

- Diaco was the winner of the 2012 Broyles Award as the nation's best assistant coach, while at Notre Dame. He is regarded as one of the top defensive minds in college football and has a proven track record of success at the highest level. Diaco came to Nebraska after three seasons as the head coach at the University of Connecticut. Diaco has roots in the Big Ten, twice earning All-Big Ten honors as a linebacker at Iowa in the mid-1990s.
- Williams joined the Nebraska staff last December prior to the Music City Bowl and worked with the secondary during bowl preparation. Williams spent the 2016 season at Arizona, helping compile the Wildcats' top recruiting class in recent years. He previously coached the secondary at San Jose State, where the Spartans ranked among the nation's best against the pass under Williams' direction.
- Booker brings 10 years of full-time FBS coaching experience to the Nebraska sideline, including five seasons on the Notre Dame coaching staff. Before being elevated to safeties coach in June, Booker served as a special teams consultant with the Huskers. In addition to his duties with the safeties, Booker serves as Nebraska's special teams coordinator in 2017.



## BIG TEN STANDINGS

### WEST DIVISION

Place	Team	Overall	Big Ten
1.	<b>Nebraska</b>	<b>2-2</b>	<b>1-0</b>
2.	Minnesota	3-0	0-0
	Wisconsin	3-0	0-0
	Illinois	2-1	0-0
	Northwestern	2-1	0-0
6.	Iowa	3-1	0-1
	Purdue	2-2	0-1

### EAST DIVISION

Place	Team	Overall	Big Ten
1.	Michigan	4-0	1-0
	Penn State	4-0	1-0
	Ohio State	3-1	1-0
4.	Maryland	2-1	0-0
	Michigan State	2-1	0-0
6.	Indiana	2-1	0-1
	Rutgers	1-3	0-1

## BIG TEN CONFERENCE PLAYER OF THE WEEK NOMINEES

Game	Offense	Defense	Sp. Teams	Frosh
ASU	Bryant		Spielman	Spielman
ORE	Morgan	Williams		
NIU	Ozigbo	Reed	Pierson-El	Spielman
RU				
ILL				
WIS				
OSU				
PUR				
NU				
MINN				
PSU				
IOWA				

**Bold indicates winner**

## 2017 HUSKER HONORS

### Drew Brown, Sr., PK

- Lou Groza Award Watch List (1 of 30)
- Wuerffel Trophy Watch List (1 of 109)
- Senior Bowl Watch List

### Nick Gates, Jr., OT

- Outland Trophy Watch List (1 of 81)

### Chris Jones, Sr., DB

- Thorpe Award Watch List (1 of 45)

### Joshua Kalu, Sr., DB

- Lott IMPACT Award Watch List
- Senior Bowl Watch List

### David Knevel, Sr., OT

- Senior Bowl Watch List

### Tanner Lee, Jr., QB

- Johnny Unitas Award Watch List

### De'Mornay Pierson-El, Sr., WR/PR

- Paul Hornung Award Watch List (1 of 46)

### Chris Weber, Sr., LB

- AFCA Good Works Team Nominee (1 of 146)

## LAST TIME OUT

### NEBRASKA 27, RUTGERS 17

Team Stats	RU	NU
First Downs	12	21
Rushes-Yards	24-68	47-197
Passes	15-29-2	13-26-2
Passing Yards	126	109
Total Offense	194	306
3rd Downs	3-of-12	8-of-17
Turnovers	2	2
Penalties	4-35	6-46
Time of Possession	24:39	35:21

#### NU Rushing Leaders

Devine Ozigbo—24 carries, 101 yards  
Mikale Wilbon—14 carries, 78 yards, TD

#### NU Passing Leader

Tanner Lee—13-26-2, 109 yards, 2 TD

#### NU Receiving Leaders

JD Spielman—5 receptions, 46 yards, TD  
De'Mornay Pierson-El—3 receptions, 22 yards, TD

#### NU Defensive Leaders

Luke Gifford—3 UT, 3 AT, 6 TT, TFL, INT  
Antonio Reed—4 UT, 2 AT, 6 TT, INT  
Dedrick Young—3 UT, 3 AT, 6 TT, TFL, QB hurry

#### NU Special Teams Leaders

De'Mornay Pierson-El—63-yard punt return  
Drew Brown—2-2 FG, 3-3 PAT  
Caleb Lightbourn—career-long 64-yard punt

## NOTING GAME 4

- True freshman **Brenden Jaimes** became just the fifth true freshman offensive lineman to start a game at Nebraska since 1972.
- **De'Mornay Pierson-El** had a 63-yard punt return in the second quarter. It marked his 12th career punt return of 25 or more yards.
- The Nebraska defense limited Rutgers to just 194 yards, including 58 after halftime. The total offensive output was the lowest by a Nebraska opponent since Michigan had 175 yards in November of 2013.
- Junior running back **Devine Ozigbo** rushed a career-high 24 times for 101 yards, including 86 yards after halftime. It was the second career 100-yard rushing day for Ozigbo.
- Nebraska allowed fewer than 85 rushing yards for the sixth straight home game at Memorial Stadium. Nebraska's three opponents at Memorial Stadium this season are averaging just 78.3 rushing yards per game.
- Redshirt freshman receiver **JD Spielman** caught a career-high five passes, including an 18-yard touchdown catch in the first quarter.
- Nebraska had a third-quarter touchdown drive that covered 17 plays, 97 yards and 8:10. The scoring drive was the longest of the season for Nebraska in terms of plays, time and yards. The previous longer drive was an 18-play scoring drive against Illinois last season that lasted 10:42. The 97-yard scoring drive matched a 97-yard scoring drive against Wyoming last season.

## VETERANS LEADING 2017 HUSKERS

The 2017 version of Nebraska football features several players with extensive starting experience. Five players have at least 20 career starts at Nebraska, led by place-kicker Drew Brown.

Overall, Nebraska has 16 players with at least 10 collegiate starts, including quarterback Tanner Lee, who made 19 starts at Tulane and has each game in 2017 with the Huskers. Senior cornerback Chris Jones who has made 20 career starts is currently sidelined by a knee injury, and his status for the 2017 season is unclear.

## MOST EXPERIENCED HUSKER STARTERS

Player, Pos.	Career Starts
Drew Brown, PK	42
Joshua Kalu, S	30
Nick Gates, OT	27
Dedrick Young II, LB	24
Tanner Lee, QB*	23
Freedom Akinmoladun, DE	21
Chris Jones, CB	20
*19 starts at Tulane, 2014-15	

## JAIMES JOINS RARE CLUB FOR NU OFFENSIVE LINEMEN

True freshman Brenden Jaimes earned his first career start against Rutgers. Jaimes started at right tackle where senior David Knevel and redshirt freshman Matt Farniok were both limited by injury.

A native of Austin, Texas, Jaimes became just the fifth true freshman offensive lineman to start a game at Nebraska since 1972, and the first since 2011. Jaimes is also just the 11th offensive lineman to play at Nebraska as a true freshman.

The status of Knevel and Farniok for this week's game at Illinois remains uncertain.

## TRUE FRESHMAN OL STARTERS IN NEBRASKA HISTORY (SINCE 1972)

- Matt Slauson, OG (3 games, 2005)
- Jacob Hickman, C (1 game, 2006)
- Javorio Burkes, OT (3 games, 2007)
- Tyler Moore, OT (4 games, 2011)
- Brenden Jaimes, OT (1 game, 2017)

## NUMEROUS HUSKERS MAKE FIRST CAREER STARTS IN 2017

Jaimes is among the latest players to make their first career starts for Nebraska in 2017. Against Rutgers, center Michael Decker, receiver Gabe Rahn and linebacker Sedrick King also made their first career starts at Nebraska.

The four first-time starters brought Nebraska's first-time starters total in 2017 to 12 players, including six in the season opener, one at Oregon and two against Northern Illinois.

## FIRST-TIME STARTERS IN 2017

- Tyler Hoppes, TE (4)
- Connor Ketter, TE (3)
- Luke Gifford, LB (4)
- Eric Lee Jr., CB (4)
- Tre Bryant, IB (2)
- Matt Farniok, RFr., OT (2)
- Mikale Wilbon, Jr., IB (2)
- JD Spielman, RFr., WR (2)
- Brenden Jaimes, Fr., OT (1)
- Michael Decker, So., C (1)
- Sedrick King, Jr., LB (1)
- Gabe Rahn, Sr., WR (1)

## YOUTH DOMINATES NU ROSTER

The large number of first-time starters in recent weeks is indicative of a young 2017 Husker roster.

Nearly two-thirds of the squad is comprised of underclassmen, as 81 of the Huskers' 129 players are either freshmen or sophomores.

At quarterback, Nebraska boasts one true freshman, one redshirt freshman, one sophomore and one junior. Tanner Lee is the only member of the group who has seen action at the FBS level, but he had not played a game since 2015 before taking over the starting quarterback job in 2017.

## UNDERCLASSMEN BY POSITION GROUP

Group	Underclassmen	Total
Quarterbacks	3	4
Linebackers	16	22
Offensive Line	14	20
Tight Ends	6	9
Wide Receivers	10	16
Running Backs	6	12
Defensive Line	8	16

## INJURIES TAKING EARLY TOLL

Nebraska has had its share of injuries early in the 2017 season. The hits started in the summer when All-America candidate cornerback Chris Jones was sidelined with a knee injury. The timetable for his return is unknown.

Nebraska has been without starters David Knevel (RT), Joshua Kalu (S) and Tre Bryant (IB) for all or part of the past three games, and saw linebacker Marcus Newby, center Cole Conrad and receiver Stanley Morgan Jr. all missed the Rutgers contest.

In addition, key reserves Bryan Reimers (WR) and Tyrin Ferguson (LB) also missed the Rutgers game, and starting safety Aaron Williams was ejected less than five minutes into the game on a targeting call.

- Through four games, Nebraska has lost 14 games by projected starters to injury.

## PROJECTED STARTERS GAMES MISSED

- Chris Jones, Sr., CB, 4 games
- David Knevel, Sr., OT, 3 games
- Joshua Kalu, Sr., S, 2 games
- Tre Bryant, So., RB, 2 games
- Marcus Newby, Sr., LB, 1 game
- Stanley Morgan Jr., Jr., WR, 1 game
- Cole Conrad, Jr., C, 1 game

## BLACKSHIRT DEFENSE MAKING BIG STRIDES

The Nebraska defense has been impressive since halftime of week two at Oregon. Since that time, Nebraska's defense has allowed just two touchdowns and 17 points in 10 quarters, with three of those points on a field goal allowed after a Husker interception.

Against Rutgers, Nebraska allowed a 75-yard drive to start the game, but gave up just 119 yards and three points the rest of the game.

- The 194 yards of total offense by Rutgers was the fewest by a Nebraska opponent under Mike Riley, bettering the 207 yards allowed to Maryland last season. Overall, it was the fewest yards allowed by Nebraska in 47 games dating back to a win at Michigan in November of 2013, when the Blackshirts allowed 175 yards. Nebraska has recorded two of the lowest three opponent yardage totals under Mike Riley in the past two weeks (213 vs. No. Illinois).
- In the second half of the win over Rutgers, Nebraska allowed just 58 total yards, 10 rushing yards and three first downs.
- The 194 yards by Rutgers was the fifth-lowest total NU has allowed a Big Ten opponent since joining the conference in 2011.
- The 407 yards allowed the past two games by Nebraska are the fewest yards the Huskers have allowed in back-to-back games since allowing 377 yards to Minnesota and Iowa in 2012.
- Nebraska has allowed only 340 yards and just seven offensive points in the second half of its past three games combined. In the three second halves, the Blackshirts have limited opponents to just 340 yards and 16 first downs over six quarters.
- Since halftime of the Oregon game, Nebraska has forced a total of 13 three-and-out possessions.

### BLACKSHIRT DEFENSE PAST TWO GAMES

Game	Rush	Pass	Total	1stDn	20+plays
NIU	85	128	213	13	1
Rutgers	68	126	194	12	0

## YOUNG, WEBER TO ANCHOR LINEBACKING CORPS

Junior Dedrick Young II and senior Chris Weber serve as the anchors of Nebraska's linebacking corps in 2017. Young played on the outside the past two seasons, but has moved inside this fall to give NU a veteran tandem on the inside as the Huskers transition from a 4-3 defensive scheme to a 3-4 attack.

Young totaled 121 tackles in his first two seasons. He ranks second among all 2017 Huskers in career tackles despite his junior status. He was only the third Husker to record 100 tackles prior to his junior season. Young has 22 tackles this season and had his second career sack in the season opener against Arkansas State.

## MOST TACKLES BY A HUSKER ENTERING HIS JUNIOR SEASON

Player, Years	Pos.	Tackles
Barrett Ruud, 2000-03	LB	140
Dedrick Young II, 2015-pres.	LB	121
Nathan Gerry, 2013-16	S	120

Weber is one five team captains for the 2017 season. Weber made 10 tackles at Oregon, marking his fourth career double-figure tackle game despite making just eight career starts. He has 22 total tackles on the season.

Junior Luke Gifford has held down an outside linebacker position in 2017, making his first four career starts. Through four games, Gifford leads the team with 28 tackles and closed the Rutgers game with an interception.

## INJURY-RIDDLED SECONDARY RELYING ON 'NEXT MAN UP'

The Nebraska secondary suffered a significant loss this summer when senior cornerback Chris Jones went down with a knee injury. The timetable for his return remains uncertain.

The loss of Jones came on the heels of losing sophomore safety JoJo Domann during spring practice. Domann was pushing for significant playing time after seeing action as a true freshman.

The injury bug has continued to plague the secondary during the season. Senior Joshua Kalu injured his hamstring in the first half at Oregon and has missed the past 2 1/2 games. His timetable to return remains uncertain.

Kalu had started all 28 games over the past two-plus seasons. After lining up at cornerback in his first three years, Kalu moved to safety this spring.

One of five team captains, Kalu remains in position to leave his mark in the NU record book despite his injury.

- Kalu opened the season with six tackles, an interception and a pass breakup against Arkansas State. The interception was the sixth of his career and gave him at least one interception in each of his four seasons as a Husker.
- Kalu is one of only five players at Nebraska to record at least one interception in four consecutive seasons. The other players to have at least one interception in four straight seasons since World War II are Mike Brown (1996-99), Ralph Brown (1996-99), Tyrone Byrd (1989-92) and Tom Novak (1946-49).
- Kalu has 175 career tackles and is in line to become just the sixth Husker defensive back to post 200 career tackles. Had he remained at cornerback, Kalu would likely have shattered the NU cornerback record of 192 career tackles.

### DEFENSIVE BACK CAREER TACKLES

Rk.	Player	Tackles
1.	Mike Brown	287
2.	Nathan Gerry	273
3.	Daniel Bullocks	226
4.	Larry Asante	224
5.	Tyrone Byrd	209
6.	Reggie Cooper	195
7.	Keyuo Craver	192
8.	Corey Cooper	190
9.	Steve Carmer	182
10.	Daimion Stafford	175
	<b>Joshua Kalu</b>	<b>175</b>

## OFFENSE GAME-BY-GAME

### RUSHING

Game	Att.	Yds.	TD	Long
ASU	38	225	2	35
ORE	29	109	2	25
NIU	36	85	2	25
RU	47	197	1	20
ILL				
WIS				
OSU				
PUR				
NW				
MINN				
PSU				
IOWA				

### PASSING

Game	Passes	Yds.	TD	Long	Sacks
ASU	19-32-0	238	2	44	1-7
ORE	19-41-4	252	3	35	3-13
NIU	25-47-3	299	0	36	3-24
RU	13-26-2	109	2	18	0-0
ILL					
WIS					
OSU					
PUR					
NW					
MINN					
PSU					
IOWA					

## DEFENSE GAME-BY-GAME

### RUSHING DEFENSE

Game	Att.	Yds.	TD	Long
ASU	21	82	0	14
ORE	44	201	3	28
NIU	31	85	1	19
RU	24	68	1	13
ILL				
WIS				
OSU				
PUR				
NW				
MINN				
PSU				
IOWA				

### PASSING DEFENSE

Game	Passes	Yds.	TD	Long	Sacks
ASU	46-68-2	415	3	38	1-5
ORE	25-33-1	365	3	51	0-0
NIU	15-23-0	128	0	47	2-14
RU	15-29-2	126	0	19	0-0
ILL					
WIS					
OSU					
PUR					
NW					
MINN					
PSU					
IOWA					

### SACKS/TFL

Game	Sacks	Yds.	TFL	Yards
ASU	1	5	2	6
ORE	0	0	2	11
NIU	2	14	5	30
RU	0	0	3	7
ILL				
WIS				
OSU				
PUR				
NW				
MINN				
PSU				
IOWA				



**NEBRASKA UNDER RILEY**

Overall .....	17-13
vs. AP Ranked Teams .....	2-3
vs. AP Top 10 Teams .....	1-2
vs. Unranked Teams .....	15-10
vs. Big Ten Teams .....	10-8
Home .....	12-5
Road .....	4-7
Neutral .....	1-1
In August .....	0-0
In September .....	8-4
In October .....	4-5
In November .....	4-3
In December .....	1-1
In January .....	0-0
When Rushing for 200 or more yards .....	9-0
When Rushing for 300 or more yards .....	2-0
When Passing for 200 or more yards .....	13-8
When Passing for 300 or more yards .....	4-3
When NU player rushes for 100 yards .....	8-1
When NU has two 100-yard rushers .....	0-0
When NU player has 100 yards receiving .....	4-4
When Opponent has 100 Yd. Rusher .....	2-9
When Scoring 35 or More Points .....	9-2
When Holding Opponent to 10 Pts. or less .....	3-0
When forcing three or more turnovers .....	3-0
When Nebraska scores first .....	12-4
When Nebraska leads at halftime .....	11-2
When Nebraska trails at halftime .....	5-11
When Nebraska is tied at halftime .....	1-0
Games decided by 11 points or more .....	9-3
Games decided by 10 or less .....	7-10
Games decided by 7 or less .....	5-8
Games decided by 3 or less .....	2-4
Overtime games .....	0-2

**2017 TEAM GAME-BY-GAME  
TURNOVER MARGIN**

Game	Turnovers			Takeaways			+/-
	Fumb.	INT	Total	Fumb.	INT	Total	
ASU	0	0	0	0	2	2	+2
ORE	0	4	4	1	1	2	-2
NIU	0	3	3	1	0	0	-2
RUT	0	2	2	0	2	2	0
ILL							
WIS							
OSU							
PUR							
NW							
MINN							
PSU							
IOWA							

**PENALTIES**

Game	NU		Opponent	
	Pen.	Yds.	Pen.	Yds.
ASU	8	75	9	63
ORE	3	25	12	103
NIU	5	48	3	25
RUT	6	46	4	35
ILL				
WIS				
OSU				
PUR				
NW				
MINN				
PSU				
IOWA				

Junior Aaron Williams has been a stalwart in the secondary early in the season. Against Oregon, he posted a career-high 12 tackles and was part of two second-half takeaways. He registered his fourth career interception in the third quarter, before recovering a fumble in the fourth quarter. He is second on the team with 24 tackles, despite missing nearly the entire Rutgers game following a targeting penalty.

In the absence of Kalu and Williams, junior Antonio Reed and senior Kieron Williams stepped up against Rutgers. Reed had a team-high six tackles and an interception.

**RUSHING BATTLE OFTEN HOLDS  
THE KEY TO SUCCESS**

The 2017 season has continued a tell-tale statistic for Nebraska in the running game. Nebraska rushed for 225 yards, while holding Arkansas State to 82 yards on the ground in a 43-36 victory in the season opener.

In a 42-35 loss at Oregon, Nebraska rushed for 109 yards, while the Ducks gained 201 yards on the ground. NU picked up just 85 rushing yards in a loss to Northern Illinois, but rebounded with 197 rushing yards against Rutgers.

- Nebraska is now 16-3 under Head Coach Mike Riley when out-rushing the opposition, and has won 14 straight games when having an advantage in that category.
- In three seasons under Coach Riley, Nebraska is 9-0 when rushing for 200 yards or more, including 4-0 records in both 2015 and 2016.
- Stopping the run also keyed Nebraska victories in 2016. The Blackshirts held five opponents to 88 or fewer rushing yards last season, winning each of those five contests. NU opened by limiting Arkansas State to 82 yards on the ground. The Huskers did hold NIU to just 85 rushing yards despite losing in Lincoln, and held Rutgers to just 68 rushing yards.
- Nebraska has held its last six opponents at Memorial Stadium to 85 or fewer rushing yards, including all three foes in 2017. In its last six home games, NU has allowed a total of 355 rushing yards or 59.2 yards per game.

**HUSKERS STRIVING FOR  
BALANCED OFFENSIVE ATTACK**

The Nebraska offense will continue to strive for a balanced attack in 2017. Nebraska showed its best balance of the season against Arkansas State, and got back to a strong running game against Rutgers with 197 yards on the ground.

The Huskers rushed for 225 yards against the Red Wolves, while passing for 238 yards. It marked the first time NU had topped 200 yards in both rushing and passing since accomplishing that feat in three straight wins against Oregon, Northwestern and Illinois in 2016.

- Running back Tre Bryant rolled up 192 rushing yards, while receiver Stanley Morgan Jr. had 102 receiving yards vs. Arkansas State. It marked the first time Nebraska has had a 100-yard rusher and receiver in the same game since a 2014 victory over Illinois when Ameer Abdullah ran for 208 yards and Kenny Bell had 105 receiving yards.

- Bryant and Morgan duplicated the feat at Oregon, with Bryant rushing for 107 yards and Morgan posting 103 receiving yards. This marked the first time Nebraska has had consecutive games with a 100-yard rusher and a 100-yard receiver since 1983. Heisman Trophy winner Mike Rozier and No. 1 NFL Draft pick Irving Fryar accomplished the feat against Minnesota and UCLA.

**HUSKER BACKS SHARING  
THE LOAD IN RUN GAME**

Sophomore I-back Tre Bryant earned the starting job with a strong preseason practice effort. The 5-11, 200-pound Bryant showed through two games when he was atop the depth chart.

Bryant was strong in games against Arkansas State and Oregon, topping the century mark in both contests. However, he has missed the past two games with a knee injury.

Bryant carried 31 times for 192 yards and a touchdown in the season opener. It marked the most rushing yards for a Husker in 25 games, dating back to Terrell Newby's 198 yards against South Alabama in 2015. Bryant responded with 20 carries for 107 yards and a touchdown at Oregon before leaving with an injury.

- Bryant's 31 carries against Arkansas State were the most by a Husker since Ameer Abdullah carried 35 times for 229 yards against Miami in September of 2014.
  - Bryant's previous career highs were 13 carries for 56 yards against Maryland last season. Bryant reached those totals before halftime against Arkansas State with 13 carries for 78 yards before intermission.
  - With his second straight 100-yard rushing day at Oregon, Bryant was the first Husker to post back-to-back 100-yard rushing games to start the season since Ameer Abdullah in 2013.
  - Bryant's 299 rushing yards through two games was the best by a Husker since Taylor Martinez rushed for 301 yards in the first two games in 2011. Bryant's total was the most by a Husker running back since Marlon Lucky rushed for 323 yards in the first two games of 2007.
  - Bryant has posted the three longest runs of his career over the first two games. He had runs of 24 and 35 yards against Arkansas State and had a 25-yard rush at Oregon.
  - Bryant has been impressive on first down through two games. He is averaging 6.5 yards per carry on 36 first-down rushes. Bryant has two touchdowns and eight runs for a first down on his 36 first-down carries.
  - His 192-yard effort against Arkansas State is the 20th-best rushing outing of the 2017 season in the FBS ranks.
- Nebraska has continued to excel in the run game despite Bryant's absence. Mikale Wilbon rushed for 90 yards against Northern Illinois and had 78 yards vs. Rutgers. Fellow junior Devine Ozigbo posted his second career 100-yard game against the Scarlet Knights, with a career-high 24 carries for 101 yards.

## VETERAN RECEIVING DUO LEADING PASSING ATTACK

Nebraska has the luxury of two veteran and proven pass catchers to lead the receiving corps. Senior De'Mornay Pierson-El and junior Stanley Morgan Jr. both have extensive playing experience and are off to strong starts in 2017. Morgan has 18 receptions for 299 yards and three scores, despite missing the Rutgers game. Pierson-El has caught 17 passes for 210 yards and three touchdowns.

The duo leads a receiving corps that also features a pair of explosive newcomers in redshirt freshman JD Spielman and true freshman Tyjon Lindsey.

- The 299 receiving yards by Morgan through three games was the second-most in NU history through the season's first three contests. His 18 catches through three games were the most in school history.

### MOST CATCHES, FIRST 3 GAMES NEBRASKA HISTORY

Rk.	Player	Receptions
1.	Jordan Westerkamp, 2015	26
2.	Marlon Lucky, 2007	24
3.	<b>Stanley Morgan Jr., 2017</b>	<b>18</b>
	Matt Herian, 2004	18
	Kenny Bell, 2013	18
6.	<b>De'Mornay Pierson-El, 2017</b>	<b>17</b>

### MOST RECEIVING YARDS, FIRST 3 GAMES NEBRASKA HISTORY

Rk.	Player	Yards
1.	Irving Fryar, 1983	415
2.	Jordan Westerkamp, 2015	351
3.	Alonzo Moore, 2016	310
4.	<b>Stanley Morgan Jr., 2017</b>	<b>299</b>

- Morgan opened the 2017 season with a pair of 100-yard receiving games. He is the first player in Nebraska history to have 100 receiving yards in each of the first two games. Morgan fell just shy of tying a school record with three straight 100-yard receiving games when he had six catches for 94 yards against Northern Illinois.
- The Nebraska season record for 100-yard receiving games is four by six Huskers, most recently Jordan Westerkamp in 2015.
- Morgan had seven catches for 103 yards and two touchdowns at Oregon, setting career highs in all three categories. His seven catches bettered five-reception efforts on two previous occasions. His 103 yards were one yard better than his 102 yards in the season opener.
- Morgan had touchdown catches of 28 and 18 yards at Oregon, marking his first career multiple-TD game.
- Morgan surpassed the 1,000-yard career receiving mark with his effort against Northern Illinois. Morgan is the 25th Husker to surpass 1,000 career receiving yards, and ranks 24th in NU history with 1,056 career yards.
- Morgan was Nebraska's second-leading receiver last season with 33 catches for 453 yards and a pair of touchdowns.
- Pierson-El earned All-America honors as a punt returner in 2014 and has continued to grow as a receiver. He had a 12-yard touchdown against Arkansas State in the opener. Pierson-El added four catches for 67 yards and a touchdown at Oregon. He tied his career high with eight

receptions against Northern Illinois, while his 101 receiving yards, was just one shy of his career best. He added his third touchdown catch of the season on an 8-yard catch against Rutgers.

- Pierson-El is poised to quickly join Morgan in the 1,000-yard club. Pierson-El has 72 receptions for 896 yards in his NU career.
- Pierson-El is a versatile performer who is an electrifying punt returner and is used in the NU run game. Against Arkansas State, he rushed two times for 23 yards and narrowly missed a 71-yard touchdown run as he just stepped out of bounds. He had his 12th career punt return of at least 25 yards, with a 63-yarder against Rutgers to set up a touchdown. The 63-yard return was the third-longest of his career.
- Pierson-El has 881 career punt return yards, putting him in position to be the third Husker with 1,000 career punt return yards. His yardage total is third among active FBS players.

### CAREER RECEIVING YARDS

Rk.	Player	Yards
1.	Kenny Bell	2,689
2.	Johnny Rodgers	2,479
...		
13.	Matt Herian	1,243
14.	Irving Fryar	1,196
15.	Guy Ingles	1,157
16.	Tracey Wistrom	1,150
17.	Todd Brown	1,092
18.	Tim Smith	1,089
19.	Bobby Thomas	1,083
	Jon Bostick	1,083
21.	Mike McNeill	1,072
22.	Kyler Reed	1,063
23.	Chuck Malito	1,057
24.	<b>Stanley Morgan Jr.</b>	<b>1,054</b>
25.	Junior Miller	1,045
26.	Alonzo Moore	981
...		
	<b>De'Mornay Pierson-El</b>	<b>896</b>

## LEE BRINGS PASSING TALENT TO NEBRASKA OFFENSE

Quarterback Tanner Lee posted three consecutive 200-yard passing games to begin his Nebraska career.

The 6-4, 220-pound Lee became just the third opening-day starting quarterback for the Huskers since 2010, joining Taylor Martinez and Tommy Armstrong Jr.

Lee threw for a Nebraska-best 299 yards against Northern Illinois, and also ran for two touchdowns against the Huskies. He had thrown for 252 yards and three touchdowns a week earlier at Oregon.

- Lee was the first Nebraska quarterback to throw for 200 yards in their first three Nebraska starts since Joe Ganz did so in his first five starts spanning the 2007 and 2008 seasons.
- The 238 passing yards by Lee vs. ASU were the third-most by an NU quarterback in their starting debut. The yardage total trailed only Ryker Fyfe (407 yards at Purdue, 2015) and Joe Ganz (405 yards at Kansas, 2007). Lee's 238 yards were the most passing yards by a first-time starter in a Husker win.
- Lee has made 23 collegiate starts, including 19 as the starting quarterback at Tulane in 2014 and 2015.

## NATIONAL RANKINGS

### ASSOCIATED PRESS (SEPT. 24)

Rk.	Team (1st)	Record	Points
1.	Alabama (52)	4-0	1,515
2.	Clemson (8)	4-0	1,458
3.	Oklahoma (1)	4-0	1,397
4.	Penn State	4-0	1,304
5.	USC	4-0	1,247
6.	Washington	4-0	1,188
7.	Georgia	4-0	1,136
8.	Michigan	4-0	1,088
9.	TCU	4-0	1,028
10.	Wisconsin	3-0	1,023
11.	Ohio State	3-1	1,016
12.	Virginia Tech	4-0	828
13.	Auburn	3-1	701
14.	Miami	2-0	693
15.	Oklahoma State	3-1	665
16.	Washington State	4-0	551
17.	Louisville	3-1	502
18.	South Florida	4-0	406
19.	San Diego State	4-0	365
20.	Utah	4-0	356
21.	Florida	2-1	342
22.	Notre Dame	3-1	246
23.	West Virginia	3-1	212
24.	Mississippi State	3-1	148
25.	LSU	3-1	92

### USA TODAY COACHES (SEPT. 24)

Rk.	Team (1st)	Record	Points
1.	Alabama (59)	4-0	1,570
2.	Clemson (4)	4-0	1,499
3.	Oklahoma	4-0	1,443
4.	Penn State	4-0	1,328
5.	USC	4-0	1,306
6.	Washington	4-0	1,277
7.	Michigan	4-0	1,152
8.	Georgia	4-0	1,089
9.	Ohio State	3-1	1,066
10.	Wisconsin	3-0	1,029
11.	TCU	4-0	985
12.	Virginia Tech	4-0	877
13.	Miami	2-0	727
14.	Oklahoma State	3-1	687
15.	Auburn	3-1	664
16.	Washington State	4-0	574
17.	South Florida	4-0	522
18.	Louisville	3-1	505
19.	Utah	4-0	437
20.	Florida	2-1	345
21.	San Diego State	4-0	315
22.	LSU	3-1	221
23.	West Virginia	3-1	184
24.	Mississippi State	3-1	132
25.	Florida State	0-2	104

## HUSKERS IN THE 2017 POLLS

Date	AP	C	CFP	Result
Pre.	RV	RV		def. Ark. St, 43-36
Sept. 5	RV	RV		lost to Oregon, 42-35
Sept. 10	--	--		lost to NIU, 21-17
Sept. 17	--	--		def. Rutgers, 27-17
Sept. 24	--	--		

## HOME OF THE HUSKERS

Memorial Stadium's history dates back more than 90 years. In the fall of 1922, a drive for \$430,000 in stadium construction funds was undertaken by faculty, students, alumni and friends of the University.

The stadium was named Memorial Stadium to honor all Nebraskans who served in the Civil and Spanish-American Wars; the 751 Nebraskans who died in World War I; the 3,839 in World War II; the 225 in Korea; the 422 in Vietnam; and those in Iraq.

Construction was completed in a few more than 90 working days and Memorial Stadium was dedicated on Oct. 20, 1923, at the Homecoming game in which Nebraska was held to a scoreless tie by Kansas.

The field at Memorial Stadium was named Tom Osborne Field - after the Huskers' legendary Hall-of-Fame coach - in 1998, one year after Osborne's retirement following 25 years and 255 victories as Nebraska's head coach.

## TOP 10 HOME CROWDS

Rk.	Date	Opponent	Atten.
1.	Sept. 20, 2014	Miami	91,585
2.	Sept. 14, 2013	UCLA	91,471
3.	Aug. 30, 2014	Fla. Atlantic	91,441
4.	Nov. 29, 2013	Iowa	91,260
5.	Sept. 27, 2014	Illinois	91,225
6.	Nov. 22, 2014	Minnesota	91,186
7.	Aug. 31, 2013	Wyoming	91,185
8.	Nov. 2, 2013	Northwestern	91,140
9.	Nov. 1, 2014	Purdue	91,107
10.	Oct. 25, 2014	Rutgers	91,088

## TOP 5 SEASON ATTENDANCE

Rk.	Year	Games	Total	Avg.
1.	2014	7	638,744	91,249
2.	2013	8	727,466	90,933
3.	2016	7	631,402	90,200
4.	2015	7	629,986	89,998
5.	2009	7	601,216	85,888

## LONGEST HOME WIN STREAKS

Rk.	Began	Ended	Wins
1.	Oct. 19, 1991	Oct. 31, 1998	47
2.	Sept. 28, 1901	Oct. 20, 1906	33
3.	Nov. 27, 1998	Nov. 2, 2002	26
4.	Sept. 27, 1969	Nov. 23, 1972	23
5.	Oct. 3, 1981	Nov. 17, 1984	21

Note: All streaks at Memorial Stadium, except for the 33-game home winning streak from 1901 to 1906, which occurred prior to Memorial Stadium opening in 1923.



## GATES CONTINUES TO HOLD DOWN LEFT SIDE OF O-LINE

Junior Nick Gates is the most game-tested of a veteran Nebraska offensive line. The five regular starters on the offensive front all had at least four career starts entering the 2017 season and all five are in at least their fourth year in the program.

- Gates leads the way with 27 career starts, all at left tackle. His 27 starts are the most of any offensive player.
- Gates has started 21 consecutive games at left tackle. The streak is the longest by a Husker at the position Richie Incognito started 22 straight games at the spot in 2002-03.

The stability of Gates at left tackle has been important early in the season, as injuries have forced Nebraska to start three players at right tackle. Against Rutgers, Nebraska started true freshman Brenden Jaimes at right tackle.

## SENIOR KICKER DREW BROWN CONTINUES FAMILY TRADITION

Place-kicker Drew Brown is in his final season with the Huskers after three solid seasons as a starter. One of the nation's top kickers since 2014, Brown earned honorable-mention All-Big Ten recognition in 2016 and was a second-team all-conference pick in 2015. Brown will be a leading contender for the Lou Groza Award and other conference and national honors in 2017.

Brown has made 5-of-6 field goals this season and is a perfect 15-of-15 on extra-point attempts.

Brown connected on 12-of-14 field goals in 2016, including 9-of-10 over the final six games. Brown had a streak of 13 straight made field goals prior to a miss against Illinois last season. The 13 straight field goals marked the third-longest streak in Nebraska history.

- Brown made a pair of fourth-quarter field goals against Rutgers, giving him 52 career field goals. He is third in school history in that category, five behind his brother, Kris, for second on the NU career field goals list. Drew Brown trails career record holder Alex Henery by 16 field goals.
- Brown has 312 career points to rank in a tie for fifth in NU history. He is on pace to finish third in school history in scoring and could challenge his older brother for second place on the scoring list at 388 points. Alex Henery holds the school record with 397 career points.
- Brown's 312 career points are sixth among active Football Bowl Subdivision Players.
- Brown connected on a career-long 51-yard field goal against Purdue last season and has made 20 field goals of at least 40 yards in his career. He is 18-of-25 in his career from 40-49 yards.
- Brown scored 107 points as a sophomore after posting a freshman-record 101 points in 2014. He was the first player in NU history with 100-point seasons as both a freshman and sophomore.
- Brown's 21 field goals in 2015 were second on the NU season list. He made each of his last 11 attempts that season.

- Brown made five field goals against Southern Miss in 2015, all in the first half. The five field goals in a half tied an NCAA record. The five field goals were the most ever by a Husker in Lincoln, and tied a Memorial Stadium record held by two opposing kickers.

## MOST FIELD GOALS IN HUSKER HISTORY

Rk.	Player, Year	FG
1.	Alex Henery, 2007-10	68
2.	Kris Brown, 1995-98	57
3.	Drew Brown, 2014-pres.	52

## CAREER SCORING

Rk.	Player, Year	Points
1.	Alex Henery, 2007-10	397
2.	Kris Brown, 1995-98	388
3.	Eric Crouch, 1998-2001	368
4.	Josh Brown, 1999-2002	315
5.	Mike Rozier, 1981-83	312
	Drew Brown, 2014-present	312

## HUSKERS STRIVING FOR SPECIAL TEAMS CONSISTENCY

Nebraska has had several bright spots in its special teams play in 2017. In addition to Drew Brown's continued strong place-kicking Nebraska made strong statements in the return and punting game through three games.

- Redshirt freshman JD Spielman had a 99-yard kickoff return for a touchdown in the first quarter of the season opener against Arkansas State. His return tied for the fifth-longest in school history and was the first kickoff return score by a Husker since Kenny Bell had a 99-yarder at Penn State in 2013. Spielman averages 38.8 yards per kickoff return to rank fifth in the nation.
  - Sophomore punter Caleb Lightbourn posted one of his best days as a Husker against Northern Illinois. He averaged a career-best 47.3 yards on six punts, including four punts of at least 50 yards. Lightbourn booted a career-long 64-yard punt against Rutgers, and has seven punts of at least 50 yards in 2017. He has pinned the opposition inside the 20 yard line nine times. Lightbourn is averaging 42.3 yards per punt to rank seventh in the Big Ten.
- ## NEBRASKA LOOKS TO CLIMB IN TURNOVER MARGIN
- Nebraska was one of the nation's top teams in 2016 in protecting the football. The Huskers committed just 14 turnovers in 13 games. As a result of the ball security, Nebraska was a +5 in turnover margin, the Huskers' first positive turnover margin since 2009. Nebraska has had mixed results in the turnover area in 2017.
- The Huskers were turnover-free against Arkansas State, while intercepting two Red Wolves' passes.
  - Over the past three games, Nebraska has been a combined -4 in turnover margin. NU did force two second-half Rutgers turnovers to help secure a 10-point win.
  - Nebraska has won 20 consecutive games when it has a positive turnover margin dating back to a 2011 loss to Northwestern. NU is 8-0 under Mike Riley when winning the turnover battle.



## FIVE PLAYERS ELECTED AS 2017 TEAM CAPTAINS

Five players are serving as 2017 captains as voted by their teammates. The group consists of three seniors and two juniors, and three players on offense and two defenders. The 2017 captains also include three Nebraska natives and two players who began their career as walk-ons before earning scholarships.

### 2017 NEBRASKA TEAM CAPTAINS

- Jerald Foster, Jr., OG, Lincoln, Neb.
- Joshua Kalu, Sr., S, Houston, Texas
- Tanner Lee, Jr., QB, Destrehan, La.
- Luke McNitt, Sr., FB, Kearney, Neb.
- Chris Weber, Sr., LB, Elkhorn, Neb.

### CAPTAIN NOTES

- The three Nebraska natives (Foster, McNitt, Weber) to be named captains are the most in-state captains since Nebraska also had three in-state captains in 2001 (Eric Crouch, Jeremy Slechta, Dave Volk). The Huskers have had at least one Nebraska native as a captain for 12 consecutive seasons.
- Foster is the third captain from Lincoln in four seasons, joining Jake Cotton (2014) and Josh Banderas (2016).
- A Husker offensive lineman has served as a captain for five straight seasons. Foster joins Spencer Long (2013), Jake Cotton (2014), Alex Lewis (2015) and Dylan Utter (2016).
- Kalu is the fifth defensive back to be a captain since 2013, joining Ciente Evans (2013), Corey Cooper (2014), Josh Mitchell (2014) and Nathan Gerry (2015, 2016).
- McNitt and Weber are the fourth and fifth players since 2013 to earn the role of a captain after starting their career as a walk-on. They join Spencer Long (2013), Jack Gangwish (2015) and Dylan Utter (2016) in that group.
- McNitt is the first fullback to serve as a captain since Judd Davies in 2003.
- Lee's selection marks the fourth time in six seasons a quarterback has served as a Husker captain, joining Taylor Martinez (2012, 2013) and Tommy Armstrong Jr. (2015).

## NEBRASKA WALK-ON TRADITION CONTINUES

Mike Riley placed six former walk-ons on scholarship before the start of the season. Five of the six members of the group are fifth-year seniors and four are Nebraska natives.

### WALK-ONS AWARDED SCHOLARSHIPS

- Brett Classen, WR (Medina, Minn.)
- Cole Conrad, OL (Fremont, Neb.)
- Tyler Hoppes, TE (Lincoln, Neb.)
- Connor Ketter, TE (Norfolk, Neb.)
- Luke McNitt, FB (Kearney, Neb.)
- Gabe Rahn, WR (Le Mars, Iowa)

Nebraska has a long tradition of relying on its walk-on program to help build the foundation of the program. Six walk-ons have gone on to earn first-team All-America honors for Nebraska, while 13 walk-ons have earned first-team academic All-America recognition.

## 2017 HUSKERS FEATURE PROMINENT FATHERS

Husker fans could see some famous faces at Nebraska games this fall, as three freshmen feature prominent fathers.

- Redshirt freshman JD Spielman is the adopted son of Minnesota Vikings General Manager Rick Spielman, and JD's uncle is former Ohio State All-America linebacker and NFL standout Chris Spielman, who now serves as an NFL analyst for Fox Sports.
- Freshman fullback Ben Miles is the son of former national championship head coach Les Miles. Les compiled a 141-55 record in 15 seasons as a head coach at Oklahoma State and LSU. He led the Tigers to the 2007 national title and an appearance in the 2011 BCS National Championship Game.
- Freshman wide receiver Kade Warner is the son of former two-time NFL MVP Kurt Warner. In addition to a distinguished Arena Football League career, Kurt enjoyed a 12-year NFL career with the St. Louis Rams and the Arizona Cardinals. He threw for more than 32,000 yards in his career and ranks seventh in NFL history with an average of 260.8 passing yards per game. Kurt was also a four-time Pro Bowler, a two-time NFL MVP (1999 & 2001) and the Super Bowl XXXIV MVP. He was inducted into the Pro Football Hall of Fame in 2017.

## NU LOOKS TO REMAIN AMONG ATTENDANCE LEADERS

Nebraska averaged 90,200 fans for seven home games in 2016 to rank 10th nationally in average attendance. That marked the fourth straight year Nebraska ranked 11th or higher in average attendance. NU averaged 89,998 fans for its seven games in 2015, to rank 11th in the nation and fourth among Big Ten schools.

In 2014, Nebraska was 10th in home attendance with 91,249 fans per game. The average attendance for seven home games was the largest ever at Memorial Stadium, bettering the 2013 mark of 90,933 per game. NU has ranked in the top 20 nationally in attendance each of the 18 years with available attendance figures.

## NCAA-RECORD SELLOUT STREAK ROLLS INTO 2017

One of the most remarkable streaks in college sports continues in 2017. Nebraska has sold out every game at Memorial Stadium since Nov. 3, 1962, a streak of 357 consecutive sellouts, 99 more than second-place Notre Dame.

- Nebraska owns a 305-52 (.854) record during the sellout streak.
- The overall attendance during the streak is nearly 27 million fans.

### LONGEST SELLOUT STREAKS IN NCAA HISTORY

Rk.	School	Total
1.	Nebraska	357
2.	Notre Dame	258

## HUSKER HIGHLIGHTS

1

Nebraska football is the only team in any sport in NCAA history to boast 100 athletic All-Americans and 100 academic All-Americans.

3

Three Huskers have won the Heisman Trophy, all since 1972. Johnny Rodgers won in 1972, Mike Rozier in 1983 and Eric Crouch in 2001.

4

Nebraska ranks fourth in NCAA history with 891 all-time victories. The Huskers are one of only 10 teams with 800 all-time wins.

5

Nebraska has won five national titles: 1970, 1971, 1994, 1995 and 1997. The Huskers have won the second-most national titles of any school in the country since 1970.

9

Nebraska ranks ninth nationally with a total of 23 former players and coaches (17 players, six coaches) who have been enshrined in the College Football Hall of Fame.

24

Nebraska leads the nation with a former Husker on a Super Bowl roster for 24 consecutive years.

46

The Huskers have won 46 conference titles in program history, the most of any school in the country. This includes 33 perfect conference seasons and 27 unbeaten seasons.

53

Nebraska ranks third in NCAA history with 53 all-time bowl appearances. The Huskers are one of only five teams to appear in 50 bowl games.

55

Nebraska is one of only five programs to have at least one player selected in each of the past 55 NFL Drafts.

107

Nebraska football has totaled 107 CoSIDA Academic All-Americans, the most of any team in any sport in NCAA history.

329

Across all sports, the University of Nebraska has totaled a nation-leading 329 CoSIDA Academic All-Americans, 74 more than any other school.

357

Memorial Stadium has been sold out for an NCAA-record 357 consecutive games dating back to Nov. 3, 1962.










**NATIONAL TITLES (SINCE 1970)**

	<b>ALABAMA CRIMSON TIDE</b>	<b>10</b>
	<b>NEBRASKA CORNHUSKERS</b>	<b>5</b>
	<b>MIAMI HURRICANES</b>	<b>5</b>

**COACHES NATIONAL TITLES**

	<b>ALABAMA CRIMSON TIDE</b>	<b>9</b>
	<b>OKLAHOMA SOONERS</b>	<b>6</b>
	<b>USC TROJANS</b>	<b>5</b>
	<b>NEBRASKA CORNHUSKERS</b>	<b>4</b>

**AP NATIONAL TITLES**

	<b>ALABAMA CRIMSON TIDE</b>	<b>10</b>
	<b>NOTRE DAME FIGHTING IRISH</b>	<b>8</b>
	<b>OKLAHOMA SOONERS</b>	<b>7</b>
	<b>MIAMI HURRICANES</b>	<b>5</b>
	<b>OHIO STATE BUCKEYES</b>	<b>5</b>
	<b>USC TROJANS</b>	<b>5</b>
	<b>NEBRASKA CORNHUSKERS</b>	<b>4</b>

**9-WIN SEASONS**

	<b>NEBRASKA CORNHUSKERS</b>	<b>50</b>
	<b>ALABAMA CRIMSON TIDE</b>	<b>47</b>
	<b>OKLAHOMA SOONERS</b>	<b>44</b>

**10-WIN SEASONS**

	<b>OKLAHOMA SOONERS</b>	<b>37</b>
	<b>ALABAMA CRIMSON TIDE</b>	<b>36</b>
	<b>MICHIGAN WOLVERINES</b>	<b>28</b>
	<b>NEBRASKA CORNHUSKERS</b>	<b>27</b>

**NEBRASKA OWNS BIG ADVANTAGE AT MEMORIAL STADIUM**

Nebraska has rewarded the loyalty of its fans with great success at Memorial Stadium.

- Nebraska has won at least six home games in 24 of the past 30 seasons, including 2016. NU is 171-29 (.855) at home since 1989.
- NU was 7-0 at home in 2016, marking the Huskers' first perfect home season since 2012.
- The Huskers are 18-7 in Big Ten home games since joining the league in 2011.
- In the past three decades, NU has had three home winning streaks of 20 or more games and has posted 41 unbeaten and untied home seasons.
- The Huskers are 540-148-20 (.777, 708 games, 128 years) in Lincoln, and 415-125-13 (.762, 553 games, 94 years) in Memorial Stadium (since 1923).

**NEBRASKA TO HONOR 1997 NATIONAL TITLE TEAM**

Nebraska will celebrate the 20th anniversary of the 1997 national championship team this season, culminating with a team reunion on Oct. 7 when the Huskers host Wisconsin at Memorial Stadium.

- The 1997 Huskers (13-0) won the fifth national title in school history and third in four years. Nebraska was voted No. 1 in the coaches' poll, while Michigan (12-0) was voted No. 1 in the Associated Press poll.
- The 1997 season marked Tom Osborne's final season on the Husker sideline, as the Hall-of-Fame coach capped his career with a 42-17 win over No. 3 Tennessee in the Orange Bowl. Osborne ended his 25-year career with a 255-49-3 record, 13 conference championships and three national titles.
- Nebraska's senior class capped a remarkable run with its 1997 national title. In their four seasons, the Husker seniors compiled a 49-2 record with three undefeated national championship seasons.

**EIGHT HUSKER GREATS ADDED TO RETIRED JERSEY GROUP**

The Nebraska Athletics Department posthumously honored eight members of the College Football Hall of Fame by adding them to a prestigious group of former Cornhuskers with retired jerseys.

The group of eight Hall of Fame players now have their names displayed on the façade of the North Stadium. They were honored at the season opener against Arkansas State. The uniform numbers of those retired jerseys will continue to be used, but the eight names will join 17 other former Huskers with their jerseys retired.

Nebraska College Football Hall of Fame players added to the retired jersey fraternity include **Guy Chamberlin, Ed Weir, Clarence Swanson, George Sauer, Sam Francis, Forrest Behm, Bobby Reynolds** and **Wayne Meylan**.

**NEBRASKA AMONG NATION'S TOP ALL-TIME PROGRAMS**

Nebraska is in its 128th season of college football and owns an 891-374-40 all-time record in 1,305 games (.698). Since 1970, NU has a 457-132-5 record (.774).

- Nebraska is one of 10 programs with 800 all-time victories, ranking fourth in NCAA history with 890 wins.
- Nebraska is the nation's winningest program over the last 40, 50 and 60 years.
- Nebraska was the first team in NCAA history to win 100 games in consecutive decades, leading the nation with 103 wins in the 1980s and ranking second with 108 wins in the 1990s.

**NEBRASKA AMONG LEADERS IN NATIONAL TITLES**

Nebraska has won five national titles in program history - all since 1970 - as the Huskers have won the second-most national titles since 1970. NU also ranks highly in most Associated Press national championship and most coaches' poll national titles. The Huskers have won four AP and four coaches' poll national championships. In 1997, Nebraska was crowned national champion by the coaches, but NU finished second to Michigan in the AP poll. In 1970, Nebraska was awarded the AP national title, but Texas was No. 1 in the coaches' poll, as the coaches released their final poll prior to the bowl games. Texas lost its bowl games, while Nebraska defeated No. 5 LSU.




**MOST NATIONAL TITLES SINCE 1970**

Rk.	School	Total
1.	Alabama	10
2.	Nebraska	5
	Miami	5




**NATIONAL LEADER IN CONFERENCE CROWNS**

Nebraska has won a nation-leading 46 conference titles. NU won three Western Inter-State University Foot Ball Association championships, 12 Missouri Valley Conference titles (in 18 seasons), nine Big 6 titles, 20 Big Eight championships (in 36 seasons) and two Big 12 titles. The Huskers appeared in six Big 12 Championship Games before playing in the 2012 Big Ten Championship Game in only their second season in the league.

**MOST CONFERENCE TITLES**

	<b>NEBRASKA CORNHUSKERS</b>	<b>46</b>
	<b>OKLAHOMA SOONERS</b>	<b>45</b>
	<b>MICHIGAN WOLVERINES</b>	<b>42</b>





**ALL-TIME BOWL APPEARANCES**

	<b>ALABAMA CRIMSON TIDE</b>	<b>62</b>
	<b>NEBRASKA CORNHUSKERS</b>	<b>53</b>
	<b>TEXAS LONGHORNS</b>	<b>53</b>

**ACADEMIC ALL-AMERICANS**

	<b>NEBRASKA FOOTBALL</b>	<b>107</b>
	<b>PENN STATE FOOTBALL</b>	<b>65</b>
	<b>NOTRE DAME FOOTBALL</b>	<b>60</b>

**NCAA TODAY'S TOP 10 AWARDS**

	<b>NEBRASKA FOOTBALL</b>	<b>9</b>
	<b>GEORGIA WOMEN'S SWIM &amp; DIVE</b>	<b>6</b>
	<b>ALABAMA FOOTBALL</b>	<b>5</b>
	<b>ALABAMA WOMEN'S GYMNASTICS</b>	<b>5</b>

**HUSKERS RANK NEAR TOP OF ALL-TIME AP RANKING**

The Associated Press weekly poll began in 1936 and has been a fixture in college football ever since. In August of 2016 the AP released an all-time top 100 for the first time, ranking programs over the 80-year history of the poll. The poll was updated following the 2016 campaign.

Nebraska checks in at No. 6 in the all-time rankings and is one of three Big Ten programs in the top seven in the poll. Nebraska has appeared in 65 percent of all polls since 1936 and has been ranked No. 1 in 72 polls.

**ASSOCIATED PRESS ALL-TIME TOP 10**

Rk.	School	Points
1.	Ohio State	1,128
2.	Oklahoma	1,070
3.	Notre Dame	1,045
4.	Alabama	1,039
5.	Southern California	980
6.	<b>Nebraska</b>	<b>913</b>
7.	Michigan	910
8.	Texas	826
9.	Florida State	730
10.	Florida	689

**A HOLIDAY TRADITION**

Nebraska participated in its 53rd all-time bowl game with its appearance in the 2016 Franklin American Mortgage Music City Bowl.

Nebraska is one of only five programs with 50 or more bowl appearances, and its 53 bowl appearances are tied for second nationally, trailing only Alabama (63).

- The Huskers have played in the postseason in 46 of the past 48 seasons.
- Nebraska appeared in an NCAA-record 35 straight bowl games from 1969 to 2003.

- NU owns a 26-27 all-time bowl record, and the 26 bowl victories rank seventh nationally.

**HUSKERS IN THE NFL**

Nebraska has a long-standing tradition of being one of the leading programs in putting players into the National Football League.



Twenty-five Huskers are currently on NFL rosters, including 18 on active 53-man rosters. Another three players are on NFL practice squads with three players on injured reserve.


The group is led four-time All-Pro and five-time Pro Bowl selection Ndamukong Suh who is in his third season with the Miami Dolphins. Linebacker Lavonte David is a captain of the Tampa Bay Buccaneers and has more than 650 tackles in five NFL seasons. David is a two-time All-Pro.

- Nebraska has had more than 400 players see action in the National Football League.
- At least one Husker has been selected in 55 consecutive NFL Drafts, the fifth-longest streak in NFL history.
- Two or more Huskers were taken in every NFL Draft from 1963 to 2016, the longest such streak in Draft history.
- A former Husker has appeared on a Super Bowl roster for 24 consecutive years, the longest streak in the nation.
- Since 1997, Nebraska ranks second in the Big Ten Conference with 89 NFL draftees.

**HUSKERS ON 2017 NFL ROSTERS**

- Ameer Abdullah, RB, Detroit Lions
- Prince Amukamara, CB, Chicago Bears
- Zaire Anderson, LB, Denver Broncos
- Rex Burkhead, RB, New England Patriots
- Cethan Carter, TE, Cincinnati Bengals
- Maliek Collins, DT, Dallas Cowboys
- Will Compton, LB, Washington Redskins
- Jared Crick, DE, Denver Broncos (IR)
- Lavonte David, LB, Tampa Bay Buccaneers
- Quincy Enunwa, WR, New York Jets (IR)
- Nathan Gerry, LB, Philadelphia Eagles (practice)
- Randy Gregory, DE, Dallas Cowboys (susp.)
- Richie Incognito, OG, Buffalo Bills
- Andy Janovich, FB, Denver Broncos
- Stanley Jean-Baptiste, CB, Jacksonville Jaguars (Practice)
- Sam Koch, P, Baltimore Ravens
- Alex Lewis, OL, Baltimore Ravens (IR)
- Spencer Long, C, Washington Redskins
- Niles Paul, TE, Washington Redskins
- Brent Qvale, OL, New York Jets
- Brandon Reilly, WR, Buffalo Bills (practice)
- Jeremiah Sirles, OL, Minnesota Vikings
- Matt Slauson, OG, Los Angeles Chargers
- Ndamukong Suh, DT, Miami Dolphins
- Vincent Valentine, NT, New England Patriots

**ALL-TIME VICTORIES**

	<b>MICHIGAN WOLVERINES</b>	<b>939</b>
	<b>NOTRE DAME FIGHTING IRISH</b>	<b>899</b>
	<b>TEXAS LONGHORNS</b>	<b>892</b>
	<b>NEBRASKA CORNHUSKERS</b>	<b>891</b>


**MOST WINS LAST 60 YEARS**

	<b>NEBRASKA CORNHUSKERS</b>	<b>539</b>
	<b>ALABAMA CRIMSON TIDE</b>	<b>521</b>
	<b>OKLAHOMA SOONERS</b>	<b>520</b>
	<b>OHIO STATE BUCKEYES</b>	<b>513</b>





**MOST WINS LAST 50 YEARS**

	<b>NEBRASKA CORNHUSKERS</b>	<b>478</b>
	<b>OHIO STATE BUCKEYES</b>	<b>454</b>
	<b>OKLAHOMA SOONERS</b>	<b>454</b>

**MOST WINS LAST 40 YEARS**

	<b>NEBRASKA CORNHUSKERS</b>	<b>378</b>
	<b>FLORIDA STATE SEMINOLES</b>	<b>367</b>
	<b>OHIO STATE BUCKEYES</b>	<b>363</b>

**MOST WINS LAST 30 YEARS**

	<b>FLORIDA STATE SEMINOLES</b>	<b>281</b>
	<b>NEBRASKA CORNHUSKERS</b>	<b>277</b>
	<b>OHIO STATE BUCKEYES</b>	<b>275</b>
	<b>FLORIDA GATORS</b>	<b>274</b>

## HUSKER FOOTBALL FACTS HISTORY

Season of Football.....	128th
All-Time Games Played .....	1,305
All-Time Record .....	891-373-40 (.698)
National Ranking in All-Time Wins .....	4th
All-Time Bowl Appearances .....	53
National Ranking in Bowl Appearances .....	2nd
All-Time Bowl Record .....	26-27

## CHAMPIONSHIPS

National Championships .....	5
Back-to-Back National Championships .....	2
Undefeated Seasons .....	11
Perfect Seasons .....	9
Conference Championships .....	46

## RECORD BREAKDOWN

Home Games .....	540-148-20 (.777)
Memorial Stadium .....	415-125-13 (.762)
Record in August .....	13-0-0 (1.000)
Record in September .....	176-43-6 (.796)
Record in October .....	360-140-19 (.712)
Record in November .....	305-156-15 (.657)
Record in December .....	22-14-0 (.611)
Record in January .....	14-21-0 (.400)
Record in February .....	1-0-0 (1.000)
In Overtime.....	8-3
At Night .....	95-39-3
When Scoring 35+ Points .....	365-8
When Allowing 10 Points or Less .....	251-7-1
vs. Big Ten Teams .....	113-87-10
• In Big Ten Play (since 2011).....	32-19
• Home .....	18-7
• Away.....	14-11
• Neutral .....	0-1
vs. Ranked Teams .....	104-125-3
• Home .....	50-38-0
• Away.....	29-63-3
• Neutral .....	25-24-0
• as No. 1 Team .....	46-7-1

## STREAKS

Consecutive Games Scoring a Point .....	274
Consecutive Home Games Scoring a Point.....	323
Consecutive Home Sellouts .....	357
Record in Sellout Streak .....	305-52
• vs. Ranked Teams .....	45-27

## INDIVIDUAL HONORS

College Football Hall of Fame Players .....	17
College Football Hall of Fame Coaches.....	6
First-Team All-Americans .....	110
CoSIDA Academic All-Americans* .....	107
NCAA Top Ten Award Winners* .....	9
Heisman Trophy Winners .....	3
Walter Camp Award Winners .....	3
Maxwell Trophy Winners .....	1
Outland Trophy Winners*.....	9
Lombardi Trophy Winners.....	5
Butkus Award Winners.....	1
Johnny Unitas Golden Arm Award Winners..	1
Davey O'Brien Award Winners .....	1
Rimington Award Winners.....	1
Bednarik Award Winners .....	1
Nagurski Trophy Winners .....	1
Retired Jerseys .....	25
All-Conference Selections .....	518

\*Total leads the nation

## 2017 SEASON NOTEBOOK SCHEDULE NOTES

• Nebraska will play seven games against teams that played in a bowl game last year, including Ohio State (Fiesta Bowl - College Football Playoff Semifinal), Penn State (Rose Bowl) and Wisconsin (Cotton Bowl), all of which played in a New Year's Six Bowl last season.

• The Huskers will face three teams who won 11 games last season in Ohio State (11-2), Penn State (11-3) and Wisconsin (11-3). All three of those teams also finished the 2016 season with a top-10 ranking in the AP poll, as Ohio State was sixth, Penn State was seventh and Wisconsin was ninth.

• Nebraska will play five conference home games for the first time in program history this fall, as all seven Big Ten West Division teams will play five league games at home and four on the road.

• Five of Nebraska's seven home games are against teams who qualified for a bowl game last season, including each of the final four home games.

• In Big Ten play, NU will travel to Illinois (Sept. 29), Purdue (Oct. 28), Minnesota (Nov. 11) and Penn State (Nov. 18). The Huskers will be seeking their first win at Illinois since 1986 and first win at Purdue since 1958.

• The 2017 Big Ten Championship Game is scheduled for Saturday, Dec. 2 at 7 p.m. on FOX. The game will be played at Lucas Oil Stadium in Indianapolis, the site of each of the first six Big Ten Championship Games. Nebraska made its lone appearance in the championship game in 2012.

## COACHING STAFF NOTES

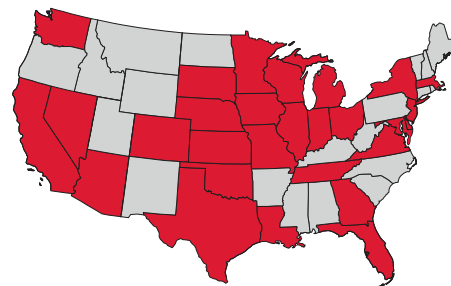
• Head Coach **Mike Riley** is in his 17th season as a collegiate head coach in 2017. Riley's 17 years of experience rank ninth nationally among all active FBS head coaches.

• Nebraska's 10 full-time head coaches boast a combined 190 years of collegiate coaching experience, including 113 seasons in Power Five Conferences.

• The Husker staff also features four coaches with a combined 14 years of NFL coaching experience including **Mike Riley** (three seasons as an NFL head coach and one season as an NFL assistant coach), **Reggie Davis** (four seasons as an NFL assistant), **Danny Langsdorf** (four seasons as an NFL assistant) and **Mike Cavanaugh** (two seasons as an NFL assistant).

• Nebraska welcomes three new additions to its full-time coaching staff for the 2017 season. **Bob Diaco** takes over as the Huskers' defensive coordinator, while **Scott Booker** will coach NU's safeties and **Donté Williams** - whose Nebraska debut came in the 2016 Music City Bowl - will tutor the Husker cornerbacks.

• **Bob Elliott** (1953-2017) passed away in July after being hired in February to coach the Husker safeties. The Nebraska coaching staff will honor Elliott by wearing a game day patch with the initials "BE".



## ROSTER NOTES

• Nebraska's 2017 roster features players from 28 states and one Canadian province.

• The Huskers have 48 homegrown Nebraska players on the 2017 roster.

• The roster includes seven additional states with at least four players. The Huskers have eight players from both California and Florida, seven from Louisiana and Texas, six from Missouri and four each from Colorado and Illinois.

• Nebraska's 2017 freshman class features players from 15 states, including multiple players from Nebraska (15), California (2), Florida (2) and Texas (2).

• NU could have its first-ever letterwinner from the state of Delaware this fall, as linebacker **Avery Roberts** (Wilmington, Del.) has seen the field as a true freshman this season after enrolling at Nebraska in January. The Huskers have had a letterwinner from 45 of the 50 states (every state except Delaware, Idaho, Kentucky, New Hampshire and Rhode Island).

• Nebraska features a 129-player roster. The roster is unofficially the third-largest roster in the country behind Army (174) and Navy (173).

• Nearly two-thirds of the Huskers' 2017 roster are underclassmen, as 81 of Nebraska's 129 players are either freshmen or sophomores.

## ACADEMIC NOTES

• Nebraska has always placed an emphasis on academic success, as the Husker football program has produced more CoSIDA Academic All-Americans than any other sport in NCAA history. With that emphasis, it has become a trend in recent years for many NU football players to earn their degree before playing in their final game.

• Three Huskers - fullback **Harrison Jordan**, defensive lineman **Joel Lopez** and wide receiver **Gabe Rahn** - will play the 2017 season as graduate students.

• As many as 17 Huskers could earn their degree by the end of the fall semester. That would continue an impressive recent early graduation trend for Nebraska, as 39 of the 50 players in **Mike Riley's** first two senior classes obtained their degree before playing in their final game.



## THE ILLINOIS FIGHTING ILLINI



Illinois is just one victory away from matching last year's win total, as the Fighting Illini are 2-1 in **Lovie Smith's** second season. Illinois was off last week and has not played since a 47-23 road loss at No. 22 South Florida on Sept. 15. The Fighting Illini are opening their Big Ten schedule with Nebraska for the fifth straight season. Illinois features one of the youngest teams in the country, as the Illini had started more true freshmen (9) than any team in the nation and played more true freshmen (17) than any team except LSU through the first three weeks of the season.

Illinois is last in the Big Ten and 119th nationally in total offense (290 yards per game), including 110 rushing yards per game (110th nationally) and 180 passing yards per game (102nd). Defensively, Illinois is allowing 433 yards of total offense per game to rank last in the Big Ten and 100th nationally. The Illini have forced five turnovers and rank 38th nationally with an average of nearly three sacks per game.

**Mike Epstein** is the Illini's leading rusher with 221 yards, including a 111-yard effort against Western Kentucky in his last home game. Quarterback **Chayce Crouch** is the Illini's second-leading rusher with 56 yards through three games. Through the air, Crouch is completing 51.6 percent of his passes and has thrown for 328 yards with one touchdown and three interceptions. **Mike Dudek** leads Illinois with 14 catches and 158 receiving yards.

Defensively, **Del'Shawn Phillips** leads Illinois with 32 tackles, and his 10.7 tackles per game are second in the Big Ten and 16th nationally. **Bobby Roundtree** has recorded 3.0 sacks in three games, ranking 12th nationally in sacks per game.

## NEBRASKA VS. ILLINOIS SERIES HISTORY

Nebraska owns a 10-3-1 all-time record against Illinois, and the Huskers have won five of the past six meetings, including three of the first four contests as Big Ten Conference foes. In Nebraska's last trip to Illinois in 2015, Wes Lunt threw a 1-yard touchdown pass to Geronimo Allison with 10 seconds remaining and Taylor Zalewski converted the extra point to lift the Fighting Illini to a 14-13 win. That game - Nebraska's only visit to Champaign since joining the Big Ten in 2011 - marked the Huskers' first loss to the Fighting Illini since 1924.

- **All-Time Series:** NU leads, 10-3-1
- **Big Ten Series:** NU leads, 3-1
- **At Champaign:** Tied, 2-2-1
- **Current Win Streak:** NU, 1 game

## ABOUT ILLINOIS FOOTBALL

Like Nebraska, Illinois is a five-time national champion, although the Fighting Illini's last title came in 1951. Illinois has claimed 15 Big Ten titles in its history, most recently in 2001. The Illini's last Big Ten Conference victory - a 31-27 win over Michigan State last November - marked the 600th all-time win in program history. Illinois has appeared in 18 bowl games, most recently a 20-14 win over UCLA in the 2011 Kraft Fight Hunger Bowl.

- **First Season:** 1890
- **All-Time Record:** 602-576-51
- **Conference Titles:** 15
- **National Titles:** 5 (1914, 1919, 1923, 1927, 1951)
- **Bowl Record:** 8-10
- **Stadium:** Memorial Stadium

## ILLINOIS TEAM STATS

		RUSHING		TOTAL YARDS	
ILL	110.3 YDS	● ● ●	● ● ●	290.0 YDS	
OPP	184.3 YDS	● ● ● ●	● ● ● ●	433.3 YDS	
		PASSING		SCORING	
ILL	179.7 YDS	● ● ●	● ● ●	22.3 PPG	
OPP	248.7 YDS	● ● ● ●	● ● ● ●	25.0 PPG	
		RED ZONE		3RD-DOWNS	
ILL	89%	● ● ● ●	● ● ● ●	40%	
OPP	73%	● ● ●	● ● ●	51%	

## FIGHTING ILLINI STAT LEADERS

PASSING	CMP-ATT-INT	PCT	YDS	TD	
Chayce Crouch	32-62-3	51.6	328	1	
Jeff George Jr.	12-22-2	54.5	211	1	
RUSHING	ATT.	YDS	YPC	TD	
Mike Epstein	40	221	5.5	3	
Chayce Crouch	28	56	2.0	1	
Kendrick Foster	11	26	2.4	0	
RECEIVING	REC.	YDS	YPC	TD	
Mike Dudek	14	158	11.3	1	
Malik Turner	11	97	8.8	0	
Ricky Smalling	5	107	21.4	0	
TACKLES	SOLO	ALL	TFL	SACKS	
Del'Shawn Phillips	15	32	1.0	0.5	
Tre Watson	12	23	1.5	0.0	
Bennett Williams	10	21	0.5	0.0	
Cameron Watkins	9	16	1.0	0.0	
Nate Hobbs	12	14	1.0	0.0	
PUNTING	NO.	YDS	AVG.	LG	I20
Blake Hayes	18	712	39.6	54	4
FIELD GOALS	MADE	ATT	PCT.	LG	
Chase McLaughlin	3	4	75.0	40	
PUNT RETURNS	RET.	YDS	YPR	TD	
Mike Dudek	4	55	13.8	0	
KICK RETURNS	RET.	YDS	YPR	TD	
Kendrick Foster	6	130	21.7	0	

## NEBRASKA CORNHUSKERS (2-2)



HEAD COACH  
**MIKE RILEY**

- 17-13 (at Nebraska)
- 110-93 (Career Record)
- 1-1 vs. Illinois

## 2017 SCHEDULE &amp; RESULTS

9/2	Arkansas St.	W, 43-36
9/9	@ Oregon	L, 35-42
9/16	Northern Illinois	L, 17-21
9/23	Rutgers	W, 27-17
9/29	@ Illinois	7 p.m.
10/7	Wisconsin	TBA
10/14	Ohio St.	TBA
10/28	@ Purdue	TBA
11/4	Northwestern	TBA
11/11	@ Minnesota	TBA
11/18	@ Penn St.	TBA
11/24	Iowa	3 p.m.

## STATISTICAL RANKING COMPARISON

B1G	NAT.	CATEGORY	NAT.	B1G
11th	78th	Rushing Offense	110th	14th
8th	72nd	Passing Offense	102nd	12th
11th	89th	Total Offense	119th	14th
9th	66th	Scoring Offense	105th	14th
4th	29th	Rushing Defense	96th	13th
14th	96th	Pass Defense	83rd	9th
8th	57th	Total Defense	100th	14th
13th	88th	Scoring Defense	65th	11th
10th	91st	3rd-Down Offense	72nd	7th
11th	68th	3rd-Down Defense	123rd	14th
7th	52nd	Red Zone Offense	47th	5th
4th	29th	Red Zone Defense	96th	13th
8th	53rd	Net Punting	78th	11th
8th	55th	Punt Returns	20th	3rd
6th	46th	Penalty Yards	105th	13th
12th	90th	Turnover Margin	59th	7th

## ILLINOIS FIGHTING ILLINI (2-1)



HEAD COACH  
**LOVIE SMITH**

- 5-10 (at Illinois)
- 5-10 (Career Record)
- 0-1 vs. Nebraska

## 2017 SCHEDULE &amp; RESULTS

9/2	Ball St.	W, 24-21
9/9	Western Kentucky	W, 20-7
9/15	@ South Florida	L, 23-47
9/29	Nebraska	7 p.m.
10/7	@ Iowa	11 a.m.
10/14	Rutgers	TBA
10/21	@ Minnesota	2:30/3 p.m.
10/28	Wisconsin	11 a.m.
11/4	@ Purdue	TBA
11/11	Indiana	TBA
11/18	@ Ohio St.	TBA
11/25	Northwestern	TBA

**THE MIKE RILEY FILE****HEAD COACHING RECORD**

- **Overall:** 175-168 (26th season)
- **College:** 110-93 (17th season)
- **Nebraska:** 17-13 (Third season)

**FAMILY**

- **Wife:** Dee
- **Children:** Matthew, Kate
- **Grandchildren:** Elijah Jo, Cecilia

**COACHING NUMBERS**

- 43 Years of Coaching Experience
- 26 Years as a Head Coach
- 17 Years as a Collegiate Head Coach
- 9 Years as a Professional Head Coach
- 3 Years as an NFL Head Coach
- 17 Years as an Assistant Coach
- 13 Years as a Collegiate Assistant Coach
- 4 Years as a Professional Assistant Coach
- 1 Year as an NFL Assistant Coach

**HEAD COACHING EXPERIENCE****NEBRASKA**

- 2015-present (3rd season; 17-13 record)

**OREGON STATE**

- 2003-14 (12 seasons; 85-66 record)
- 1997-98 (2 seasons; 8-14 record)
- 14 overall seasons; 93-80 record)
- 6-2 record in eight bowl games
- 2008 Pac-10 Coach of the Year

**SAN DIEGO CHARGERS**

- 1999-2001 (3 seasons; 14-34 record)

**SAN ANTONIO RIDERS (WFLA)**

- 1991-92 (2 seasons; 11-9 record)

**WINNIPEG BLUE BOMBERS (CFL)**

- 1987-90 (4 seasons; 40-32 record)
- 2 Grey Cup Championships (1987, 1990)

**ASSISTANT COACH EXPERIENCE****NEW ORLEANS SAINTS**

- Assistant Head Coach (2002)

**USC**

- Assistant Head Coach/  
Offensive Coordinator (1993-96)

**NORTHERN COLORADO**

- Defensive Coordinator (1986)

**WINNIPEG BLUE BOMBERS (CFL)**

- Assistant Coach (1983-85)

**LINFIELD COLLEGE**

- Defensive Coordinator (1977-82)
- NAIA National Championship (1982)

**WHITWORTH COLLEGE**

- Graduate Assistant (1976)

**CALIFORNIA**

- Graduate Assistant (1975)

**PLAYING EXPERIENCE**

- Alabama (CB)
- National Championship (1973)

**N HEAD COACH MIKE RILEY**

Mike Riley boasts 43 years of coaching experience at the collegiate or professional level, including 26 years as a head coach. Below are some of his career coaching highlights:

- The only head coach in college football to win a professional title as a head coach
- Has been a champion at the NAIA, NCAA FBS and professional levels
- Won two Grey Cup titles in four seasons as a Canadian Football League head coach
- In his first season as a head coach, led Winnipeg to the 1987 Grey Cup title
- Defensive coordinator for Linfield College, the 1982 NAIA national champions
- Was a cornerback on Alabama's 1973 national championship team
- 1 of 8 active FBS head coaches who was also an NFL head coach (Chargers, 1999-2001)
- Named the No. 2 most underrated coach in a 2014 ESPN survey of FBS head coaches
- 2008 Pac-12 Coach of the Year
- Guided NU to the third-largest regular-season win improvement in school history in 2016
- Led Nebraska to its highest College Football Playoff ranking in 2016 (No. 10)
- Became the fourth Husker coach to win a bowl game in his first season
- Won 93 games at Oregon State and is the Beavers' all-time wins leader
- Ranks 11th all-time in Pac-12 history with 58 conference wins at OSU
- 1 of 6 coaches in NCAA history to win his first five bowl games
- 16 wins over ranked opponents in 16 seasons, including 15 wins in the last 12 seasons
- Only active coach to have two players win the Biletnikoff Award

**OVERALL COACHING EXPERIENCE\***

Nick Saban (Alabama)	45 Years
<b>Mike Riley (Nebraska)</b>	<b>43 Years</b>
Bill Snyder (Kansas State)	42 Years
Rocky Long (San Diego State)	42 Years

\*College and professional experience only

**HEAD COACHING EXPERIENCE**

Brian Kelly (Notre Dame)	28 Years
<b>Mike Riley (Nebraska)</b>	<b>26 Years</b>
Bill Snyder (Kansas State)	26 Years
Three Others with	24 Years

**PRO HEAD COACHING EXPERIENCE**

Lovie Smith (Illinois)	11 Years
<b>Mike Riley (Nebraska)</b>	<b>9 Years</b>
Butch Davis (FIU)	4 Years
Jim Harbaugh (Michigan)	4 Years
Jim Mora Jr. (UCLA)	4 Years

**NFL HEAD COACHING EXPERIENCE**

Lovie Smith (Illinois)	11 Years
Butch Davis (FIU)	4 Years
Jim Harbaugh (Michigan)	4 Years
Jim Mora Jr. (UCLA)	4 Years
<b>Mike Riley (Nebraska)</b>	<b>3 Years</b>

**WINS AT POWER FIVE CONFERENCE SCHOOLS AMONG ACTIVE COACHES**

Bill Snyder (Kansas St.)	204
Nick Saban (Michigan St., LSU, Alabama)	200
Mark Richt (Georgia, Miami)	156
Kirk Ferentz (Iowa)	140
Urban Meyer (Utah, Florida, Ohio St.)	129
Mike Leach (Texas Tech, Washington St.)	117
<b>Mike Riley (Oregon St., Nebraska)</b>	<b>110</b>

**BOWL WINS AMONG ACTIVE COACHES**

Urban Meyer (Utah, Florida, Ohio St.)	10
Nick Saban (Michigan St., LSU, Alabama)	10
Kyle Whittingham (Utah)	10
Mark Richt (Georgia, Miami)	9
Gary Patterson (TCU)	8
Bill Snyder (Kansas St.)	8
<b>Mike Riley (Oregon St., Nebraska)</b>	<b>7</b>

**ALL-TIME BOWL WINNING PERCENTAGE (MINIMUM 10 BOWL GAMES)**

Kyle Whittingham	10-1	.909
Tom O'Brien	8-2	.800
Urban Meyer	10-3	.769
Pat Dye	7-2-1	.750
<b>Mike Riley</b>	<b>7-3</b>	<b>.700</b>

## DEFENSIVE ASSISTANTS



**BOB DIACO**  
DEFENSIVE COORDINATOR

- 21 Years of Experience
- 7 Years as Def. Coordinator
- 3 Years as an FBS Head Coach
- Game Day: Press Box

### CAREER HIGHLIGHTS

- UConn head coach from 2014-16
- 2012 Broyles Award Winner
- Has coordinated defenses at Central Michigan, Cincinnati, Notre Dame and Nebraska
- Notre Dame ranked 2nd nationally in scoring defense and 7th in total defense en route to 2012 BCS Championship Game appearance



**SCOTT BOOKER**  
SAFETIES/SPECIAL TEAMS

- 15 Years of Experience
- 8 Years at a Power Five School
- 5 Years as Special Teams Coord.
- Game Day: Field

### CAREER HIGHLIGHTS

- Special teams coordinator at Notre Dame and NU
- Coached in 2016 BCS national title game
- Defensive backs coach at Kent State in 2006 when team led MAC in pass efficiency defense



**TRENT BRAY**  
LINEBACKERS

- 9 Years of Experience
- 9 Years at Power Five School
- 1 Year Playing in NFL Europe
- Game Day: Field

### CAREER HIGHLIGHTS

- 2016 Broyles Award nominee (top assistant)
- Helped Dedrick Young II total the second-most tackles by a Husker entering his junior year
- Coached in five bowl games past six years



**JOHN PARRELLA**  
DEFENSIVE LINE

- 10 Years of Experience
- 5 Years of College Experience
- 12 Years of Playing in NFL
- Game Day: Field

### CAREER HIGHLIGHTS

- Coached two All-Big Ten defensive linemen in his first season at Nebraska in 2016
- Helped Chabot JC to a conference title in 2013
- Started the varsity program at Valley Christian High in California and led team to playoffs



**DONTÉ WILLIAMS**  
CORNERBACKS

- 10 Years of Experience
- 4 Years at Power Five School
- Produced 17 NFL Players
- Game Day: Field

### CAREER HIGHLIGHTS

- Has coached cornerbacks at Arizona and NU
- Coordinated a San Jose State secondary that led the nation in pass defense in 2014 and was second in 2015
- Named one of college football's top 10 recruiters by Sports Illustrated in 2015

## OFFENSIVE ASSISTANTS



**DANNY LANGSDORF**  
OFFENSIVE COORD./QBs

- 22 Years of Experience
- 12 Years as Off. Coordinator
- 4 Years of NFL Experience
- Game Day: Press Box

### CAREER HIGHLIGHTS

- Helped Nebraska rank in top three in Big Ten in passing, scoring and total offense in 2015
- Helped Eli Manning set a career-high completion rate in 2014 with New York Giants
- Coached Sean Mannion, the all-time leading passer in Pac-12 Conference history



**MIKE Cavanaugh**  
OFFENSIVE LINE

- 32 Years of Experience
- 13 Years at Power Five School
- 2 Years of NFL Experience
- Game Day: Field

### CAREER HIGHLIGHTS

- 25 all-conference linemen in past 12 years
- OSU set a then-Pac-12 passing record in 2013
- Helped Hawaii rank in the top 10 nationally in total offense three times in six seasons




**REGGIE DAVIS**  
RUNNING BACKS

- 14 Years of Experience
- 6 Years at Power Five School
- 4 Years of NFL Experience
- Game Day: Field

### CAREER HIGHLIGHTS

- Coached in three NFC Championship Games
- Coached All-Pro TE Vernon Davis for three years
- Helped OSU RB Jacquizz Rodgers become first freshman to be Pac-10 Offensive MVP



**KEITH WILLIAMS**  
WIDE RECEIVERS

- 18 Years of Experience
- 3 Years at Power Five School
- 1 Year Playing in NFL
- Game Day: Field

### CAREER HIGHLIGHTS

- Eight former wideouts played in NFL in 2016
- Helped Jordan Westerkamp finish 2nd all-time at NU in receptions and 4th in yards
- Coached San Jose State's Edell Shepherd to school-record 1,500 receiving yards in 2001

## ADDITIONAL FOOTBALL STAFF

- **Associate A.D./Football:** Dan Van De Riet
- **Director of Football Operations:** Adam Clark
- **Exec. Dir. of Player Personnel:** Billy Devaney
- **Assoc. Dir. of Player Personnel:** Todd McShane
- **Director of Recruiting:** Andy Vaughn
- **Dir. of High School Relations:** Kenny Wilhite
- **Dir. of Player Development:** James Rodgers
- **Offensive GA:** Roman Sapolu (Offensive Line)
- **Offensive GA:** Tavita Thompson (Tight Ends)
- **Defensive GA:** Andrew Seumalo (Def. Line)
- **Special teams GA:** Nick Smith
- **Head Football Strength Coach:** Mark Philipp
- **Head Football Athletic Trainer:** Mark Mayer
- **Head Equipment Manager:** Jay Terry
- **Director of Video:** Tate Guillotte

## HUSKER COACHING NUMBERS

4

Mike Riley is 1 of 5 FBS coaches with at least three seasons of NFL head coaching experience. Riley is 1 of 8 FBS coaches who has been an NFL head coach (UCLA's Jim Mora Jr., Michigan's Jim Harbaugh, Louisville's Bobby Petrino, Alabama's Nick Saban, Illinois' Lovie Smith, FIU's Butch Davis, FAU's Lane Kiffin).

4

Four coaches boast NFL experience, including Mike Riley as a head coach and Mike Cavanaugh, Reggie Davis and Danny Langsdorf as assistant coaches.

5

Mike Riley ranks fifth in NCAA history with a .700 winning percentage in bowl games (minimum 10 bowl games). One of only six coaches in NCAA history to win his first five bowl games, Riley is 7-3 in bowl games.

9

Mike Riley owns nine years of experience as a professional head coach, the second-most of any FBS coach. In addition to the NFL, Riley led teams in the Canadian Football League and the World League of American Football, the predecessor to NFL Europe.

14

The NU coaching staff has combined for 14 seasons of coaching experience in the NFL.

26

Mike Riley owns 26 years of head coaching experience at the collegiate or professional level, the second most among FBS head coaches.

43

Mike Riley's 43 years of coaching experience at the collegiate or professional level rank second among FBS head coaches. Alabama's Nick Saban (45 years) is the only coach ahead of Riley on that list.

65

Nebraska's 10 full-time coaches have been a part of 65 bowl teams during their collegiate coaching careers.

189

The Husker coaching staff has a combined 189 years of coaching experience at the collegiate or professional level.



## NEBRASKA DEPTH CHART-ILLINOIS

## OFFENSE

## LEFT TACKLE

- 68 Nick Gates, 6-5, 295, Jr.  
65 Christian Gaylord, 6-6, 300, So.

## LEFT GUARD

- 67 Jerald Foster, 6-3, 310, Jr.  
50 John Raridon, 6-4, 290, RFr.  
74 Jalin Barnett, 6-4, 315, So.

## CENTER

- 62 Cole Conrad, 6-5, 300, Jr.  
79 Michael Decker, 6-4, 305, So.

## RIGHT GUARD

- 63 Tanner Farmer, 6-4, 305, Jr.  
56 Boe Wilson, 6-3, 295, RFr.

## RIGHT TACKLE

- 77 David Knevel, 6-9, 315, Sr.  
75 Brenden Jaimes, 6-5, 280, Fr. -OR-  
71 Matt Farniok, 6-6, 315, RFr.

## TIGHT END

- 88 Tyler Hoppes, 6-4, 245, Sr.  
86 Jack Stoll, 6-4, 245, RFr.

## TIGHT END

- 89 Connor Ketter, 6-5, 245, Sr.  
85 Matt Snyder, 6-5, 240, So.

## QUARTERBACK

- 13 Tanner Lee, 6-4, 220, Jr.  
12 Patrick O'Brien, 6-4, 230, RFr.  
14 Tristan Gebbia, 6-3, 185, Fr.

## I-BACK

- 18 Tre Bryant, 5-11, 200, So.  
21 Mikale Wilbon, 5-9, 200, Jr. -OR-  
22 Devine Ozigbo, 6-0, 230, Jr.  
33 Jaylin Bradley, 6-0, 180, Fr.

## FULLBACK

- 41 Luke McNitt, 6-2, 250, Sr.  
23 Austin Rose, 6-1, 225, Jr.

## WIDE RECEIVER

- 8 Stanley Morgan Jr., 6-1, 195, Jr.  
83 Bryan Reimers, 6-5, 210, Jr.  
87 Conor Young, 6-2, 180, So.

## WIDE RECEIVER

- 10 JD Spielman, 5-9, 180, RFr.  
81 Gabe Rahn, 6-1, 195, Sr.

## WIDE RECEIVER

- 15 De'Mornay Pierson-El, 5-9, 190, Sr.  
1 Tyjon Lindsey, 5-9, 160, Fr.  
80 Brett Classen, 6-2, 200, Sr.

## OFFENSIVE CAREER STARTS

Nick Gates, Jr., OT	27
Tanner Lee, Jr., QB	23*
De'Mornay Pierson-El, Sr., WR	16
Stanley Morgan Jr., Jr., WR	14
Tanner Farmer, Jr., OG	15
David Knevel, Sr., OT	11
Cole Conrad, Jr., OL	8
Jerald Foster, Jr., OG	8
Luke McNitt, Sr., FB	2
Tyler Hoppes, Sr., TE	4
Connor Ketter, Sr., TE	3
Tre Bryant, Soph., IB	2
Matt Farniok, RFr., OT	2
Bryan Reimers, Jr., WR	2
Mikale Wilbon, Jr., IB	2
JD Spielman, RFr., WR	2
Brenden Jaimes, Fr., OT	1
Devine Ozigbo, Jr., IB	1
Michael Decker, Soph., C	1
Gabe Rahn, Sr., WR	1

\*Includes starts at Tulane, 2014-15

## DEFENSE

## DEFENSIVE END

- 91 Freedom Akinmoladun, 6-4, 280, Jr.  
94 Khalil Davis, 6-2, 290, So.

## NOSE TACKLE

- 44 Mick Stoltenberg, 6-5, 305, Jr.  
97 Deontre Thomas, 6-3, 280, Fr.  
99 Peyton Newell, 6-3, 295, Jr.

## DEFENSIVE END

- 96 Carlos Davis, 6-2, 295, So.  
9 DaiShon Neal, 6-7, 275, So.  
76 Dylan Owen, 6-5, 260, Jr.

## OUTSIDE LINEBACKER

- 12 Luke Gifford, 6-3, 235, Jr.  
43 Tyrin Ferguson, 6-2, 225, So.  
31 Collin Miller, 6-3, 235, RFr.

## INSIDE LINEBACKER

- 49 Chris Weber, 6-3, 240, Sr.  
14 Avery Roberts, 6-1, 230, Fr.

## INSIDE LINEBACKER

- 5 Dedrick Young II, 6-1, 235, Jr.  
7 Mohamed Barry, 6-1, 230, So.  
57 Jacob Weinmaster, 6-0, 215, So.

## OUTSIDE LINEBACKER

- 22 Alex Davis, 6-5, 255, So.  
17 Sedrick King, 6-4, 245, Jr.  
95 Ben Stille, 6-5, 255, RFr.

## CORNERBACK

- 6 Eric Lee Jr., 6-0, 195, So.  
23 Dicaprio Bootle, 5-10, 185, RFr.  
4 Avery Anderson, 6-0, 180, So.

## SAFETY

- 25 Antonio Reed, 6-2, 210, Jr.  
46 Joshua Kalu, 6-0, 195, Sr.  
19 Marquel Dismuke, 6-2, 195, RFr.

## SAFETY

- 24 Aaron Williams, 5-11, 190, Jr.  
26 Kieron Williams, 6-1, 195, Sr.  
28 Eli Sullivan, 6-2, 200, RFr.

## CORNERBACK

- 21 Lamar Jackson, 6-3, 210, So.  
42 Jeremiah Stovall, 5-11, 185, So.  
2 Tony Butler, 6-2, 210, RFr.

## DEFENSIVE CAREER STARTS

Joshua Kalu, Sr., DB	30
Dedrick Young, Jr., LB	24
Chris Jones, Sr., CB	20
Freedom Akinmoladun, Jr., DE	21
Aaron Williams, Jr., S	18
Marcus Newby, Sr., LB	13
Mick Stoltenberg, Jr., NT	13
Kieron Williams, Sr., S	9
Carlos Davis, So., DL	8
Chris Weber, Sr., LB	8
Lamar Jackson, So., CB	5
Eric Lee Jr., So., CB	4
Luke Gifford, Jr., LB	4
Antonio Reed, Jr., S	3
Sedrick King, Jr., LB	1

## SPECIAL TEAMS

## PLACE-KICKER

- 34 Drew Brown, 5-11, 200, Sr.  
95 Kramer Rath, 6-1, 175, Sr.

## PUNTER

- 35 Caleb Lightbourn, 6-3, 235, So.  
98 Isaac Armstrong, 5-11, 200, So.

## LONG SNAPPER

- 54 Jordan Ober, 6-1, 225, Jr.  
92 Chase Urbach, 6-3, 200, So.

## HOLDER

- 2 Zack Darlington, 6-2, 195, Jr.

## KICKOFF RETURNER

- 10 JD Spielman, 5-9, 180, RFr.  
1 Tyjon Lindsey, 5-9, 160, Fr.  
33 Jaylin Bradley, 6-0, 180, Fr.

## PUNT RETURNER

- 15 De'Mornay Pierson-El, 5-9, 190, Sr.  
8 Stanley Morgan Jr., 6-1, 195, Jr.  
1 Tyjon Lindsey, 5-9, 160, Fr.

## INJURED

- 4 Jaevon McQuitty, WR  
8 Chris Jones, CB  
13 JoJo Domann, S  
9 Keyan Williams, WR  
3 Marcus Newby, LB

## SPECIAL TEAMS CAREER STARTS

Drew Brown, Sr., PK	43
Jordan Ober, Jr., LS	30
Caleb Lightbourn, So., P	16

**HUSKER NUMERICAL ROSTER**

NO.	NAME	POS.
1	Tyson Lindsey	WR
2	Tony Butler	DB
2	Zack Darlington	WR
3	Marcus Newby	LB
4	Avery Anderson	DB
4	Jaevon McQuitty	WR
5	Dedrick Young II	LB
6	Eric Lee Jr.	DB
7	Mohamed Barry	LB
8	Chris Jones	DB
8	Stanley Morgan Jr.	WR
9	DaiShon Neal	DL
9	Keyan Williams	WR
10	JD Spielman	WR
11	Austin Allen	TE
11	Boaz Joseph	DB
12	Luke Gifford	LB
12	Patrick O'Brien	QB
13	JoJo Domann	DB
13	Tanner Lee	QB
14	Tristan Gebbia	QB
14	Avery Roberts	LB
15	De'Mornay Pierson-El	WR
16	Andrew Bunch	QB
16	Ethan Cox	DB
17	Sedrick King	LB
18	Tre Bryant	IB
18	Guy Thomas	LB
19	Marquel Dismuke	DB
21	Lamar Jackson	DB
21	Mikale Wilbon	IB
22	Alex Davis	LB
22	Devine Ozigbo	IB
23	Dicaprio Bootle	DB
23	Austin Rose	FB
24	Sean Lambert	IB
24	Aaron Williams	DB
25	Antonio Reed	DB
26	Kieron Williams	DB
26	Thomas Connely	LB
28	Eli Sullivan	DB
28	Adam Taylor	IB
29	Ben Miles	FB
30	Quayshon Alexander	LB
30	Bo Kitrell	TE
31	Collin Miller	LB
31	Kade Warner	WR
32	Tanner Hass	DB
32	Pernell Jefferson	LB
33	Jaylin Bradley	IB
33	Willie Hampton	LB
33	Dylan Reynolds	WR
34	Drew Brown	PK
35	Caleb Lightbourn	P
36	Christian Banker	WR
36	Spencer Jordan	LB
36	Reid Karel	DB
37	Wyatt Mazour	IB
38	Damian Jackson	DL
38	Harrison Jordan	FB
39	Cole Frahm	PK
40	Grant Jordan	LB
40	Brandon Robbins	WR

**2017 NEBRASKA CORNHUSKER ALPHABETICAL ROSTER**

No.	Name	Pos.	Ht.	Wt.	Yr.	Hometown (High School/College)
91	Akinmoladun, Freedom	DL	6-4	280	Jr.	Grandview, Mo. (Grandview)
30	Alexander, Quayshon	LB	6-3	245	RFr.	Prospect Park, N.J. (De Paul Catholic)
11	Allen, Austin	TE	6-8	210	Fr.	Aurora, Neb. (Aurora)
4	Anderson, Avery	DB	6-0	180	So.	Surprise, Ariz. (Pine Creek, Colorado Springs, Colo.)
75	Anderson, Fyn	DL	6-3	275	So.	Lincoln, Neb. (Southeast)
98	Armstrong, Isaac	P	5-11	200	So.	Lincoln, Neb. (Kearney/Southwest)
73	Bando, Broc	OL	6-5	295	Fr.	Lincoln, Neb. (IMG Academy)
36	Banker, Christian	WR	6-1	185	Fr.	Omaha, Neb. (Skutt Catholic)
74	Barnett, Jalin	OL	6-4	315	So.	Lawton, Okla. (Lawton)
7	Barry, Mohamed	LB	6-1	230	So.	Grayson, Ga. (Grayson)
23	Bootle, Dicaprio	DB	5-10	185	RFr.	Miami, Fla. (Southridge)
33	Bradley, Jaylin	IB	6-0	180	Fr.	Bellevue, Neb. (Bellevue West)
61	Brokop, Bryan	OL	6-5	295	RFr.	New Lenox, Ill. (Lincoln-Way West)
34	Brown, Drew	PK	5-11	200	Sr.	Southlake, Texas (Southlake Carroll)
18	Bryant, Tre	IB	5-11	200	So.	St. Louis, Mo. (Christian Brothers College)
16	Bunch, Andrew	QB	6-1	200	So.	Thompson Station, Tenn. (Independence/Scottsdale CC)
2	Butler, Tony	DB	6-2	210	RFr.	Lakewood, Ohio (St. Edward)
45	Chaffin, Ty	WR	6-5	200	RFr.	Burwell, Neb. (Burwell)
80	Classen, Brett	WR	6-2	200	Sr.	Medina, Minn. (Wayzata/Winona State)
26	Connely, Thomas	LB	5-11	225	Jr.	Kearney, Neb. (Kearney Catholic)
62	Conrad, Cole	OL	6-5	300	Jr.	Fremont, Neb. (Archbishop Bergan)
16	Cox, Ethan	DB	5-11	175	Fr.	Blair, Neb. (Blair)
93	Daniels, Damion	DL	6-2	310	Fr.	Dallas, Texas (Bishop Dunne)
2	Darlington, Zack	WR	6-2	195	Jr.	Apopka, Fla. (Apopka)
22	Davis, Alex	LB	6-5	255	So.	Riviera Beach, Fla. (Dwyer)
96	Davis, Carlos	DL	6-2	295	So.	Blue Springs, Mo. (Blue Springs)
94	Davis, Khalil	DL	6-2	290	So.	Blue Springs, Mo. (Blue Springs)
79	Decker, Michael	OL	6-4	305	So.	Omaha, Neb. (North)
19	Dismuke, Marquel	DB	6-2	195	RFr.	Compton, Calif. (Calabasas)
13	Domann, JoJo	DB	6-1	205	So.	Colorado Springs, Colo. (Pine Creek)
84	Engelhaupt, David	TE	6-3	240	RFr.	Norfolk, Neb. (Norfolk Catholic)
48	Evans, Erik	DL	6-3	265	Sr.	Waverly, Neb. (Waverly)
63	Farmer, Tanner	OL	6-4	305	Jr.	Highland, Ill. (Highland)
71	Farniok, Matt	OL	6-6	315	RFr.	Sioux Falls, S.D. (Washington)
43	Ferguson, Tyrin	LB	6-2	225	So.	New Orleans, La. (Edna Karr)
67	Foster, Jerald	OL	6-3	310	Jr.	Lincoln, Neb. (Southeast)
39	Frahm, Cole	PK	6-5	200	Fr.	Omaha, Neb. (Burke)
68	Gates, Nick	OL	6-5	295	Jr.	Las Vegas, Nev. (Bishop Gorman)
65	Gaylord, Christian	OL	6-6	300	So.	Baldwin City, Kan. (Baldwin City)
14	Gebbia, Tristan	QB	6-3	185	Fr.	Calabasas, Calif. (Calabasas)
12	Gifford, Luke	LB	6-3	235	Jr.	Lincoln, Neb. (Southeast)
33	Hampton, Willie	LB	6-1	225	Fr.	Plantation, Fla. (American Heritage)
32	Hass, Tanner	DB	6-0	200	RFr.	West Point, Neb. (Guardian Angels)
49	Hemphill, Austin	FB	5-10	225	So.	Gretna, Neb. (Gretna)
75	Hixson, Trent	OL	6-4	260	Fr.	Omaha, Neb. (Skutt Catholic)
47	Hohenstein, Branden	TE	6-4	220	RFr.	Jackson, Neb. (Bishop Heelan)
43	Honas, Todd	WR	5-11	195	RFr.	Aurora, Neb. (Aurora)
88	Hoppes, Tyler	TE	6-4	245	Sr.	Lincoln, Neb. (Southwest/Wayne State)
38	Jackson, Damian	LB	6-1	245	Fr.	Las Vegas, Nev. (Shadow Ridge)
21	Jackson, Lamar	DL	6-3	210	So.	Elk Grove, Calif. (Franklin)
76	Jaimes, Brenden	OL	6-5	280	Fr.	Austin, Texas (Lake Travis)
47	Jarzynka, Matt	DL	6-4	260	Jr.	Loup City, Neb. (Loup City)
32	Jefferson, Pernell	LB	6-2	235	RFr.	New Orleans, La. (Warren Easton)
8	Jones, Chris	DB	6-0	195	Sr.	Jacksonville, Fla. (Sandalwood)
40	Jordan, Grant	LB	6-2	205	RFr.	Omaha, Neb. (Westside)
38	Jordan, Harrison	FB	5-10	240	Sr.	Omaha, Neb. (Westside)
36	Jordan, Spencer	LB	6-2	210	RFr.	Omaha, Neb. (Westside)
11	Joseph, Boaz	DB	6-1	200	Sr.	Weston, Fla. (Cypress Bay)
46	Kalu, Joshua	DB	6-1	195	Sr.	Houston, Texas (Alief Taylor)
36	Karel, Reid	DB	6-3	205	So.	Seward, Neb. (Seward)
89	Ketter, Connor	TE	6-5	245	Sr.	Norfolk, Neb. (Norfolk Catholic)
17	King, Sedrick	LB	6-4	245	Jr.	Plant City, Fla. (Plant City)
30	Kitrell, Bo	TE	6-1	235	Jr.	Ashland, Neb. (Ashland-Greenwood)
59	Kitten, Jake	OL	6-2	300	RFr.	Santee, Calif. (Santana)
77	Knevel, David	OL	6-9	315	Sr.	Brantford, Ontario, Canada (Pauline S. Johnson Collegiate)
24	Lambert, Sean	IB	6-0	205	RFr.	Fremont, Neb. (Fremont)
6	Lee Jr., Eric	DB	6-0	195	So.	Milton, Mass. (Valor Christian [Colo.])
13	Lee, Tanner	QB	6-4	220	Jr.	Destrehan, La. (Jesuit/Tulane)
35	Lightbourn, Caleb	P	6-3	235	So.	Washougal, Wash. (Camas)
1	Lindsey, Tyson	WR	5-9	160	Fr.	Corona, Calif. (Bishop Gorman [Nev.])
90	Lingenfelter, Ben	DL	6-5	265	Fr.	Cherokee, Iowa (Washington)
42	Liske, Cody	LB	6-0	200	Fr.	Bennington, Neb. (Bennington)

58	Lopez, Joel	DL	6-2	280	Sr.	Saint Charles, Ill. (Burlington Central)	41	Luke McNitt.....	FB
37	Mazour, Wyatt	IB	5-9	190	So.	Albion, Neb. (Boone Central)	42	Cody Liske.....	LB
41	** McNitt, Luke	FB	6-2	250	Sr.	Kearney, Neb. (Kearney/Nebraska-Kearney)	42	Jeremiah Stovall.....	DB
4	McQuitty, Jaevon	WR	6-0	195	Fr.	Columbia, Mo. (Battle)	43	Tyrin Ferguson.....	LB
29	Miles, Ben	FB	6-1	210	Fr.	Baton Rouge, La. (Catholic)	43	Todd Honas.....	WR
31	Miller, Collin	LB	6-3	235	RFr.	Fishers, Ind. (Hamilton Southeastern)	44	Mick Stoltenberg.....	DL
66	Miller, Hunter	OL	6-5	275	Fr.	Stromsburg, Neb. (Cross County)	45	Ty Chaffin.....	WR
8	** Morgan Jr., Stanley	WR	6-1	195	Jr.	New Orleans, La. (St. Augustine)	45	A.J. Natter.....	DL
45	* Natter, A.J.	DL	6-5	260	Sr.	Milton, Wis. (Milton)	46	Joshua Kalu.....	DB
9	Neal, DaiShon	DL	6-7	275	So.	Houston, Texas (Omaha Central)	47	Branden Hohenstein.....	TE
3	*** Newby, Marcus	LB	6-1	235	Sr.	Gaithersburg, Md. (Quince Orchard)	47	Matt Jarzynka.....	DL
99	* Newell, Peyton	DL	6-3	295	Jr.	Hiawatha, Kan. (Hiawatha)	48	Erik Evans.....	DL
12	O'Brien, Patrick	QB	6-4	230	RFr.	San Juan Capistrano, Calif. (San Juan Hills)	49	Austin Hemphill.....	FB
54	** Ober, Jordan	LS	6-1	225	Jr.	Las Vegas, Nev. (Bishop Gorman)	49	Chris Weber.....	LB
76	Owen, Dylan	DL	6-5	260	Jr.	Westchester, N.Y. (Somers/Bridgton Academy)	50	John Raridon.....	OL
22	** Ozigbo, Devine	IB	6-0	230	Jr.	Sachse, Texas (Sachse)	51	Matt Watts.....	OL
55	Paup, Jordan	DL	6-4	230	Fr.	Central City, Neb. (Central City)	52	Andrew Ward.....	LB
15	*** Pierson-El, De'Mornay	WR	5-9	190	Sr.	Alexandria, Va. (West Potomac)	54	Jordan Ober.....	LS
82	Rafdal, Kurt	TE	6-7	230	Fr.	Carmel, Ind. (Carmel)	55	Jordan Paup.....	DL
81	* Rahn, Gabe	WR	6-1	195	Sr.	Le Mars, Iowa (Le Mars)	55	Chris Walker.....	OL
50	Raridon, John	OL	6-4	290	RFr.	West Des Moines, Iowa (Valley)	56	Boe Wilson.....	OL
95	Rath, Kramer	PK	6-1	175	Sr.	Lincoln, Neb. (Southwest/Nebraska Wesleyan)	57	Jacob Weinmaster.....	LB
25	** Reed, Antonio	DB	6-2	210	Jr.	Memphis, Tenn. (Southaven [Miss.])	58	Joel Lopez.....	DL
83	* Reimers, Bryan	WR	6-5	210	Jr.	Lincoln, Neb. (East)	59	Jake Kitten.....	OL
33	Reynolds, Dylan	WR	6-0	170	Fr.	Broken Bow, Neb. (Broken Bow)	61	Bryan Brokop.....	OL
40	Robbins, Brandon	WR	5-10	185	Fr.	Bellevue, Neb. (Bellevue East)	62	Cole Conrad.....	OL
14	Roberts, Avery	LB	6-1	230	Fr.	Wilmington, Del. (Concord)	63	Tanner Farmer.....	OL
23	Rose, Austin	FB	6-1	225	Jr.	Lincoln, Neb. (North Star)	65	Christian Gaylord.....	OL
70	Sichterman, Matt	OL	6-5	270	Fr.	Kings Mills, Ohio (Kings)	66	Hunter Miller.....	OL
85	Snyder, Matt	TE	6-5	240	So.	San Ramon, Calif. (California)	67	Jerald Foster.....	OL
10	Spelman, JD	WR	5-9	180	RFr.	Eden Prairie, Minn. (Eden Prairie)	68	Nick Gates.....	OL
95	Stille, Ben	LB	6-5	255	RFr.	Ashland, Neb. (Ashland-Greenwood)	70	Matt Sichterman.....	OL
86	Stoll, Jack	TE	6-4	245	RFr.	Lone Tree, Colo. (Regis Jesuit)	71	Matt Farniok.....	OL
44	** Stoltenberg, Mick	DL	6-5	305	Jr.	Gretna, Neb. (Gretna)	73	Broc Bando.....	OL
42	Stovall, Jeremiah	DB	5-11	185	So.	Omaha, Neb. (Creighton Prep)	74	Jalin Barnett.....	OL
28	Sullivan, Eli	DB	6-2	200	RFr.	Longmont, Colo. (Longmont)	75	Fyn Anderson.....	DL
28	** Taylor, Adam	IB	6-2	210	Sr.	Katy, Texas (Katy)	75	Trent Hixson.....	OL
97	Thomas, Deontre	DL	6-3	280	Fr.	Mustang, Okla. (Mustang)	76	Brenden Jaimes.....	OL
18	Thomas, Guy	LB	6-3	200	Fr.	Miami, Fla. (Booker T. Washington)	76	Dylan Owen.....	DL
92	Urbach, Chase	LS	6-3	200	So.	Grosse Pointe, Mich. (Grosse Pointe South)	77	David Knevel.....	OL
55	Walker, Chris	OL	6-8	275	Fr.	Lincoln, Neb. (East)	79	Michael Decker.....	OL
90	Walker, Jackson	P	6-4	250	Jr.	Overland Park, Kan. (Blue Valley Northwest/Coffeyville CC/Johnson County)	80	Brett Classen.....	WR
52	Ward, Andrew	LB	6-1	200	Fr.	Muskegon, Mich. (Muskegon)	81	Gabe Rahn.....	WR
31	Warner, Kade	WR	6-1	200	Fr.	Scottsdale, Ariz. (Desert Mountain)	82	Kurt Rafdal.....	TE
51	Watts, Matt	OL	6-4	285	Sr.	Stockton, Calif. (Saint Mary's/Nevada/Butte CC)	83	Bryan Reimers.....	WR
49	*** Weber, Chris	LB	6-3	240	Sr.	Omaha, Neb. (Elkhorn)	84	David Engelhaupt.....	TE
57	Weinmaster, Jacob	LB	6-0	215	So.	Loveland, Colo. (Loveland)	85	Matt Snyder.....	TE
21	** Wilbon, Mikale	IB	5-9	200	Jr.	Chicago, Ill. (De La Salle Institute)	86	Jack Stoll.....	TE
24	** Williams, Aaron	DB	5-11	190	Jr.	Atlanta, Ga. (Carver)	87	Conor Young.....	WR
9	Williams, Keyan	WR	5-10	195	Jr.	New Orleans, La. (Lusher/Fresno State)	88	Tyler Hoppes.....	TE
26	*** Williams, Kieron	DB	6-1	195	Sr.	Shreveport, La. (C.E. Byrd/Air Force Prep)	89	Connor Ketter.....	TE
56	Wilson, Boe	OL	6-3	295	RFr.	Lee's Summit, Mo. (Lee's Summit West)	90	Ben Lingenfelter.....	DL
87	Young, Conor	WR	6-2	180	So.	Cozad, Neb. (Cozad)	90	Jackson Walker.....	P
5	** Young II, Dedrick	LB	6-1	235	Jr.	Peoria, Ariz. (Centennial)	91	Freedom Akinmoladun.....	DL

\*denotes letters earned

## PRONUNCIATION GUIDE

Freedom Akinmoladun...ackin-mo-LAW-doon  
 Bryan Brokop.....bro-COP  
 Ty Chaffin.....CHAY-fin  
 Brett Classen.....CLASS-in  
 Matt Farniok.....FAR-nee-ock  
 Tristan Gebbia.....JEB-ee-uh  
 Branden Hohenstein.....HO-inn-stine  
 Todd Honas.....HO-nuss  
 Tyler Hoppes.....HOP-iss  
 Brenden Jaimes.....HYME-iss  
 Matt Jarzynka.....jar-ZINK-uh  
 Boaz Joseph.....BOSE  
 Joshua Kalu.....kuh-LOO  
 Reid Karel.....CARE-ull  
 Bo Kitrell.....KIT-trull

David Knevel.....NEV-ull  
 Wyatt Mazour.....MUH-zoo-er  
 Jaevon McQuitty.....JAY-vaughn  
 DaiShon Neal.....DAY-shawn  
 Devine Ozigbo.....oh-ZIG-bo  
 Jordan Paup.....POP  
 De'Mornay Pierson-El.....duh-MORN-eh  
 Gabe Rahn.....RAWN  
 Bryan Reimers.....RHYME-ers  
 Matt Sichterman.....SICK-ter-mun  
 Ben Stille.....STILL-ee  
 Jacob Weinmaster.....WINE-master  
 Mikale Wilbon.....MICK-kale  
 Keyan Williams.....KEY-on  
 Kieron Williams.....KYE-run  
 Dedrick Young II.....DEAD-rick

41	Luke McNitt.....	FB
42	Cody Liske.....	LB
42	Jeremiah Stovall.....	DB
43	Tyrin Ferguson.....	LB
43	Todd Honas.....	WR
44	Mick Stoltenberg.....	DL
45	Ty Chaffin.....	WR
45	A.J. Natter.....	DL
46	Joshua Kalu.....	DB
47	Branden Hohenstein.....	TE
47	Matt Jarzynka.....	DL
48	Erik Evans.....	DL
49	Austin Hemphill.....	FB
49	Chris Weber.....	LB
50	John Raridon.....	OL
51	Matt Watts.....	OL
52	Andrew Ward.....	LB
54	Jordan Ober.....	LS
55	Jordan Paup.....	DL
55	Chris Walker.....	OL
56	Boe Wilson.....	OL
57	Jacob Weinmaster.....	LB
58	Joel Lopez.....	DL
59	Jake Kitten.....	OL
61	Bryan Brokop.....	OL
62	Cole Conrad.....	OL
63	Tanner Farmer.....	OL
65	Christian Gaylord.....	OL
66	Hunter Miller.....	OL
67	Jerald Foster.....	OL
68	Nick Gates.....	OL
70	Matt Sichterman.....	OL
71	Matt Farniok.....	OL
73	Broc Bando.....	OL
74	Jalin Barnett.....	OL
75	Fyn Anderson.....	DL
75	Trent Hixson.....	OL
76	Brenden Jaimes.....	OL
76	Dylan Owen.....	DL
77	David Knevel.....	OL
79	Michael Decker.....	OL
80	Brett Classen.....	WR
81	Gabe Rahn.....	WR
82	Kurt Rafdal.....	TE
83	Bryan Reimers.....	WR
84	David Engelhaupt.....	TE
85	Matt Snyder.....	TE
86	Jack Stoll.....	TE
87	Conor Young.....	WR
88	Tyler Hoppes.....	TE
89	Connor Ketter.....	TE
90	Ben Lingenfelter.....	DL
90	Jackson Walker.....	P
91	Freedom Akinmoladun.....	DL
92	Chase Urbach.....	LS
93	Damion Daniels.....	DL
94	Khalil Davis.....	DL
95	Kramer Rath.....	PK
95	Ben Stille.....	LB
96	Carlos Davis.....	DL
97	Deontre Thomas.....	DL
98	Isaac Armstrong.....	P
99	Peyton Newell.....	DL





# #1 TYJON LINDSEY • Fr. • WR

 CORONA, CALIF.  
BISHOP GORMAN HS (NEV.)

## CAREER STATS

Year	G/S	No.	Yds.	Y/R	Y/G	Long	TDs
2017	4/0	8	44	5.5	11.0	11 vs. Northern Illinois	0
<b>Totals</b>	<b>4/0</b>	<b>8</b>	<b>44</b>	<b>5.5</b>	<b>11.0</b>	<b>11 vs. Northern Illinois</b>	<b>0</b>

## 2017 SINGLE-GAME HIGHS

- » Receptions - 3 vs. Arkansas State, at Oregon
- » Receiving Yards - 18 vs. Northern Illinois
- » Rushes - 1 vs. Arkansas State, at Oregon
- » Rushing Yards - 5 vs. Arkansas State
- » Touchdowns - 0

## 2017 GAME-BY-GAME

Opponent	Rec.	Yds	TD	Lg
Arkansas State	3	14	0	8
at Oregon	3	12	0	9
Northern Illinois	2	18	0	11
Rutgers	0	0	0	0
at Illinois				
Wisconsin				
Ohio State				
at Purdue				
Northwestern				
at Minnesota				
at Penn State				
Iowa				
<b>Totals</b>	<b>8</b>	<b>44</b>	<b>0</b>	<b>11</b>



# #3 MARCUS NEWBY • Sr. • LB

 NORTH POTOMAC, MD.  
QUINCE ORCHARD HS

## CAREER STATS

		(-----Tackles-----)					Fum.					QB
Year	G/S	UT	AT	TT	TFL	Sacks	C-R	BK	PBU	INT	Hry.	
2013		Redshirt										
2014	9/0	1	2	3	1-9	1.0-9	0-0	0	0	0	2	
2015	10/6	17	17	34	5-13	1.0-8	0-0	0	4	0	2	
2016	12/4	7	11	18	3-17	2.0-16	1-0	0	1	0	2	
2017	3/3	10	9	19	1-2	0.0-0	0-0	0	0	0	0	
<b>Totals</b>	<b>34/13</b>	<b>35</b>	<b>39</b>	<b>74</b>	<b>10-41</b>	<b>4.0-33</b>	<b>1-0</b>	<b>0</b>	<b>5</b>	<b>0</b>	<b>6</b>	

## CAREER HONORS

- » Nebraska Scholar-Athlete Honor Roll (Spring 2015)
- » NU Record for Most PBU by a Linebacker (4 vs. Wisconsin, 2015)
- » Brook Berringer Citizenship Team (2015, 2016, 2017)
- » Tom Osborne Citizenship Team (2015, 2016, 2017)

## CAREER SINGLE-GAME HIGHS

- » Tackles - 10 at Oregon (2017)
- » Tackles for Loss - 1, 10 times
- » Sacks - 1.0, four times

## 2017 GAME-BY-GAME

Opponent	--Tackles--		-Sacks-		FF-FR-Yds	Int-Yds	PBU	QBH
	UT-AT-TT	TFL-Yds	No-Yds					
Arkansas State	3-3-6	0-0	0.0-0		0-0-0	0-0	0	0
at Oregon	5-5-10	1-2	0.0-0		0-0-0	0-0	0	0
Northern Illinois	2-1-3	0-0	0.0-0		0-0-0	0-0	0	0
Rutgers	-- Did Not Play Due to Injury --							
at Illinois								
Wisconsin								
Ohio State								
at Purdue								
Northwestern								
at Minnesota								
at Penn State								
Iowa								
Totals	10-9-19	1-2	0.0-0		0-0-0	0-0	0	0

## 2017 SINGLE-GAME HIGHS

- » Tackles - 10 at Oregon (2017)
- » Tackles for Loss - 1 at Oregon (2017)
- » Sacks - 0

## 2017 SEASON NOTES

- » Recorded a career-high 10 tackles against Oregon



# #5 DEDRICK YOUNG II • Jr. • LB

 PEORIA, ARIZ.  
CENTENNIAL HS

## CAREER STATS

		(-----Tackles-----)					Fum.					QB
Year	G/S	UT	AT	TT	TFL	Sacks	C-R	BK	PBU	INT	Hry.	
2015	12/11	25	36	61	5-8	0.0-0	0-0	0	3	0	2	
2016	12/9	34	26	60	4-5	1.0-3	1-0	0	4	0	2	
2017	4/4	11	11	22	2-7	1.0-5	0-0	0	0	0	1	
<b>Totals</b>	<b>28/24</b>	<b>70</b>	<b>73</b>	<b>143</b>	<b>11-20</b>	<b>2.0-8</b>	<b>1-0</b>	<b>0</b>	<b>7</b>	<b>0</b>	<b>5</b>	

## CAREER HONORS

- » Academic All-Big Ten (2016)
- » Big Ten All-Freshman Team (BTN.com, ESPN.com, 2015)
- » Nebraska Newcomer of the Year Award (2015)
- » NU Record for Most Tackles by a True Freshman (61, 2015)
- » Nebraska Scholar-Athlete Honor Roll (Spring 2015)
- » Brook Berringer Citizenship Team (2016, 2017)
- » Tom Osborne Citizenship Team (2016, 2017)

## 2017 GAME-BY-GAME

	--Tackles--		-Sacks-				
Opponent	UT-AT-TT	TFL-Yds	No-Yds	FF-FR-Yds	Int-Yds	PBU	QBH
Arkansas State	5-2-7	1-5	1.0-5	0-0-0	0-0	0	0
at Oregon	3-4-7	0-0	0.0-0	0-0-0	0-0	0	0
Northern Illinois	0-2-2	0-0	0.0-0	0-0-0	0-0	0	0
Rutgers	3-3-6	1-2	0.0-0	0-0-0	0-0	0	1
at Illinois							
Wisconsin							
Ohio State							
at Purdue							
Northwestern							
at Minnesota							
at Penn State							
Iowa							
Totals	11-11-22	2-7	1.0-5	0-0-0	0-0	0	1

## 2017 SEASON NOTES

- » Recorded his second-career sack in the opener against Arkansas State
- » Notched six tackles, including a tackle for loss, against Rutgers

## CAREER SINGLE-GAME HIGHS

- » Tackles - 11 at Illinois (2015), vs. Purdue (2016)
- » Tackles for Loss - 2 at Illinois (2015), at Rutgers (2015), at Indiana (2016)
- » Sacks - 1.0 at Indiana (2016), vs. Arkansas State (2017)

## 2017 SINGLE-GAME HIGHS

- » Tackles - 7 vs. Arkansas State, at Oregon
- » Tackles for Loss - 1 vs. Arkansas State, vs. Rutgers
- » Sacks - 1.0 vs. Arkansas State



## #6 ERIC LEE JR. • So. • DB

MILTON, MASS.  
VALOR CHRISTIAN HS (COLO.)

## CAREER STATS

	-----Tackles-----					Fum.			QB		
Year	G/S	UT	AT	TT	TFL	Sacks	C-R	BK	PBU	INT	Hry.
2015		Redshirt									
2016	8/0	1	1	2	1-1	0.0-0	0-0	0	0	0	0
2017	4/4	11	6	17	1-1	0.0-0	0-0	0	2	0	0
Totals	12/4	12	7	19	2-2	0.0-0	0-0	0	2	0	0

## 2017 GAME-BY-GAME

Opponent	Tackles		Sacks		FF-FR-Yds	Int-Yds	PBU	QBH
	UT-AT-TT	TFL-Yds	No-Yds	FF-FR-Yds				
Arkansas State	5-2-7	1-1	0.0-0	0-0-0	0-0	0	0	0
at Oregon	2-3-5	0-0	0.0-0	0-0-0	0-0	1	0	0
Northern Illinois	2-1-3	0-0	0.0-0	0-0-0	0-0	1	0	0
Rutgers	2-0-2	0-0	0.0-0	0-0-0	0-0	0	0	0
at Illinois								
Wisconsin								
Ohio State								
at Purdue								
Northwestern								
at Minnesota								
at Penn State								
Iowa								
<b>Totals</b>	<b>11-6-17</b>	<b>1-1</b>	<b>0.0-0</b>	<b>0-0-0</b>	<b>0-0</b>	<b>2</b>	<b>0</b>	<b>0</b>

## CAREER HONORS

- » Nebraska Scholar-Athlete Honor Roll (Spring 2015)
- » Brook Berringer Citizenship Team (2016, 2017)
- » Tom Osborne Citizenship Team (2016, 2017)

## 2017 SEASON NOTES

- » Had seven tackles, including a tackle for loss, in his first career start in the opener against Arkansas State

## CAREER SINGLE-GAME HIGHS

- » Tackles - 7 vs. Arkansas State (2017)
- » Interceptions - 0
- » Pass Breakups - 1 at Oregon
- » Tackles for Loss - 1 at Ohio State (2016), vs. Arkansas State (2017)
- » Sacks - 0

## 2017 SINGLE-GAME HIGHS

- » Tackles - 7 vs. Arkansas State
- » Interceptions - 0
- » Pass Breakups - 1 at Oregon
- » Tackles for Loss - 1 vs. Arkansas State
- » Sacks - 0



## #7 MOHAMED BARRY • So. • LB

GRAYSON, GA.  
GRAYSON HS

## CAREER STATS

Tackles						Fum.					QB	
Year	G/S	UT	AT	TT	TFL	Sacks	C-R	BK	PBU	INT	Hry.	
2015		Redshirt										
2016	13/0	0	6	6	0-0	0.0-0	0-1	0	0	0	0	
2017	4/0	3	5	8	0-0	0.0-0	0-0	0	0	0	0	
Totals	17/0	3	11	14	0-0	0.0-0	0-1	0	0	0	0	

## 2017 GAME-BY-GAME

Opponent	Tackles		Sacks		FF-FR-Yds	Int-Yds	PBU	QBH
	UT-AT-TT	TFL-Yds	No-Yds	FF-FR-Yds				
Arkansas State	1-3-4	0-0	0.0-0	0-0-0	0-0	0	0	0
at Oregon	0-1-1	0-0	0.0-0	0-0-0	0-0	0	0	0
Northern Illinois	1-1-2	0-0	0.0-0	0-0-0	0-0	0	0	0
Rutgers	1-0-1	0-0	0.0-0	0-0-0	0-0	0	0	0
at Illinois								
Wisconsin								
Ohio State								
at Purdue								
Northwestern								
at Minnesota								
at Penn State								
Iowa								
<b>Totals</b>	<b>3-5-8</b>	<b>0-0</b>	<b>0.0-0</b>	<b>0-0-0</b>	<b>0-0</b>	<b>0</b>	<b>0</b>	<b>0</b>

## CAREER HONORS

- » Academic All-Big Ten (2016)
- » Nebraska Scholar-Athlete Honor Roll (Fall 2015; Spring 2017)
- » Brook Berringer Citizenship Team (2016, 2017)
- » Tom Osborne Citizenship Team (2016, 2017)

## CAREER SINGLE-GAME HIGHS

- » Tackles - 4 vs. Arkansas State (2017)
- » Tackles for Loss - 0
- » Sacks - 0

## 2017 SINGLE-GAME HIGHS

- » Tackles - 4 vs. Arkansas State
- » Tackles for Loss - 0
- » Sacks - 0



## #8 STANLEY MORGAN JR. • Jr. • WR

NEW ORLEANS, LA.  
ST. AUGUSTINE HS

## CAREER STATS

Year	G/S	No.	Yds.	Y/R	Y/G	Long	TDs
2015	13/3	25	304	12.2	23.4	33 at Miami	3
2016	13/9	33	453	13.7	34.8	72 at Indiana	2
2017	3/2	18	299	16.6	99.7	44 vs. Arkansas State	3
<b>Totals</b>	<b>29/14</b>	<b>76</b>	<b>1,056</b>	<b>13.8</b>	<b>36.4</b>	<b>72 at Indiana</b>	<b>8</b>

## CAREER SINGLE-GAME HIGHS

- » Receptions - 7 at Oregon
- » Receiving Yards - 103 at Oregon
- » Touchdowns - 2 at Oregon

## 2017 SINGLE-GAME HIGHS

- » Receptions - 7 at Oregon
- » Receiving Yards - 103 at Oregon
- » Touchdowns - 2 at Oregon

## 2017 SEASON NOTES

- » Recorded a 44-yard touchdown reception in the opener against Arkansas State
- » Had seven receptions for 103 yards, including touchdown catches of 18 and 28 yards against Oregon
- » Set career highs in receptions, receiving yards and touchdowns against Oregon
- » Had two touchdown catches against Oregon to mark the first multiple touchdown game of his career
- » Became the 25th player in Nebraska history to surpass 1,000 career receiving yards with a six-catch, 94-yard performance against Northern Illinois

## CAREER HONORS

- » BTN.com All-Freshman Team (2015)
- » Nebraska Newcomer of the Year (2015)
- » Tom Osborne Citizenship Team (2017)
- » Brook Berringer Citizenship Team (2017)

## 2017 GAME-BY-GAME

Opponent	Rec.	Yds	TD	Lg
Arkansas State	5	102	1	44
at Oregon	7	103	2	28
Northern Illinois	6	94	0	28
Rutgers	-- Did Not Play Due to Injury --			
at Illinois				
Wisconsin				
Ohio State				
at Purdue				
Northwestern				
at Minnesota				
at Penn State				
Iowa				
<b>Totals</b>	<b>18</b>	<b>299</b>	<b>3</b>	<b>44</b>



# #10 JD SPIELMAN • RFr. • WR

EDEN PRAIRIE, MINN.  
EDEN PRAIRIE HS

## CAREER STATS

### Receiving

Year	G/S	No.	Yds.	Y/R	Y/G	Long	TDs
2016							
		Redshirt					
2017	4/2	12	171	14.2	42.8	36 vs. Northern Illinois	1
<b>Totals</b>	<b>4/2</b>	<b>12</b>	<b>171</b>	<b>14.2</b>	<b>42.8</b>	<b>36 vs. Northern Illinois</b>	<b>1</b>

### Kick Returns

Year	G/S	No.	Yds.	Y/R	Y/G	Long	TDs
2016							
		Redshirt					
2017	4/2	6	233	38.8	58.3	99 vs. Arkansas State	1
<b>Totals</b>	<b>4/2</b>	<b>6</b>	<b>233</b>	<b>38.8</b>	<b>58.3</b>	<b>99 vs. Arkansas State</b>	<b>1</b>

## CAREER HONORS

- » Nebraska Scout Team Offensive MVP (2016)
- » Nebraska Scholar-Athlete Honor Roll (Fall 2016)

## 2017 GAME-BY-GAME

Opponent	----- Receiving -----				----- Kick Returns -----			
	Rec.	Yds	TD	Lg	Ret.	Yds	TD	Lg
Arkansas State	2	44	0	35	1	99	1	99
at Oregon	2	29	0	23	1	11	0	11
Northern Illinois	3	52	0	36	2	74	0	50
Rutgers	5	46	1	18	2	49	0	25
at Illinois								
Wisconsin								
Ohio State								
at Purdue								
Northwestern								
at Minnesota								
at Penn State								
Iowa								
<b>Totals</b>	<b>12</b>	<b>171</b>	<b>1</b>	<b>36</b>	<b>6</b>	<b>233</b>	<b>1</b>	<b>99</b>

## 2017 SINGLE-GAME HIGHS

- » Receptions - 5 vs. Rutgers
- » Receiving Yards - 52 vs. Northern Illinois
- » Receiving TDs - 1 vs. Rutgers
- » Kick Return Yards - 99 vs. Arkansas State
- » Kick Return TDs - 1 vs. Arkansas State
- » All-Purpose Yards - 143 vs. Arkansas State

## 2017 SEASON NOTES

- » Returned a kick 99 yards for a touchdown in the opener against Arkansas State
- » Hauled in three passes for 52 yards against Northern Illinois
- » Scored first-career receiving touchdown against Rutgers, while catching a career-best five passes for 46 yards



# #12 LUKE GIFFORD • Jr. • LB

LINCOLN, NEB.  
SOUTHEAST HS

## CAREER STATS

Year	G/S	-----Tackles-----					Fum.		QB		
		UT	AT	TT	TFL	Sacks	C-R	BK	PBU	INT	Hry.
2014											
		Redshirt									
2015	6/0	2	5	7	1-3	0.0-0	0-0	0	0	0	0
2016	4/0	0	1	1	0-0	0.0-0	0-0	0	0	0	0
2017	4/4	14	14	28	2-7	0.5-4	0-0	0	1	1	0
<b>Totals</b>	<b>14/4</b>	<b>16</b>	<b>20</b>	<b>36</b>	<b>3-10</b>	<b>0.5-4</b>	<b>0-0</b>	<b>0</b>	<b>1</b>	<b>1</b>	<b>0</b>

## CAREER HONORS

- » Three-Time Nebraska Scholar-Athlete Honor Roll
- » Brook Berringer Citizenship Team (2015, 2016, 2017)
- » Tom Osborne Citizenship Team (2015, 2016, 2017)

## 2017 SEASON NOTES

- » Led Nebraska with a career-high nine tackles against Arkansas State
- » Paced the Huskers with eight tackles, including a half sack, against Northern Illinois
- » Recorded first-career interception against Rutgers, while posting six tackles including a tackle for loss

## CAREER SINGLE-GAME HIGHS

- » Tackles - 9 vs. Arkansas State (2017)
- » Tackles for Loss - 1 three times
- » Pass Breakups - 1 at Oregon (2017)
- » Sacks - 0.5 vs. Northern Illinois (2017)
- » Interceptions - 1 vs. Rutgers (2017)

## 2017 SINGLE-GAME HIGHS

- » Tackles - 9 vs. Arkansas State
- » Tackles for Loss - 1 vs. Northern Illinois, vs. Rutgers
- » Pass Breakups - 1 at Oregon
- » Sacks - 0.5 vs. Northern Illinois
- » Interceptions - 1 vs. Rutgers

## 2017 GAME-BY-GAME

Opponent	--Tackles--		-Sacks-		FF-FR-Yds	Int-Yds	PBU	QBH
	UT-AT-TT	TFL-Yds	No-Yds					
Arkansas State	4-5-9	0-0	0.0-0		0-0-0	0-0	0	0
at Oregon	3-2-5	0-0	0.0-0		0-0-0	0-0	1	0
Northern Illinois	4-4-8	1-4	0.5-4		0-0-0	0-0	0	0
Rutgers	3-3-6	1-3	0.0-0		0-0-0	1--3	0	0
at Illinois								
Wisconsin								
Ohio State								
at Purdue								
Northwestern								
at Minnesota								
at Penn State								
Iowa								
<b>Totals</b>	<b>14-14-28</b>	<b>2-7</b>	<b>0.5-4</b>		<b>0-0-0</b>	<b>1--3</b>	<b>1</b>	<b>0</b>





#13 **TANNER LEE • Jr. • QB**DESTREHAN, LA.  
JESUIT HS/TULANE**CAREER STATS****Passing**

Year	G/GS	Comp-Att-Int	Pct.	Yds.	Y/G	LP	TD	Eff.R.
2013		Redshirt at Tulane						
2014	10/10	185-336-14	55.1	1,962	196.2	74	12	107.6
2015	9/9	143-276-7	51.8	1,639	182.1	76	11	109.8
<b>Totals</b>	<b>19/19</b>	<b>328-612-21</b>	<b>53.6</b>	<b>3,601</b>	<b>189.5</b>	<b>76</b>	<b>23</b>	<b>108.6</b>
2016		Did Not Play - Transfer						
2017	4/4	76-146-9	52.1	898	224.5	44	7	107.2
<b>Totals</b>	<b>23/23</b>	<b>404-758-30</b>	<b>53.3</b>	<b>4,499</b>	<b>195.6</b>	<b>76</b>	<b>30</b>	<b>108.3</b>

**2017 GAME-BY-GAME**

Opponent	Passing				Rushing			
	Comp-Att-Int	Yds	TD	Lg	No.	Yds.	TD	Lg
Arkansas State	19-32-0	238	2	44	1	-7	0	0
at Oregon	19-41-4	252	3	35	3	-19	0	0
Northern Illinois	25-47-3	299	0	36	7	-18	2	4
Rutgers	13-26-2	109	2	18	0	0	0	0
at Illinois								
Wisconsin								
Ohio State								
at Purdue								
Northwestern								
at Minnesota								
at Penn State								
at Iowa								
<b>Totals</b>	<b>76-146-9</b>	<b>898</b>	<b>7</b>	<b>44</b>	<b>11</b>	<b>-44</b>	<b>2</b>	<b>4</b>

**CAREER HONORS**

» 2016 Nebraska Scout Team Offensive MVP

**2017 SEASON NOTES**

» Completed 19 of 32 passes for 238 yards in the opener against Arkansas State, throwing two touchdowns and no interceptions

» Scored first two rushing touchdowns of his career against Northern Illinois

**CAREER HIGHS**

» Pass Attempts – 48 vs. Memphis (2014 at Tulane)

» Pass Completions – 26 vs. Memphis (2014 at Tulane)

» Passing Yards – 301 at East Carolina (2014 at Tulane)

» Passing Touchdowns – 4 vs. UCF (2015 at Tulane)

» Rushing Touchdowns – 2 vs. Northern Illinois (2017)

**2017 SINGLE-GAME HIGHS**


» Pass Attempts – 47 vs. Northern Illinois

» Pass Completions – 25 vs. Northern Illinois

» Passing Yards – 299 Northern Illinois

» Passing Touchdowns – 3 at Oregon

» Rushing Touchdowns – 2 vs. Northern Illinois

#15 **DE'MORNAY PIERSON-EL • Sr. • WR/PR**ALEXANDRIA, VA.  
WEST POTOMAC HS**CAREER STATS****Receiving**

Year	G/S	No.	Yds.	Y/R	Y/G	Long	TDs
2014	13/6	23	321	14.0	24.7	46 at Northwestern	4
2015	5/1	12	111	9.3	22.2	19 vs. Wisconsin	1
2016	13/6	20	254	12.7	19.5	40 vs. Purdue	1
2017	4/3	17	210	12.4	52.5	36 vs. Northern Illinois	3
<b>Totals</b>	<b>35/16</b>	<b>72</b>	<b>896</b>	<b>12.4</b>	<b>25.6</b>	<b>46 at Northwestern</b>	<b>9</b>

**Punt Returns**

Year	G/S	No.	Yds.	Y/R	Y/G	Long	TDs
2014	13/6	34	596	17.5	45.8	86 at Fresno State	3
2015	5/1	4	48	12.0	9.6	42 at Minnesota	0
2016	13/6	23	168	7.3	12.9	45 vs. Oregon	0
2017	4/3	8	69	8.6	17.3	63 vs. Rutgers	0
<b>Totals</b>	<b>35/16</b>	<b>69</b>	<b>881</b>	<b>12.7</b>	<b>25.2</b>	<b>86 at Fresno State</b>	<b>3</b>

**CAREER SINGLE-GAME HIGHS**

» Receptions – 8 vs. USC (2014 Holiday Bowl), vs. Northern Illinois (2017)

» Receiving Yards – 102 vs. USC (2014 Holiday Bowl)

» Receiving TDs – 1, nine times

» Punt Return Yards – 150 at Fresno State

» Punt Return TDs – 1, three times

» All-Purpose Yards – 150, twice

**2017 SINGLE-GAME HIGHS**

» Receptions – 8 vs. Northern Illinois

» Receiving Yards – 101 vs. Northern Illinois

» Receiving TDs – 1 three times

» Punt Return Yards – 56 vs. Rutgers

» Punt Return TDs – 0

» All-Purpose Yards – 114 vs. Northern Illinois

**CAREER HONORS**

» Second-Team All-American (USA Today, SI, FWAA, 2014)

» Third-Team All-American (Athlon, 2014)

» Nebraska Pat Clare Award (2016)

» Freshman All-American (Scout, 247Sports, USA Today, 2014)

» 2014 Jet Award Punt Returner of the Year

» Honorable-Mention All-Big Ten (Media, Coaches, 2016)

» 2x Big Ten Special Teams Player of the Week (Fresno State, Iowa, 2014)

» NU Freshman Record - Long Punt Return, Punt Return Yards & TDs

» NU Bowl Record for Receptions (8 vs. USC, 2014 Holiday Bowl)

» Nebraska Special Teams MVP (2015)

» Nebraska Scholar-Athlete Honor Roll (Fall 2014, 2016)

» Nebraska Student-Athlete HERO Leadership Award (2015)

» Brook Berringer Citizenship Team (2015, 2016, 2017)

» Tom Osborne Citizenship Team (2015, 2016, 2017)

**2017 GAME-BY-GAME**

Opponent	Receiving				Punt Returns			
	No.	Yds	TD	Lg	No.	Yds	TD	Lg
Arkansas State	2	20	1	12	0	0	0	0
at Oregon	4	67	1	34	0	0	0	0
Northern Illinois	8	101	0	36	5	13	0	10
Rutgers	3	22	1	10	3	56	0	63
at Illinois								
Wisconsin								
Ohio State								
at Purdue								
Northwestern								
at Minnesota								
at Penn State								
Iowa								
<b>Totals</b>	<b>17</b>	<b>210</b>	<b>23</b>	<b>36</b>	<b>8</b>	<b>69</b>	<b>0</b>	<b>63</b>

**2017 SEASON NOTES**

» Caught two passes for 20 yards and a touchdown, while rushing for 23 yards against Arkansas State

» Hauled in a career-high-tying eight passes for a season-high 101 yards against Northern Illinois

» Returned a punt 63 yards to set up a Nebraska touchdown against Rutgers, the 12th return of at least 25 yards in his career, while catching three passes and a touchdown



# #17 SEDRICK KING • Jr. • LB

 PLANT CITY, FLA.  
PLANT CITY HS

## CAREER STATS

Year	G/S	Tackles					Fum.		QB
		UT	AT	TT	TFL	Sacks	C-R	BK	
2015	2/0	0	0	0	0-0	0.0-0	0-0	0	0
2016	8/0	0	4	4	0-0	0.0-0	0-0	0	0
2017	2/1	0	0	0	0-0	0.0-0	0-0	0	0
<b>Totals</b>	<b>12/1</b>	<b>0</b>	<b>4</b>	<b>4</b>	<b>0-0</b>	<b>0.0-0</b>	<b>0-0</b>	<b>0</b>	<b>0</b>

## 2017 SEASON NOTES

» Made first-career start against Rutgers

## CAREER SINGLE-GAME HIGHS

 » Tackles - 2 vs. Tennessee (2016)  
» Tackles for Loss - 0  
» Sacks - 0

## 2017 SINGLE-GAME HIGHS

 » Tackles - 0  
» Tackles for Loss - 0  
» Sacks - 0

## 2017 GAME-BY-GAME

Opponent	Tackles		TFL-Yds	Sacks-No-Yds	FF-FR-Yds	Int-Yds	PBU	QBH
	UT	AT						
Arkansas State	-- Did Not Play --							
at Oregon	-- Did Not Play --							
Northern Illinois	0-0-0		0-0	0.0-0	0-0-0	0-0	0	0
Rutgers	0-0-0		0-0	0.0-0	0-0-0	0-0	0	0
at Illinois								
Wisconsin								
Ohio State								
at Purdue								
Northwestern								
at Minnesota								
at Penn State								
Iowa								
<b>Totals</b>	<b>0-0-0</b>		<b>0-0</b>	<b>0.0-0</b>	<b>0-0-0</b>	<b>0-0</b>	<b>0</b>	<b>0</b>



# #18 TRE BRYANT • So. • IB

 ST. LOUIS, MO.  
CHRISTIAN BROTHERS COLLEGE

## CAREER STATS

Year	G/S	Att.	Gain	Loss	Net	Y/A	Y/G	Long	TDs
2016	12/0	43	179	7	172	4.0	14.3	22 vs. Maryland	1
2017	2/2	51	304	5	299	5.9	149.5	35 vs. Arkansas State	2
<b>Totals</b>	<b>14/2</b>	<b>94</b>	<b>483</b>	<b>12</b>	<b>471</b>	<b>5.0</b>	<b>33.6</b>	<b>35 vs. Arkansas State</b>	<b>3</b>

## CAREER HONORS

 » Nebraska Newcomer of the Year (2016)  
» Brook Berringer Citizenship Team (2017)  
» Tom Osborne Citizenship Team (2017)

## CAREER SINGLE-GAME HIGHS

 » Rushes - 31 vs. Arkansas State (2017)  
» Rushing Yards - 192 vs. Arkansas State (2017)  
» Rushing TDs - 1 vs. Fresno State (2016), vs. Arkansas State (2017), at Oregon (2017)  
» Receiving TDs - 1 vs. Minnesota (2016)  
  
» Kick Return Yards - 124 at Ohio State (2016)  
» Kick Return TDs - 0  
  
» All-Purpose Yards - 192 vs. Arkansas State (2017)

## 2017 SINGLE-GAME HIGHS

 » Rushes - 31 vs. Arkansas State  
» Rushing Yards - 192 vs. Arkansas State  
» Rushing TDs - 1 vs. Arkansas State, at Oregon  
  
» All-Purpose Yards - 192 vs. Arkansas State

## 2017 GAME-BY-GAME

Opponent	No.	Yds	TD	Lg
Arkansas State	31	192	1	35
at Oregon	20	107	1	25
Northern Illinois	-- Did Not Play Due to Injury --			
Rutgers	-- Did Not Play Due to Injury --			
at Illinois				
Wisconsin				
Ohio State				
at Purdue				
Northwestern				
at Minnesota				
at Penn State				
Iowa				
<b>Totals</b>	<b>51</b>	<b>299</b>	<b>2</b>	<b>35</b>

## 2017 SEASON NOTES

 » Ran for a career-high 192 yards on 31 carries with a touchdown against Arkansas State  
» Rushed for 107 yards against Oregon to give him back-to-back 100-yard rushing games. He became the first Husker to post back-to-back 100-yard rushing games to open a season since Ameer Abdullah in 2013.


# #19 MARQUEL DISMUKE • RFr. • DB

 COMPTON, CALIF.  
CALABASAS HS

## CAREER STATS

Year	G/S	Tackles					Fum.		QB
		UT	AT	TT	TFL	Sacks	C-R	BK	
2016		Redshirt							
2017	4/0	0	0	0	0-0	0.0-0	0-1	0	0
<b>Totals</b>	<b>4/0</b>	<b>0</b>	<b>0</b>	<b>0</b>	<b>0-0</b>	<b>0.0-0</b>	<b>0-1</b>	<b>0</b>	<b>0</b>

## CAREER HONORS

» Nebraska Scholar-Athlete Honor Roll (Fall 2016)

## 2017 SEASON NOTES

» Recovered a fumble against Northern Illinois

## 2017 SINGLE-GAME HIGHS

 » Tackles - 0  
» Tackles for Loss - 0  
» Sacks - 0  
» Pass Breakups - 0  
» Interceptions - 0

## 2017 GAME-BY-GAME

Opponent	Tackles		TFL-Yds	Sacks-No-Yds	FF-FR-Yds	Int-Yds	PBU	QBH
	UT	AT						
Arkansas State	0-0-0		0-0	0.0-0	0-0-0	0-0	0	0
at Oregon	0-0-0		0-0	0.0-0	0-0-0	0-0	0	0
Northern Illinois	0-0-0		0-0	0.0-0	0-1-0	0-0	0	0
Rutgers	0-0-0		0-0	0.0-0	0-0-0	0-0	0	0
at Illinois								
Wisconsin								
Ohio State								
at Purdue								
Northwestern								
at Minnesota								
at Penn State								
Iowa								
<b>Totals</b>	<b>0-0-0</b>		<b>0-0</b>	<b>0.0-0</b>	<b>0-1-0</b>	<b>0-0</b>	<b>0</b>	<b>0</b>



## #21 LAMAR JACKSON • So. • DB

ELK GROVE, CALIF.  
FRANKLIN HS

## CAREER STATS

Year	G/S	-----Tackles-----					Fum.		QB
		UT	AT	TT	TFL	Sacks	C-R	BK	
2016	13/1	14	3	17	2-14	1.0-11	0-0	0	0
2017	4/4	10	4	14	0-0	0.0-0	0-0	0	1
<b>Totals</b>	<b>17/5</b>	<b>24</b>	<b>7</b>	<b>31</b>	<b>2-14</b>	<b>1.0-11</b>	<b>0-0</b>	<b>0</b>	<b>1</b>

## CAREER SINGLE-GAME HIGHS

- » Tackles - 5 vs. Fresno State (2016), vs. Arkansas State (2017)
- » Tackles for Loss - 2 vs. Fresno State (2016)
- » Pass Breakups - 1 vs. Arkansas State (2017)
- » Interceptions - 0

## 2017 SINGLE-GAME HIGHS

- » Tackles - 5 vs. Arkansas State
- » Tackles for Loss - 0
- » Tackles for Loss - 0
- » Pass Breakups - 1 vs. Arkansas State
- » Interceptions - 0

## 2017 GAME-BY-GAME

Opponent	--Tackles--		-Sacks-		FF-FR-Yds	Int-Yds	PBU	QBH
	UT-AT-TT	TFL-Yds	No-Yds	FF-FR-Yds				
Arkansas State	5-0-5	0-0	0.0-0	0-0-0	0-0	0	0	0
at Oregon	1-2-3	0-0	0.0-0	0-0-0	0-0	0	0	0
Northern Illinois	1-1-2	0-0	0.0-0	0-0-0	0-0	0	0	0
Rutgers	3-1-4	0-0	0.0-0	0-0-0	0-0	0	0	0
at Illinois								
Wisconsin								
Ohio State								
at Purdue								
Northwestern								
at Minnesota								
at Penn State								
Iowa								
<b>Totals</b>	<b>10-4-14</b>	<b>0-0</b>	<b>0.0-0</b>	<b>0-0-0</b>	<b>0-0</b>	<b>1</b>	<b>0</b>	



## #21 MIKALE WILBON • Jr. • IB

CHICAGO, ILL.  
DE LA SALLE INSTITUTE

## CAREER STATS

Year	G/S	Att.	Gain	Loss	Net	Y/A	Y/G	Long	TDs
2014									
2015	4/0	9	42	7	35	3.9	8.8	19 vs. South Alabama	0
2016	10/0	15	91	2	89	5.9	8.9	32 at Northwestern	0
2017	4/2	43	201	10	191	4.4	47.8	25 vs. Northern Illinois	3
<b>Totals</b>	<b>18/2</b>	<b>67</b>	<b>334</b>	<b>19</b>	<b>315</b>	<b>4.7</b>	<b>17.5</b>	<b>32 at Northwestern</b>	<b>3</b>

## CAREER HONORS

- » 2014 Nebraska Offensive Scout Team MVP

## 2017 SEASON NOTES

- » Scored first career touchdown on a seven-yard run against Arkansas State
- » Ran for 90 yards on 24 carries in his first-career start against Northern Illinois
- » Rushed for 78 yards and a touchdown against Rutgers

## CAREER SINGLE-GAME HIGHS

- » Rushes - 24 vs. Northern Illinois (2017)
- » Rushing Yards - 90 vs. Northern Illinois (2017)
- » Rushing Touchdowns - 1 three times

## 2017 SINGLE-GAME HIGHS

- » Rushes - 24 vs. Northern Illinois
- » Rushing Yards - 90 vs. Northern Illinois
- » Rushing Touchdowns - 1 vs. Arkansas State, at Oregon, vs. Rutgers

## 2017 GAME-BY-GAME

Opponent	----- Rushing -----				----- Receiving -----			
	No.	Yds	TD	Lg	No.	Yds	TD	Lg
Arkansas State	2	15	1	8	3	7	0	6
at Oregon	3	8	1	4	1	4	0	4
Northern Illinois	24	90	0	25	3	14	0	11
Rutgers	14	78	1	15	1	-2	0	0
at Illinois								
Wisconsin								
Ohio State								
at Purdue								
Northwestern								
at Minnesota								
at Penn State								
Iowa								
<b>Totals</b>	<b>43</b>	<b>191</b>	<b>3</b>	<b>25</b>	<b>8</b>	<b>23</b>	<b>0</b>	<b>11</b>



## #22 ALEX DAVIS • So. • LB

RIVIERA BEACH, FLA.  
DWYER HS

## CAREER STATS

Year	G/S	-----Tackles-----					Fum.		QB
		UT	AT	TT	TFL	Sacks	C-R	BK	
2015									
2016	13/0	0	2	2	0-0	0.0-0	0-0	0	0
2017	4/0	1	1	2	1-3	0.5-3	0-0	0	0
<b>Totals</b>	<b>17/0</b>	<b>1</b>	<b>3</b>	<b>4</b>	<b>1-3</b>	<b>0.5-3</b>	<b>0-0</b>	<b>0</b>	<b>0</b>

## CAREER HONORS

- » Scout Team Defensive MVP (2015)
- » Nebraska Scholar-Athlete Honor Roll (Spring 2016)
- » Brook Berringer Citizenship Team (2016, 2017)
- » Tom Osborne Citizenship Team (2016, 2017)

## 2017 SEASON NOTES

- » Recorded a half sack against Northern Illinois

## CAREER SINGLE-GAME HIGHS

- » Tackles - 1 four times
- » Tackles for Loss - 1 vs. Northern Illinois (2017)
- » Sacks - 0.5 vs. Northern Illinois (2017)

## 2017 SINGLE-GAME HIGHS

- » Tackles - 1 vs. Arkansas State, vs. Northern Illinois
- » Tackles for Loss - 1 vs. Northern Illinois
- » Sacks - 0.5 vs. Northern Illinois

## 2017 GAME-BY-GAME

Opponent	--Tackles--		-Sacks-		FF-FR-Yds	Int-Yds	PBU	QBH
	UT-AT-TT	TFL-Yds	No-Yds	FF-FR-Yds				
Arkansas State	1-0-1	0-0	0.0-0	0-0-0	0-0	0	0	0
at Oregon	0-0-0	0-0	0.0-0	0-0-0	0-0	0	0	0
Northern Illinois	0-1-1	1-3	0.5-3	0-0-0	0-0	0	0	0
Rutgers	0-0-0	0-0	0.0-0	0-0-0	0-0	0	0	0
at Illinois								
Wisconsin								
Ohio State								
at Purdue								
Northwestern								
at Minnesota								
at Penn State								
Iowa								
<b>Totals</b>	<b>1-1-2</b>	<b>1-3</b>	<b>0.5-3</b>	<b>0-0-0</b>	<b>0-0</b>	<b>0</b>	<b>0</b>	





## #22 DEVINE OZIGBO • Jr. • IB

SACHSE, TEXAS  
SACHSE HS

## CAREER STATS

Year	G/S	Att.	Gain	Loss	Net	Y/A	Y/G	Long	TDs
2015	11/0	38	212	3	209	5.5	19.0	31 at Illinois	1
2016	11/1	97	429	17	412	4.2	37.5	42 vs. Tennessee	5
2017	2/0	26	113	4	109	4.2	54.5	20 vs. Rutgers	0
<b>Totals</b>	<b>24/1</b>	<b>161</b>	<b>754</b>	<b>24</b>	<b>730</b>	<b>4.5</b>	<b>30.4</b>	<b>42 vs. Tennessee</b>	<b>6</b>

## CAREER HONORS

» Nebraska Scholar-Athlete Honor Roll (Fall 2016)

## 2017 SEASON NOTES

» Rushed for 101 yards on a career-high 24 carries against Rutgers, his second career 100-yard rushing effort

## CAREER SINGLE-GAME HIGHS

» Rushes - 24 vs. Rutgers (2017)  
» Rushing Yards - 103 vs. Fresno State (2016)  
» Rushing Touchdowns - 2 vs. Fresno State (2016)

## 2017 SINGLE-GAME HIGHS

» Rushes - 24 vs. Rutgers  
» Rushing Yards - 101 vs. Rutgers  
» Rushing Touchdowns - 0

## 2017 GAME-BY-GAME

Opponent	----- Rushing -----				----- Receiving -----			
	No.	Yds	TD	Lg	No.	Yds	TD	Lg
Arkansas State	-- Did Not Play --							
at Oregon	-- Did Not Play --							
Northern Illinois	2	8	0	8	0	0	0	0
Rutgers	24	101	0	20	0	0	0	0
at Illinois								
Wisconsin								
Ohio State								
at Purdue								
Northwestern								
at Minnesota								
at Penn State								
Iowa								
<b>Totals</b>	<b>26</b>	<b>109</b>	<b>0</b>	<b>20</b>	<b>0</b>	<b>0</b>	<b>0</b>	<b>0</b>



## #23 DICAPRIO BOOTLE • RFr. • DB

MIAMI, FLA.  
SOUTHRIDGE HS

## CAREER STATS

Year	G/S	(-Tackles-----)				Fum.				QB	
		UT	AT	TT	TFL	Sacks	C-R	BK	PBU	INT	Hry.
2016		Redshirt									
2017	4/0	7	1	8	0-0	0.0-0	0-0	0	0	0	0
<b>Totals</b>	<b>4/0</b>	<b>7</b>	<b>1</b>	<b>8</b>	<b>0-0</b>	<b>0.0-0</b>	<b>0-0</b>	<b>0</b>	<b>0</b>	<b>0</b>	<b>0</b>

## CAREER HONORS

» Nebraska Scholar-Athlete Honor Roll (Fall 2015)

## 2017 SEASON NOTES

» Recorded a career-high four tackles against Oregon

## 2017 SINGLE-GAME HIGHS

» Tackles - 4 at Oregon  
» Tackles for Loss - 0  
» Sacks - 0  
» Pass Breakups - 0  
» Interceptions - 0

## 2017 GAME-BY-GAME

	--Tackles--		-Sacks-				
Opponent	UT-AT-TT	TFL-Yds	No-Yds	FF-FR-Yds	Int-Yds	PBU	QBH
Arkansas State	2-0-2	0-0	0.0-0	0-0-0	0-0	0	0
at Oregon	4-0-4	0-0	0.0-0	0-0-0	0-0	0	0
Northern Illinois	0-1-1	0-0	0.0-0	0-0-0	0-0	0	0
Rutgers	1-0-1	0-0	0.0-0	0-0-0	0-0	0	0
at Illinois							
Wisconsin							
Ohio State							
at Purdue							
Northwestern							
at Minnesota							
at Penn State							
Iowa							
Totals	7-1-8	0-0	0.0-0	0-0-0	0-0	0	0



## #24 AARON WILLIAMS • Jr. • DB

ATLANTA, GA.  
CARVER HS

## CAREER STATS

Year	G/S	(-Tackles-----)				Fum.				QB	
		UT	AT	TT	TFL	Sacks	C-R	BK	PBU	INT	Hry.
2015	13/3	17	7	24	3-9	0.0-0	0-0	0	0	0	0
2016	13/11	32	30	62	6-22	2.0-18	0-0	0	7	3	0
2017	4/4	12	12	24	1-4	0.0-0	1-0	0	1	1	0
<b>Totals</b>	<b>30/18</b>	<b>61</b>	<b>49</b>	<b>110</b>	<b>10-35</b>	<b>2.0-18</b>	<b>1-0</b>	<b>0</b>	<b>8</b>	<b>4</b>	<b>0</b>

## CAREER HONORS

» Nebraska Scholar-Athlete Honor Roll (Spring 2015)

## 2017 SEASON NOTES

» Made six tackles and had a pass breakup against Arkansas State  
» Had a career-high 12 tackles and first fumble recovery against Oregon

## CAREER SINGLE-GAME HIGHS

» Tackles - 12 at Oregon (2017)  
» Tackles for Loss - 1, nine times  
» Sacks - 1.0 at Indiana (2016), vs. Maryland (2016)  
» Pass Breakups - 2 vs. Maryland (2016)  
» Interceptions - 1 vs. Wyoming, at Northwestern, at Indiana (2016), at Oregon (2017)  
» Fumble Recovery - 1 at Oregon

## 2017 SINGLE-GAME HIGHS

» Tackles - 12 at Oregon  
» Tackles for Loss - 1 vs. Northern Illinois  
» Sacks - 0  
» Pass Breakups - 1 vs. Arkansas State  
» Interceptions - 1 at Oregon  
» Fumble Recovery - 1 at Oregon

## 2017 GAME-BY-GAME

Opponent	--Tackles--	TFL-Yds	-Sacks-	FF-FR-Yds	Int-Yds	PBU	QBH
	UT-AT-TT		No-Yds				
Arkansas State	3-3-6	0-0	0.0-0	0-0-0	0-0	1	0
at Oregon	6-6-12	0-0	0.0-0	0-1-0	1-27	0	0
Northern Illinois	2-3-5	1-4	0.0-0	0-0-0	0-0	0	0
Rutgers	1-0-1	0-0	0.0-0	0-0-0	0-0	0	0
at Illinois							
Wisconsin							
Ohio State							
at Purdue							
Northwestern							
at Minnesota							
at Penn State							
Iowa							
Totals	12-12-24	1-4	0.0-0	0-1-0	1-27	1	0

#25 **ANTONIO REED • Jr. • DB**MEMPHIS, TENN.  
SOUTHAVEN HS (MISS.)

## CAREER STATS

Year	G/S	Tackles					Fum.		QB Hry.
		UT	AT	TT	TFL	Sacks	C-R	BK	
2015	13/0	9	1	10	0-0	0.0-0	2-0	0	0
2016	12/1	14	8	22	0-0	0.0-0	0-0	0	2
2017	4/2	11	8	19	2-5	0.0-0	1-0	0	1
<b>Totals</b>	<b>29/3</b>	<b>34</b>	<b>17</b>	<b>51</b>	<b>2-5</b>	<b>0.0-0</b>	<b>3-0</b>	<b>0</b>	<b>2</b>

## CAREER HONORS

- » Brook Berringer Citizenship Team (2017)
- » Tom Osborne Citizenship Team (2017)

## 2017 SEASON NOTES

- » Recorded a career-high six tackles and intercepted the first pass of his career in the game against Rutgers

## 2017 GAME-BY-GAME

Opponent	Tackles		Sacks		FF-FR-Yds	Int-Yds	PBU	QBH
	UT-AT-TT	TFL-Yds	No-Yds	FF-FR-Yds				
Arkansas State	2-1-3	0-0	0.0-0	0-0-0	0-0	0	0	
at Oregon	2-3-5	1-4	0.0-0	1-0-0	0-0	0	0	
Northern Illinois	3-2-5	1-1	0.0-0	0-0-0	0-0	0	0	
Rutgers	4-2-6	0-0	0.0-0	0-0-0	1-19	0	0	
at Illinois								
Wisconsin								
Ohio State								
at Purdue								
Northwestern								
at Minnesota								
at Penn State								
Iowa								
<b>Totals</b>	<b>11-8-19</b>	<b>2-5</b>	<b>0.0-0</b>	<b>1-0-0</b>	<b>1-19</b>	<b>0</b>	<b>0</b>	

## CAREER SINGLE-GAME HIGHS

- » Tackles - 6 vs. Rutgers (2017)
- » Pass Breakups - 1, vs. Purdue, Maryland (2016)
- » Forced Fumbles - 1 at Oregon (2017)
- » Interceptions - 1 vs. Rutgers (2017)

## 2017 SINGLE-GAME HIGHS

- » Tackles - 6 vs. Rutgers
- » Tackles for Loss - 1 at Oregon, vs. Northern Illinois
- » Sacks - 0
- » Pass Breakups - 0
- » Forced Fumbles - 1 at Oregon
- » Interceptions - 1 vs. Rutgers

#26 **KIERON WILLIAMS • Sr. • DB**SHREVEPORT, LA.  
AIR FORCE PREP/C.E. BYRD HS

## CAREER STATS

Year	G/S	Tackles					Fum.		QB Hry.
		UT	AT	TT	TFL	Sacks	C-R	BK	
2014	13/0	4	5	9	1-1	0.0-0	0-0	3	0
2015	13/0	5	2	7	0-0	0.0-0	0-0	0	0
2016	13/9	43	26	69	4-2	0.0-0	0-0	0	2
2017	4/0	0	0	0	0-0	0.0-0	0-0	0	0
<b>Totals</b>	<b>43/9</b>	<b>52</b>	<b>33</b>	<b>85</b>	<b>4-3</b>	<b>0.0-0</b>	<b>0-0</b>	<b>3</b>	<b>2</b>

## CAREER HONORS

- » Brook Berringer Citizenship Team (2015, 2016, 2017)
- » Tom Osborne Citizenship Team (2015, 2016, 2017)

## CAREER SINGLE-GAME HIGHS

- » Tackles - 10 vs. Fresno State (2016), at Indiana (2016)
- » Tackles for Loss - 1, five times
- » Pass Breakups - 1 vs. Oregon (2016), vs. Purdue (2016)
- » Interceptions - 2 vs. Purdue (2016)
- » Blocked Punts - 2 vs. USC (2014 Holiday Bowl)\*
- \*Tied school record

## 2017 GAME-BY-GAME

Opponent	Tackles		Sacks		FF-FR-Yds	Int-Yds	PBU	QBH
	UT-AT-TT	TFL-Yds	No-Yds	FF-FR-Yds				
Arkansas State	0-0-0	0-0	0.0-0	0-0-0	0-0	0	0	
at Oregon	0-0-0	0-0	0.0-0	0-0-0	0-0	0	0	
Northern Illinois	0-0-0	0-0	0.0-0	0-0-0	0-0	0	0	
Rutgers	0-0-0	0-0	0.0-0	0-0-0	0-0	0	0	
at Illinois								
Wisconsin								
Ohio State								
at Purdue								
Northwestern								
at Minnesota								
at Penn State								
Iowa								
<b>Totals</b>	<b>0-0-0</b>	<b>0-0</b>	<b>0.0-0</b>	<b>0-0-0</b>	<b>0-0</b>	<b>0</b>	<b>0</b>	

#33 **JAYLIN BRADLEY • Fr. • IB**BELLEVUE, NEB.  
BELLEVUE WEST HS

## CAREER STATS

Year	G/S	Att.	Gain	Loss	Net	Y/A	Y/G	Long	TDs
2017	2/0	6	16	0	16	2.7	8.0	8 vs. Rutgers	0
<b>Totals</b>	<b>2/0</b>	<b>6</b>	<b>16</b>	<b>0</b>	<b>16</b>	<b>2.7</b>	<b>8.0</b>	<b>8 vs. Rutgers</b>	<b>0</b>

## 2017 SINGLE-GAME HIGHS

- » Rushes - 6 vs. Rutgers
- » Rushing Yards - 16 vs. Rutgers
- » Rushing Touchdowns - 0

## 2017 GAME-BY-GAME

Opponent	Rushing				Receiving			
	No.	Yds	TD	Lg	No.	Yds	TD	Lg
Arkansas State	-- Did Not Play --							
at Oregon	-- Did Not Play --							
Northern Illinois	0	0	0	0	0	0	0	0
Rutgers	6	16	0	8	0	0	0	0
at Illinois								
Wisconsin								
Ohio State								
at Purdue								
Northwestern								
at Minnesota								
at Penn State								
Iowa								
<b>Totals</b>	<b>6</b>	<b>16</b>	<b>0</b>	<b>8</b>	<b>0</b>	<b>0</b>	<b>0</b>	<b>0</b>



# #34 DREW BROWN • Sr. • PK

 SOUTHLAKE, TEXAS  
SOUTHLAKE CARROLL HS

## CAREER STATS

Year	G/S	PAT	FG	Pct.	TP	PPG	0-19	20-29	30-39	40-49	50+	Lg
2014	13/13	59/59	14/21	66.7	101	7.8	1-1	4-5	7-8	2-6	0-1	44
2015	13/13	45/47	21/27	77.8	107	8.2	0-0	6-7	2-3	12-14	1-3	50
2016	13/13	38/38	12/14	85.7	74	5.7	0-0	4-4	4-4	3-4	1-2	51
2017	4/4	15/15	5/6	83.3	30	7.5	0-0	2-2	2-3	1-1	0-0	41
<b>Totals</b>	<b>43/43</b>	<b>157/159</b>	<b>52/68</b>	<b>76.5</b>	<b>312</b>	<b>7.3</b>	<b>1-1</b>	<b>16-18</b>	<b>15-18</b>	<b>18-25</b>	<b>2-6</b>	<b>51</b>

## 2017 SEASON NOTES

- » Made a pair of field goals, including a 41-yarder, in the opener against Arkansas State
- » Became the third Husker with at least 50 field goals when he connected on a pair of kicks in the Northern Illinois game. He also became the sixth Husker to reach at least 300 points in the game against NIU.
- » Connected on a pair of fourth quarter field goals against Rutgers

## 2017 GAME-BY-GAME

Opponent	XP-ATT	FG-ATT	Lg	Blk	Pts
Arkansas State	5-5	2-2	41	0	11
at Oregon	5-5	0-0	0	0	5
Northern Illinois	2-2	1-2	36	1	5
Rutgers	3-3	2-2	32	0	9
at Illinois					
Wisconsin					
Ohio State					
at Purdue					
Northwestern					
at Minnesota					
at Penn State					
Iowa					
<b>Totals</b>	<b>15-15</b>	<b>5-6</b>	<b>41</b>	<b>1</b>	<b>30</b>

## CAREER HONORS

- » Wuerffel Trophy Watch List (2016)
- » Allstate AFCA Good Works Team Watch List (2016)
- » Lou Groza Award Watch List (2016)
- » Second-Team All-Big Ten (Media, Associated Press, 2015)
- » Honorable-Mention All-Big Ten (Coaches, 2015; Media, 2016)
- » NCAA Record for Field Goals in a Half, Tied Record (5, 1st Half vs. Southern Miss)
- » Memorial Stadium Record for Most Field Goals, Tied Record (5 vs. Southern Miss)
- » Nebraska Sophomore Record for Season Field Goals (21 in 2015)
- » Nebraska Freshman Scoring Record (101 in 2015)
- » Nebraska Scholar-Athlete Honor Roll (Fall 2014; Spring 2016, 2017)
- » Brook Berringer Citizenship Team (2015, 2016, 2017)
- » Tom Osborne Citizenship Team (2015, 2016, 2017)

## CAREER SINGLE-GAME HIGHS

- » FGs – 5 vs. Southern Miss (2015)
- » Long FG – 51 vs. Purdue (2016)
- » PATs – 7 at Fresno State (2014), vs. Wyoming (2016)

## 2017 SINGLE-GAME HIGHS

- » FGs – 2 vs. Arkansas State, vs. Rutgers
- » Long FG – 41 vs. Arkansas State
- » PATs – 5 vs. Arkansas State, at Oregon



# #35 CALEB LIGHTBOURN • So. • P

 WASHOUGAL, WASH.  
CAMAS HS

## CAREER STATS

Year	G/S	No.	Yds.	Avg.	Long	TB	FC	I20	50+	Blk.
2016	12/12	65	2,578	39.7	58	5	18	21	10	0
2017	4/4	23	972	42.3	64	1	8	9	7	0
<b>Totals</b>	<b>16/16</b>	<b>88</b>	<b>3,550</b>	<b>40.3</b>	<b>64</b>	<b>6</b>	<b>26</b>	<b>30</b>	<b>17</b>	<b>0</b>

## CAREER HONORS

- » Big Ten Freshman of the Week (vs. Oregon, 2016)
- » Nebraska Scholar-Athlete Honor Roll (Fall 2016)
- » Brook Berringer Citizenship Team (2017)
- » Tom Osborne Citizenship Team (2017)

## 2017 GAME-BY-GAME

Opponent	No.	Yds	Avg	Lg	Blkd	TB	I20
Arkansas State	5	212	42.4	54	0	0	3
at Oregon	7	282	40.3	46	0	0	3
Northern Illinois	6	284	47.3	55	0	1	0
Rutgers	5	194	38.8	64	0	0	3
at Illinois							
Wisconsin							
Ohio State							
at Purdue							
Northwestern							
at Minnesota							
at Penn State							
Iowa							
<b>Totals</b>	<b>23</b>	<b>972</b>	<b>42.3</b>	<b>64</b>	<b>0</b>	<b>1</b>	<b>9</b>

## 2017 SEASON NOTES

- » Recorded punts inside the 20 three times in each of the first two games this season
- » Averaged a career-high 47.3 yards on six punts against Northern Illinois, marking his career best, while recording four punts over 50 yards
- » Boomed a career-best 64-yard punt against Rutgers, while pinning the Scarlet Knights inside the 20 on three punts

## CAREER SINGLE-GAME HIGHS

- » Punts – 10 at Iowa (2016)
- » Punting Average – 47.3 vs. Northern Illinois (2017)
- » Inside 20 – 3, eight times

## 2017 SINGLE-GAME HIGHS

- » Punts - 7 at Oregon
- » Punting Average – 47.3 vs. Northern Illinois
- » Inside 20 – 3 vs. Arkansas State, at Oregon, vs. Rutgers



# #41 LUKE MCNITT • Sr. • FB

 KEARNEY, NEB.  
NEBRASKA-KEARNEY/KEARNEY HS

## CAREER STATS

Year	G/S	Att.	Gain	Loss	Net	Y/A	Y/G	Long	TDs
2014		Redshirt							
2015	5/0	0	0	0	0	0.0	0.0	0	0
2016	13/3	2	4	0	4	2.0	0.3	2 vs. Iowa	0
2017	4/0	3	6	0	6	2.0	1.5	4 vs. Northern Illinois	0
<b>Totals</b>	<b>22/3</b>	<b>5</b>	<b>10</b>	<b>0</b>	<b>10</b>	<b>2.0</b>	<b>0.5</b>	<b>4 vs. Northern Illinois</b>	<b>0</b>

## 2017 GAME-BY-GAME

Opponent	Rushing				Receiving			
	No.	Yds	TD	Lg	No.	Yds	TD	Lg
Arkansas State	1	0	0	0	1	11	0	11
at Oregon	1	2	0	2	0	0	0	0
Northern Illinois	1	4	0	4	0	0	0	0
Rutgers	0	0	0	0	0	0	0	0
at Illinois								
Wisconsin								
Ohio State								
at Purdue								
Northwestern								
at Minnesota								
at Penn State								
Iowa								
<b>Totals</b>	<b>3</b>	<b>6</b>	<b>0</b>	<b>4</b>	<b>1</b>	<b>11</b>	<b>0</b>	<b>11</b>

## CAREER HONORS

- » Academic All-Big Ten (2015, 2016)
- » Nebraska Lifter of the Year (2016)
- » Nebraska Scholar-Athlete Honor Roll (Spring 2017)
- » Brook Berringer Citizenship Team (2017)
- » Tom Osborne Citizenship Team (2017)

## CAREER HIGHS


- » Rushes - 2 vs. Iowa (2016)
- » Rushing Yards – 4 vs. Iowa (2016), vs. Northern Illinois (2017)

## 2017 SINGLE-GAME HIGHS

- » Rushes - 1 vs. Arkansas State, at Oregon, vs. Northern Illinois
- » Rushing Yards – 4 vs. Northern Illinois
- » Tackles – 2 vs. Arkansas State

- » Season Total Tackles – 2





## #43 TYRIN FERGUSON • So. • LB


NEW ORLEANS, LA.  
EDNA KARR HS

## CAREER STATS

		(------Tackles-----)					Fum.			QB		
Year	G/S	UT	AT	TT	TFL	Sacks	C-R	BK	PBU	INT	Hry.	
2015	10/0	3	2	5	0-0	0.0-0	0-0	0	0	0	0	
2016		Redshirt										
2017	3/0	1	2	3	0-0	0.0-0	0-0	0	0	1	0	
Totals	13/0	4	4	8	0-0	0.0-0	0-0	0	0	1	0	

## 2017 GAME-BY-GAME

	--Tackles--		-Sacks-				
Opponent	UT-AT-TT	TFL-Yds	No-Yds	FF-FR-Yds	Int-Yds	PBU	QBH
Arkansas State	0-0-0	0-0	0.0-0	0-0-0	1-0	0	0
at Oregon	0-1-1	0-0	0.0-0	0-0-0	0-0	0	0
Northern Illinois	1-1-2	0-0	0.0-0	0-0-0	0-0	0	0
Rutgers	-- Did Not Play Due to Injury --						
at Illinois							
Wisconsin							
Ohio State							
at Purdue							
Northwestern							
at Minnesota							
at Penn State							
Iowa							
Totals	1-2-3	0-0	0.0-0	0-0-0	1-0	0	



## #44 MICK STOLTENBERG • Jr. • DL

GRETNA, NEB.  
GRETNA HS

## CAREER STATS

		(------Tackles-----)					Fum.				QB
Year	G/S	UT	AT	TT	TFL	Sacks	C-R	BK	PBU	INT	Hry.
2014		Redshirt									
2015	9/0	2	0	2	1-6	1.0-6	0-1	0	0	0	0
2016	12/9	9	16	25	3-6	1.5-5	0-0	0	0	0	1
2017	4/4	4	7	11	1-1	0.0-0	0-0	0	0	0	1
Totals	25/13	15	23	38	5-13	2.5-11	0-1	0	0	0	2

## 2017 GAME-BY-GAME

2017 GAME BY GAME

Opponent	--Tackles--	TFL-Yds	-Sacks-	FF-FR-Yds	Int-Yds	PBU	QBH
	UT-AT-TT		No-Yds				
Arkansas State	0-2-2	0-0	0.0-0	0-0-0	0-0	0	1
at Oregon	3-2-5	0-0	0.0-0	0-0-0	0-0	0	0
Northern Illinois	0-1-1	1-1	0.0-0	0-0-0	0-0	0	0
Rutgers	1-2-3	0-0	0.0-0	0-0-0	0-0	0	0
at Illinois							
Wisconsin							
Ohio State							
at Purdue							
Northwestern							
at Minnesota							
at Penn State							
Iowa							
Totals	4-7-11	1-1	0.0-0	0-0-0	0-0	0	1



## #46 JOSHUA KALU • Sr. • DB

HOUSTON, TEXAS  
ALIEF TAYLOR HS

## CAREER STATS

		(------Tackles-----)					Fum.					QB
Year	G/S	UT	AT	TT	TFL	Sacks	C-R	BK	PBU	INT	Hry.	
2014	13/2	20	7	27	1-1	0.0-0	2-1	0	3	1	1	
2015	13/13	51	24	75	5-27	1.0-8	0-0	1	7	3	1	
2016	13/13	48	18	66	3-8	1.0-6	0-0	1	11	1	2	
2017	2/2	5	2	7	0-0	0.0-0	0-0	0	1	1	0	
Totals	41/30	124	51	175	9-36	2.0-14	2-1	2	22	6	4	

## 2017 GAME-BY-GAME

2017 GAME LOG

Opponent	--Tackles--		-Sacks-		FF-FR-Yds	Int-Yds	PBU	QBH
	UT-AT-TT	TFL-Yds	No-Yds					
Arkansas State	4-2-6	0-0	0.0-0	0-0-0	0-0-0	1-0	1	0
at Oregon	1-0-1	0-0	0.0-0	0-0-0	0-0-0	0-0	0	0
Northern Illinois	-- Did Not Play Due to Injury --							
Rutgers	-- Did Not Play Due to Injury --							
at Illinois								
Wisconsin								
Ohio State								
at Purdue								
Northwestern								
at Minnesota								
at Penn State								
Iowa								
Totals	5-2-7	0-0	0.0-0	0-0-0	0-0-0	1-0	1	0

## CAREER HONORS

- » Brook Berringer Citizenship Team (2016, 2017)
- » Tom Osborne Citizenship Team (2016, 2017)

## 2017 SEASON NOTES

- » Recorded first career interception in the opener against Arkansas State

## CAREER HIGHS

- » Tackles - 2 vs. Northern Illinois (2017)
- » Interceptions - 1 vs. Arkansas State (2017)

## 2017 SINGLE-GAME HIGHS

- » Tackles - 2 vs. Northern Illinois
- » Tackles for Loss - 0
- » Sacks - 0
- » Interceptions - 1 vs. Arkansas State

## CAREER HONORS

- » Academic All-Big Ten (2016)
- » CoSIDA Academic All-District VII (2016)
- » Five-Time Nebraska Scholar-Athlete Honor Roll
- » Tom Osborne Citizenship Team (2017)
- » Brook Berringer Citizenship Team (2017)

## CAREER SINGLE-GAME HIGHS

- » Tackles - 6 at Wisconsin (2016)
- » Tackles for Loss - 2 at Northwestern (2016)
- » Sacks - 1 vs. South Alabama (2015), at Wisconsin (2016)

## 2017 SINGLE-GAME HIGHS

- » Tackles - 5 at Oregon
- » Tackles for Loss - 1 vs. Northern Illinois
- » Sacks - 0

## CAREER HONORS

- » Lott IMPACT Trophy Quarterfinalist (2016)
- » Honorable-Mention All-Big Ten (Coaches, 2015)
- » Academic All-Big Ten (2015)
- » Nebraska Scholar-Athlete Honor Roll (Spring 2015, 2017)
- » Brook Berringer Citizenship Team (2015, 2016, 2017)
- » Tom Osborne Citizenship Team (2015, 2016, 2017)

## 2017 SEASON NOTES

- » Recorded six tackles, an interception and a pass breakup in the opener against Arkansas State

## CAREER SINGLE-GAME HIGHS

- » Tackles - 9 vs. BYU, vs. Wisconsin (2015), at Ohio State (2016)
- » Tackles for Loss - 2 vs. BYU (2015)
- » Pass Breakups - 4 vs. Wisconsin (2015)
- » Interceptions - 1, six times
- » Long Interception Return - 41 yards (TD) at Minnesota (2015)

## 2017 SINGLE-GAME HIGHS

- » Tackles - 6 vs. Arkansas State
- » Tackles for Loss - 0
- » Sacks - 0
- » Pass Breakups - 1 vs. Arkansas State
- » Interceptions - 1 vs. Arkansas State



# **#49 CHRIS WEBER • Sr. • LB**

 ELKHORN, NEB.  
ELKHORN HS

## CAREER STATS

		(------Tackles-----)					Fum.				QB	
Year	G/S	UT	AT	TT	TFL	Sacks	C-R	BK	PBU	INT	Hry.	
2013		Redshirt										
2014	13/0	3	3	6	0-0	0.0-0	0-0	0	0	0	0	
2015	10/4	19	30	49	5-10	0.0-0	0-1	0	2	0	2	
2016	13/0	5	12	17	1-1	0.0-0	0-0	0	0	0	0	
2017	4/4	10	12	22	2-9	0.0-0	0-0	0	1	0	1	
Totals	40/8	37	57	94	8-20	0.0-0	0-1	0	3	0	3	

## CAREER HONORS

- » Big Ten Distinguished Scholar (2015, 2016, 2017)
- » CoSIDA Academic All-District VII (2015, 2016)
- » Academic All-Big Ten (2014, 2015, 2016)
- » Nebraska Walk-on of the Year (2015)
- » Eight-Time Nebraska Scholar-Athlete Honor Roll
- » Brook Berringer Citizenship Team (2014, 2015, 2016, 2017)
- » Tom Osborne Citizenship Team (2014, 2015, 2016, 2017)

## 2017 SEASON NOTES

- » Recorded a season-high 10 tackles at Oregon, including a tackle for loss

## CAREER SINGLE-GAME HIGHS

- » Tackles - 17 at Illinois (2015)
- » Tackles for Loss - 3 at Illinois (2015)
- » Sacks - 0

## 2017 SINGLE-GAME HIGHS

- » Tackles - 10 at Oregon
- » Tackles for Loss - 1 at Oregon
- » Sacks - 0

## 2017 GAME-BY-GAME

Opponent	--Tackles--		-Sacks-		FF-FR-Yds	Int-Yds	PBU	QBH
	UT-AT-TT	TFL-Yds	No-Yds	FF-FR-Yds				
Arkansas State	2-3-5	0-0	0.0-0	0-0-0	0-0	0	0	0
at Oregon	5-5-10	1-5	0.0-0	0-0-0	0-0	0	0	0
Northern Illinois	2-2-4	1-4	0.0-0	0-0-0	0-0	0	0	0
Rutgers	1-2-3	0-0	0.0-0	0-0-0	0-0	1	1	1
at Illinois								
Wisconsin								
Ohio State								
at Purdue								
Northwestern								
at Minnesota								
at Penn State								
Iowa								
<b>Totals</b>	<b>10-12-22</b>	<b>2-9</b>	<b>0.0-0</b>	<b>0-0-0</b>	<b>0-0</b>	<b>1</b>	<b>1</b>	<b>1</b>



# **#62 COLE CONRAD • Jr. • OL**


 FREMONT, NEB.  
ARCHBISHOP BERGAN HS

## CAREER STATS

- » Games Played - 16 (13 in 2016; 3 in 2017)
- » Games Started - 8 (5 in 2016; 3 in 2017)

## CAREER HONORS

- » Academic All-Big Ten (2016)
- » Nebraska Scholar-Athlete Honor Roll (Spring 2016; Fall 2015)



# **#63 TANNER FARMER • Jr. • OL**

 HIGHLAND, ILL.  
HIGHLAND HS

## CAREER STATS

- » Games Played - 15 (11 in 2016; 4 in 2017)
- » Games Started - 15 (11 in 2016; 4 in 2017)

## CAREER HONORS

- » Nebraska Sam Foltz Hero 27 Leadership Award (2017)
- » Brook Berringer Citizenship Team (2016, 2017)
- » Tom Osborne Citizenship Team (2016, 2017)



# **#67 JERALD FOSTER • Jr. • OL**

 LINCOLN, NEB.  
SOUTHEAST HS

## CAREER STATS

- » Games Played - 21 (13 in 2015; 4 in 2016; 4 in 2017)
- » Games Started - 8 (4 in 2016; 4 in 2017)

## CAREER HONORS

- » Academic All-Big Ten (2016)
- » Six-Time Nebraska Scholar-Athlete Honor Roll
- » Nebraska Sam Foltz Hero 27 Leadership Award (2017)
- » Brook Berringer Citizenship Team (2015, 2016, 2017)
- » Tom Osborne Citizenship Team (2015, 2016, 2017)



# **#68 NICK GATES • Jr. • OL**

 LAS VEGAS, NEV.  
BISHOP GORMAN HS

## CAREER STATS

- » Games Played - 27 (10 in 2015; 13 in 2016; 4 in 2017)
- » Games Started - 27 (10 in 2015; 13 in 2016; 4 in 2017)

## 2017 SEASON NOTES

- » Made his 21st straight start at left tackle in the game against Rutgers, the longest streak by a Husker at that position since Richie Incognito started 22 straight games at the position in 2002-03

## CAREER HONORS

- » Third-Team All-Big Ten (Media, 2016)
- » Honorable-Mention All-Big Ten (Coaches, 2016)
- » Big Ten All-Freshman Team (BTN.com, ESPN.com)
- » BTN All-Bowl Team (2015)
- » Nebraska Scholar-Athlete Honor Roll (Fall 2015; Spring 2017)
- » Brook Berringer Citizenship Team (2016, 2017)
- » Tom Osborne Citizenship Team (2016, 2017)



# **#71 MATT FARNIOK • RFr. • OL**

 SIOUX FALLS, S.D.  
WASHINGTON HS

## CAREER STATS

- » Games Played - 3 (2017)
- » Games Started - 2 (2017)

## CAREER HONORS

- » Nebraska Scholar-Athlete Honor Roll (Fall 2016; Spring 2017)

## 2017 SEASON NOTES

- » Made his first career start at Oregon

#76 **BRENDEN JAIMES • Fr. • OL**AUSTIN, TEXAS  
LAKE TRAVIS HS**CAREER STATS**

- » Games Played - 1 (1 in 2017)
- » Games Started - 1 (1 in 2017)

**2017 SEASON NOTES**

- » Became the fifth true freshman offensive lineman to start a game at Nebraska since freshmen regained eligibility in the early 1970s after earning the start at right tackle against Rutgers. Jaimes is just the 11th Husker offensive lineman to play as a true freshman.

#77 **DAVID KNEVEL • Sr. • OL**BRANTFORD, ONTARIO, CANADA  
PAULINE JOHNSON COLLEGIATE**CAREER STATS**

- » Games Played - 24 (4 in 2014; 9 in 2015; 10 in 2016; 1 in 2017)
- » Games Started - 11 (10 in 2016; 1 in 2017)

**CAREER HONORS**

- » Academic All-Big Ten (2016)
- » Nebraska Scholar-Athlete Honor Roll (Fall 2014; Spring 2016)
- » Brook Berringer Citizenship Team (2014, 2015, 2016, 2017)
- » Tom Osborne Citizenship Team (2014, 2015, 2016, 2017)

#79 **MICHAEL DECKER • So. • OL**OMAHA, NEB.  
OMAHA NORTH HS**CAREER STATS**

- » Games Played - 15 (13 in 2016; 2 in 2017)
- » Games Started - 1 (1 in 2017)

**2017 SEASON NOTES**

- » Made first career start against Rutgers

**CAREER HONORS**

- » Big Ten Distinguished Scholar (2016)
- » Academic All-Big Ten (2016)
- » Four-Time Nebraska Scholar-Athlete Honor Roll
- » Brook Berringer Citizenship Team (2016)
- » Tom Osborne Citizenship Team (2016)

#81 **GABE RAHN • Sr. • WR**LE MARS, IOWA  
LE MARS HS**CAREER STATS**

Year	G/S	No.	Yds.	Y/R	Y/G	Long	TDs
2013		Redshirt					
2014	0/0	0	0	0.0	0.0	0	0
2015	0/0	0	0	0.0	0.0	0	0
2016	6/0	1	35	35.0	5.8	35 vs. Wyoming	1
2017	4/1	2	27	13.5	6.8	17 vs. Rutgers	0
<b>Totals</b>	<b>10/1</b>	<b>3</b>	<b>62</b>	<b>20.6</b>	<b>6.2</b>	<b>35 vs. Wyoming</b>	<b>1</b>

**CAREER HONORS**

- » Big Ten Distinguished Scholar (2016)
- » Academic All-Big Ten (2016)
- » Eight-Time Nebraska Scholar-Athlete Honor Roll
- » Brook Berringer Citizenship Team (2016)
- » Tom Osborne Citizenship Team (2016)

**CAREER HIGHS**

- » Receptions - 2 vs. Rutgers (2017)
- » Receiving Yards - 35 vs. Wyoming (2016)
- » Touchdowns - 1 vs. Wyoming (2016)

**2017 SINGLE-GAME HIGHS**

- » Receptions - 2 vs. Rutgers
- » Receiving Yards - 27 vs. Rutgers
- » Touchdowns - 0

**2017 SEASON NOTES**

- » Made first career start against Rutgers, hauling in two passes for 27 yards

**2017 GAME-BY-GAME**

Opponent	Rec.	Yds	TD	Lg
Arkansas State	0	0	0	0
at Oregon	0	0	0	0
Northern Illinois	0	0	0	0
Rutgers	2	27	0	17
at Illinois				
Wisconsin				
Ohio State				
at Purdue				
Northwestern				
at Minnesota				
at Penn State				
Iowa				
<b>Totals</b>	<b>2</b>	<b>27</b>	<b>0</b>	<b>17</b>

#83 **BRYAN REIMERS • Jr. • WR**LINCOLN, NEB.  
LINCOLN EAST HS**CAREER STATS**

Year	G/S	No.	Yds.	Y/R	Y/G	Long	TDs
2014		Redshirt					
2015	0/0	0	0	0.0	0.0	0	0
2016	12/1	5	75	15.0	6.3	24 vs. Tennessee	1
2017	3/1	1	3	3.0	1.0	3 vs. Northern Illinois	0
<b>Totals</b>	<b>15/2</b>	<b>6</b>	<b>78</b>	<b>13.0</b>	<b>3.7</b>	<b>24 vs. Tennessee</b>	<b>1</b>

**CAREER HONORS**

- » Three-Time Nebraska Scholar-Athlete Honor Roll
- » Brook Berringer Citizenship Team (2017)
- » Tom Osborne Citizenship Team (2017)

**CAREER SINGLE-GAME HIGHS**

- » Receptions - 2 vs. Tennessee (2016 Music City Bowl)
- » Receiving Yards - 24 vs. Tennessee (2016 Music City Bowl)
- » Touchdowns - 1 vs. Oregon (2016)

**2017 SINGLE-GAME HIGHS**

- » Receptions - 1 vs. Northern Illinois
- » Receiving Yards - 3 vs. Northern Illinois
- » Touchdowns - 0

**2017 GAME-BY-GAME**

Opponent	Rec.	Yds	TD	Lg
Arkansas State	0	0	0	0
at Oregon	0	0	0	0
Northern Illinois	1	3	0	3
Rutgers	-- Did Not Play --			
at Illinois				
Wisconsin				
Ohio State				
at Purdue				
Northwestern				
at Minnesota				
at Penn State				
Iowa				
<b>Totals</b>	<b>1</b>	<b>3</b>	<b>0</b>	<b>3</b>





## #88 TYLER HOPPES • Sr. • TE

LINCOLN, NEB.  
LINCOLN SOUTHWEST HS/WAYNE STATE

## CAREER STATS

Year	G/S	No.	Yds.	Y/R	Y/G	Long	TDs
2014	Did Not Play - Transfer						
2015	0/0	0	0	0.0	0.0	0	0
2016	10/0	0	0	0.0	0.0	0	0
2017	4/4	9	110	12.2	27.5	35 at Oregon	0
<b>Totals</b>	<b>14/4</b>	<b>9</b>	<b>110</b>	<b>12.2</b>	<b>7.9</b>	<b>35 at Oregon</b>	<b>0</b>

## CAREER HONORS

- » Academic All-Big Ten (2016)
- » Five-Time Nebraska Scholar-Athlete Honor Roll
- » Brook Berringer Citizenship Team (2017)
- » Tom Osborne Citizenship Team (2017)

## 2017 SINGLE-GAME HIGHS

- » Receptions - 3 vs. Arkansas State
- » Receiving Yards - 40 vs. Arkansas State
- » Touchdowns - 0

## 2017 SEASON NOTES

- » Hauled in three passes for 40 yards in his first career start in the opener against Arkansas State
- » Had a career-high 35-yard catch against Oregon

## 2017 GAME-BY-GAME

Opponent	Rec.	Yds	TD	Lg
Arkansas State	3	40	0	19
at Oregon	2	37	0	35
Northern Illinois	2	17	0	11
Rutgers	2	16	0	9
at Illinois				
Wisconsin				
Ohio State				
at Purdue				
Northwestern				
at Minnesota				
at Penn State				
Iowa				
<b>Totals</b>	<b>9</b>	<b>110</b>	<b>0</b>	<b>35</b>



## #89 CONNOR KETTER • Sr. • TE

NORFOLK, NEB.  
NORFOLK CATHOLIC HS

## CAREER STATS

Year	G/S	No.	Yds.	Y/R	Y/G	Long	TDs
2013	Redshirt						
2014	0/0	0	0	0.0	0.0	0	0
2015	0/0	0	0	0.0	0.0	0	0
2016	9/0	0	0	0.0	0.0	0	0
2017	4/3	0	0	0.0	0.0	0	0
<b>Totals</b>	<b>13/3</b>	<b>0</b>	<b>0</b>	<b>0.0</b>	<b>0.0</b>	<b>0</b>	<b>0</b>

## CAREER HONORS

- » Nebraska Scholar-Athlete Honor Roll (Spring 2014, 2017)
- » Brook Berringer Citizenship Team (2017)
- » Tom Osborne Citizenship Team (2017)

## 2017 SINGLE-GAME HIGHS

- » Receptions - 0
- » Receiving Yards - 0
- » Touchdowns - 0

## 2017 GAME-BY-GAME

Opponent	Rec.	Yds	TD	Lg
Arkansas State	0	0	0	0
at Oregon	0	0	0	0
Northern Illinois	0	0	0	0
Rutgers	0	0	0	0
at Illinois				
Wisconsin				
Ohio State				
at Purdue				
Northwestern				
at Minnesota				
at Penn State				
Iowa				
<b>Totals</b>	<b>0</b>	<b>0</b>	<b>0</b>	<b>0</b>



## #91 FREEDOM AKINMOLADUN • Jr. • DE

GRANDVIEW, MO.  
GRANDVIEW HS

## CAREER STATS

		(------Tackles-----)										QB
Year	G/S	UT	AT	TT	TFL	Sacks	C-R	BK	PBU	INT	Hry.	
2014		Redshirt										
2015	11/4	11	10	21	7-45	4.5-36	0-0	0	0	0	4	
2016	13/13	15	17	32	5-30	4.0-28	1-0	0	0	0	10	
2017	4/4	5	2	7	0-0	0.0-0	0-0	1	0	0	1	
Totals	28/21	31	29	60	12-75	8.5-64	1-0	1	0	0	15	

## CAREER HONORS

- » Academic All-Big Ten (2015, 2016)
- » Big Ten All-Freshman Team (BTN.com, ESPN.com)
- » Nebraska Scholar-Athlete Honor Roll (Fall 2014; Spring 2015)
- » Nebraska Student-Athlete HERO Leadership Award (2015, 2016)
- » Brook Berringer Citizenship Team (2015, 2016, 2017)
- » Tom Osborne Citizenship Team (2015, 2016, 2017)

## CAREER SINGLE-GAME HIGHS

- » Tackles - 6 at Miami (2015)
- » Tackles for Loss - 2, three times
- » Sacks - 2.0 vs. Southern Miss (2015), vs. Maryland (2016)

## 2017 SINGLE-GAME HIGHS

- » Tackles - 4 vs. Northern Illinois
- » Pass Breakups - 1 vs. Arkansas State
- » Quarterback Hurries - 1 vs. Arkansas State
- » Tackles for Loss - 0
- » Sacks - 0

## 2017 GAME-BY-GAME

Opponent	--Tackles-- UT-AT-TT	TFL-Yds	-Sacks- No-Yds	FF-FR-Yds	Int-Yds	PBU	QBH
Arkansas State	1-1-2	0-0	0.0-0	0-0-0	0-0	1	1
at Oregon	0-0-0	0-0	0.0-0	0-0-0	0-0	0	0
Northern Illinois	3-1-4	0-0	0.0-0	0-0-0	0-0	0	0
Rutgers	1-0-1	0-0	0.0-0	0-0-0	0-0	0	0
at Illinois							
Wisconsin							
Ohio State							
at Purdue							
Northwestern							
at Minnesota							
at Penn State							
Iowa							
<b>Totals</b>	<b>5-2-7</b>	<b>0-0</b>	<b>0.0-0</b>	<b>0-0-0</b>	<b>0-0</b>	<b>1</b>	<b>1</b>

#94 **KHALIL DAVIS • So. • DL**BLUE SPRINGS, MO.  
BLUE SPRINGS HS**CAREER STATS**

		(-----Tackles-----)					Fum.				QB
Year	G/S	UT	AT	TT	TFL	Sacks	C-R	BK	PBU	INT	Hry.
2015		Redshirt									
2016	12/0	4	1	5	2-4	0.0-0	0-0	0	0	0	0
2017	4/0	1	2	3	2-9	0.5-3	1-0	0	1	0	1
Totals	16/0	5	3	8	4-13	0.5-3	1-0	0	1	0	1

**2017 GAME-BY-GAME**

	--Tackles--		-Sacks-				
Opponent	UT-AT-TT	TFL-Yds	No-Yds	FF-FR-Yds	Int-Yds	PBU	QBH
Arkansas State	0-0-0	0-0	0.0-0	0-0-0	0-0	0	1
at Oregon	0-0-0	0-0	0.0-0	0-0-0	0-0	0	0
Northern Illinois	1-2-3	2-9	0.5-3	1-0-0	0-0	1	0
Rutgers	0-0-0	0-0	0.0-0	0-0-0	0-0	0	0
at Illinois							
Wisconsin							
Ohio State							
at Purdue							
Northwestern							
at Minnesota							
at Penn State							
Iowa							
Totals	1-2-3	2-9	0.5-3	1-0-0	0-0	1	1

**CAREER HONORS**

- » Nebraska Scholar-Athlete Honor Roll (Spring 2017)
- » Brook Berringer Citizenship Team (2016, 2017)
- » Tom Osborne Citizenship Team (2016, 2017)

**CAREER HIGHS**

- » Tackles - 3 vs. Northern Illinois (2017)
- » Tackles for Loss - 2 vs. Wyoming (2016), vs. Northern Illinois (2017)
- » Sacks - 0.5 vs. Northern Illinois (2017)

**2017 SINGLE-GAME HIGHS**

- » Tackles - 3 vs. Northern Illinois
- » Tackles for Loss - 2 vs. Northern Illinois
- » Sacks - 0.5 vs. Northern Illinois

**2017 SEASON NOTES**

- » Registered three tackles, including two for a loss and a half sack, while forcing a fumble and breaking up a pass against Northern Illinois

#95 **BEN STILLE • RFr. • LB**ASHLAND, NEB.  
ASHLAND-GREENWOOD HS**CAREER STATS**

SPRING GAMES										
		(-----Tackles-----)				Fum.				QB
Year	G/S	UT	AT	TT	TFL	Sacks	C-R	BK	PBU	INT Hry.
2016		Redshirt								
2017	1/0	2	1	3	1-2	0.0-0	0-0	0	0	0
Totals	1/0	2	1	3	1-2	0.0-0	0-0	0	0	0

**2017 GAME-BY-GAME**

Opponent	--Tackles-- UT-AT-TT	TFL-Yds	-Sacks- No-Yds	FF-FR-Yds	Int-Yds	PBU	QBH
Arkansas State	-- Did Not Play --						
at Oregon	-- Did Not Play --						
Northern Illinois	-- Did Not Play --						
Rutgers	2-1-3	1-2	0.0-0	0-0-0	0-0	0	0
at Illinois							
Wisconsin							
Ohio State							
at Purdue							
Northwestern							
at Minnesota							
at Penn State							
Iowa							
Totals	2-1-3	1-2	0.0-0	0-0-0	0-0	0	0

**CAREER HONORS**

- » Nebraska Scholar-Athlete Honor Roll (Fall 2016; Spring 2017)
- » Brook Berringer Citizenship Team (2017)
- » Tom Osborne Citizenship Team (2017)

**2017 SINGLE-GAME HIGHS**

- » Tackles - 2 vs. Rutgers
- » Tackles for Loss - 1 vs. Rutgers
- » Sacks - 0

**2017 SEASON NOTES**

- » Registered three tackles, including a tackle for loss in first game action against Rutgers



# #96 CARLOS DAVIS • So. • DL

 BLUE SPRINGS, MO.  
BLUE SPRINGS HS

## CAREER STATS

		((-----Tackles-----))					Fum.				QB	
Year	G/S	UT	AT	TT	TFL	Sacks	C-R	BK	PBU	INT	Hry.	
2015		Redshirt										
2016	13/4	11	13	24	5-25	2.0-24	0-0	0	0	0	3	
2017	4/4	6	9	15	1-4	0.5-4	0-0	0	0	0	4	
Totals	17/8	17	22	39	6-29	2.5-28	0-0	0	0	0	7	

## CAREER HONORS

- » 2016 Nebraska Most Improved Player
- » Honorable-Mention BTN All-Freshman Team (2016)
- » Brook Berringer Citizenship Team (2016, 2017)
- » Tom Osborne Citizenship Team (2016, 2017)

## 2017 SEASON NOTES

- » Made two tackles and recorded two quarterback hurries in the opener against Arkansas State
- » Recorded a season-high five tackles against Oregon
- » Notched first quarterback sack of the season against Northern Illinois

## CAREER SINGLE-GAME HIGHS

- » Tackles - 6 at Iowa
- » Tackles for Loss - 1, six times
- » Sacks - 1.0 vs. Purdue, at Wisconsin

## 2017 SINGLE-GAME HIGHS

- » Tackles - 5 at Oregon, vs. Northern Illinois
- » Tackles for Loss - 1 vs. Northern Illinois
- » Sacks - 0.5 vs. Northern Illinois
- » Quarterback Hurries - 2 vs. Arkansas State, vs. Rutgers

## 2017 GAME-BY-GAME

	--Tackles--		-Sacks-				
Opponent	UT-AT-TT	TFL-Yds	No-Yds	FF-FR-Yds	Int-Yds	PBU	QBH
Arkansas State	2-0-2	0-0	0.0-0	0-0-0	0-0	0	2
at Oregon	3-2-5	0-0	0.0-0	0-0-0	0-0	0	0
Northern Illinois	0-5-5	1-4	0.5-4	0-0-0	0-0	0	0
Rutgers	1-2-3	0-0	0.0-0	0-0-0	0-0	0	2
at Illinois							
Wisconsin							
Ohio State							
at Purdue							
Northwestern							
at Minnesota							
at Penn State							
Iowa							
Totals	6-9-15	1-4	0.5-4	0-0-0	0-0	0	4



# #97 DEONTRE THOMAS • Fr. • DL

 MUSTANG, OKLA.  
MUSTANG HS

## CAREER STATS

Year	G/S	(-----Tackles-----)					Fum.		PBU	INT	QB Hry.
		UT	AT	TT	TFL	Sacks	C-R	BK			
2017	4/0	2	6	8	0-0	0.0-0	0-0	0	0	0	0
<b>Totals</b>	<b>4/0</b>	<b>2</b>	<b>6</b>	<b>8</b>	<b>0-0</b>	<b>0.0-0</b>	<b>0-0</b>	<b>0</b>	<b>0</b>	<b>0</b>	<b>0</b>

## 2017 SINGLE-GAME HIGHS

- » Tackles - 3 vs. Arkansas State, at Oregon
- » Tackles for Loss - 0
- » Sacks - 0

## 2017 SEASON NOTES

- » Recorded three tackles in each of the first two games of the season

## 2017 GAME-BY-GAME

	--Tackles--		-Sacks-				
Opponent	UT-AT-TT	TFL-Yds	No-Yds	FF-FR-Yds	Int-Yds	PBU	QBH
Arkansas State	0-3-3	0-0	0.0-0	0-0-0	0-0	0	0
at Oregon	2-1-3	0-0	0.0-0	0-0-0	0-0	0	0
Northern Illinois	0-0-0	0-0	0.0-0	0-0-0	0-0	0	0
Rutgers	0-2-2	0-0	0.0-0	0-0-0	0-0	0	0
at Illinois							
Wisconsin							
Ohio State							
at Purdue							
Northwestern							
at Minnesota							
at Penn State							
Iowa							
Totals	2-6-8	0-0	0.0-0	0-0-0	0-0	0	0



2017 Nebraska Schedule and Results

DATE	OPPONENT	RESULT	SCORE	RECORD	CONFERENCE	TIME	ATTEND
Sept. 2	Arkansas State	W	43-36	1-0	0-0	3:52	90,171
Sept. 9	at Oregon	L	35-42	1-1	0-0	3:35	58,389
Sept. 16	Northern Illinois	L	17-21	1-2	0-0	3:15	89,664
Sept. 23	Rutgers *	W	27-17	2-2	1-0	3:13	89,775

\* Big Ten conference game

Team Statistics

TEAM STATISTICS	NU	OPP
SCORING	122	116
Points Per Game	30.5	29.0
Points Off Turnovers	24	38
FIRST DOWNS	83	79
Rushing	33	27
Passing	45	47
Penalty	5	5
RUSHING YARDAGE	616	436
Yards gained rushing	695	531
Yards lost rushing	79	95
Rushing Attempts	150	120
Average Per Rush	4.1	3.6
Average Per Game	154.0	109.0
TDs Rushing	7	5
PASSING YARDAGE	898	1034
Comp-Att-Int	76-146-9	101-153-5
Average Per Pass	6.2	6.8
Average Per Catch	11.8	10.2
Average Per Game	224.5	258.5
TDs Passing	7	6
TOTAL OFFENSE	1514	1470
Total Plays	296	273
Average Per Play	5.1	5.4
Average Per Game	378.5	367.5
KICK RETURNS: #-Yards	8-265	8-156
PUNT RETURNS: #-Yards	9-70	5-54
INT RETURNS: #-Yards	5-43	9-238
KICK RETURN AVERAGE	33.1	19.5
PUNT RETURN AVERAGE	7.8	10.8
INT RETURN AVERAGE	8.6	26.4
FUMBLES-LOST	5-0	9-2
PENALTIES-Yards	22-194	28-226
Average Per Game	48.5	56.5
PUNTS-Yards	23-972	24-1028
Average Per Punt	42.3	42.8
Net punt average	39.0	38.2
KICKOFFS-Yards	25-1592	21-1290
Average Per Kick	63.7	61.4
Net kick average	41.4	36.9
TIME OF POSSESSION/Game	33:24	26:36
3RD-DOWN Conversions	23/64	20/52
3rd-Down Pct	36%	38%
4TH-DOWN Conversions	4/6	0/2
4th-Down Pct	67%	0%
SACKS BY-Yards	3-19	6-48
MISC YARDS	0	0
TOUCHDOWNS SCORED	15	15
FIELD GOALS-ATTEMPTS	5-6	3-5
ON-SIDE KICKS	0-0	1-1
RED-ZONE SCORES	(15-17) 88%	(11-15) 73%
RED-ZONE TOUCHDOWNS	(11-17) 65%	(9-15) 60%
PAT-ATTEMPTS	(15-15) 100%	(15-15) 100%
ATTENDANCE	269610	58389
Games/Avg Per Game	3/89870	1/58389
Neutral Site Games		0/0

SCORE BY QUARTERS	1ST	2ND	3RD	4TH	OT	TOTAL
Nebraska	31	24	38	29		122
Opponents	56	36	7	17		116

## 2017 Nebraska Individual Statistics

RUSHING	GP-GS	ATT	GAIN	LOSS	NET	AVG	TD	LONG	AVG/G
Tre Bryant	2-2	51	304	5	299	5.9	2	35	149.5
Mikale Wilbon	4-2	43	201	10	191	4.4	3	25	47.8
Devine Ozigbo	2-0	26	113	4	109	4.2	0	20	54.5
De'Mornay Pierson-El	4-3	2	23	0	23	11.5	0	12	5.8
Jaylin Bradley	2-0	6	16	0	16	2.7	0	8	8.0
JD Spielman	4-2	3	13	6	7	2.3	0	7	1.8
Luke McNitt	4-4	3	6	0	6	2.0	0	4	1.5
Nick Gates	4-0	0	6	0	6	0.0	0	0	1.5
Tyson Lindsey	4-0	2	5	0	5	2.5	0	4	1.2
Stanley Morgan Jr.	3-2	1	2	0	2	2.0	0	2	0.7
TEAM	4-0	2	0	4	-4	-2.0	0	0	-1.0
Tanner Lee	4-4	11	6	50	-44	-4.0	2	4	-11.0
<b>Total</b>	<b>4</b>	<b>150</b>	<b>695</b>	<b>79</b>	<b>616</b>	<b>4.1</b>	<b>7</b>	<b>35</b>	<b>154.0</b>
<b>Opponents</b>	<b>4</b>	<b>120</b>	<b>531</b>	<b>95</b>	<b>436</b>	<b>3.6</b>	<b>5</b>	<b>28</b>	<b>109.0</b>

PASSING	G-S	EFFIC	CMP-ATT-INT	PCT	YDS	TD	LNG	AVG/G
Tanner Lee	4-4	107.21	76-146-9	52.1	898	7	44	224.5
<b>Total</b>	<b>4</b>	<b>107.21</b>	<b>76-146-9</b>	<b>52.1</b>	<b>898</b>	<b>7</b>	<b>44</b>	<b>224.5</b>
<b>Opponents</b>	<b>4</b>	<b>129.19</b>	<b>101-153-5</b>	<b>66.0</b>	<b>1034</b>	<b>6</b>	<b>51</b>	<b>258.5</b>

RECEIVING	G-GS	NO.	YDS	AVG	TD	LONG	AVG/G
Stanley Morgan Jr.	3-2	18	299	16.6	3	44	99.7
De'Mornay Pierson-El	4-3	17	210	12.4	3	36	52.5
JD Spielman	4-2	12	171	14.2	1	36	42.8
Tyler Hoppes	4-4	9	110	12.2	0	35	27.5
Tyson Lindsey	4-0	8	44	5.5	0	11	11.0
Mikale Wilbon	4-2	8	23	2.9	0	11	5.8
Gabe Rahn	4-1	2	27	13.5	0	17	6.8
Luke McNitt	4-0	1	11	11.0	0	11	2.8
Bryan Reimers	3-1	1	3	3.0	0	3	1.0
<b>Total</b>	<b>4</b>	<b>76</b>	<b>898</b>	<b>11.8</b>	<b>7</b>	<b>44</b>	<b>224.5</b>
<b>Opponents</b>	<b>4</b>	<b>101</b>	<b>1034</b>	<b>10.2</b>	<b>6</b>	<b>51</b>	<b>258.5</b>

PUNT RETURNS	NO.	YDS	AVG	TD	LONG
De'Mornay Pierson-El	8	69	8.6	0	63
Stanley Morgan Jr.	1	1	1.0	0	1
<b>Total</b>	<b>9</b>	<b>70</b>	<b>7.8</b>	<b>0</b>	<b>63</b>
<b>Opponents</b>	<b>5</b>	<b>54</b>	<b>10.8</b>	<b>1</b>	<b>63</b>

INTERCEPTIONS	NO.	YDS	AVG	TD	LONG
Aaron Williams	1	27	27.0	0	27
Antonio Reed	1	19	19.0	0	19
Joshua Kalu	1	0	0.0	0	0
Luke Gifford	1	-3	-3.0	0	0
Tyrin Ferguson	1	0	0.0	0	0
<b>Total</b>	<b>5</b>	<b>43</b>	<b>8.6</b>	<b>0</b>	<b>27</b>
<b>Opponents</b>	<b>9</b>	<b>238</b>	<b>26.4</b>	<b>3</b>	<b>87</b>

KICK RETURNS	NO.	YDS	AVG	TD	LONG
JD Spielman	6	233	38.8	1	99
Tyson Lindsey	1	17	17.0	0	17
Stanley Morgan Jr.	1	15	15.0	0	15
<b>Total</b>	<b>8</b>	<b>265</b>	<b>33.1</b>	<b>1</b>	<b>99</b>
<b>Opponents</b>	<b>8</b>	<b>156</b>	<b>19.5</b>	<b>0</b>	<b>27</b>

FUMBLE RETURNS	NO.	YDS	AVG	TD	LONG
None	0	0	0.0	0	0
<b>Total</b>	<b>0</b>	<b>0</b>	<b>0.0</b>	<b>0</b>	<b>0</b>
<b>Opponents</b>	<b>0</b>	<b>0</b>	<b>0.0</b>	<b>0</b>	<b>0</b>

FIELD GOALS	FGM-FGA	PCT	01-19	20-29	30-39	40-49	50-99	LG	BLK
Drew Brown	5-6	83.3	0-0	2-2	2-3	1-1	0-0	41	1
<b>Totals</b>	<b>5-6</b>	<b>83.3</b>	<b>0-0</b>	<b>2-2</b>	<b>2-3</b>	<b>1-1</b>	<b>0-0</b>	<b>41</b>	<b>1</b>
<b>Opponents</b>	<b>3-5</b>	<b>60.0</b>	<b>0-0</b>	<b>0-0</b>	<b>3-4</b>	<b>0-1</b>	<b>0-0</b>	<b>39</b>	<b>0</b>

FG SEQUENCE	NEBRASKA	OPPONENTS
Arkansas State	(21),(41)	(39),(31)
Oregon	-	44
NIU	37,(36)	39
Rutgers	(32),(27)	(33)

Numbers in parentheses indicate field goal was made.

PUNTING	NO.	YDS	AVG	LONG	TB	FC	I20	50+	BLKD
Caleb Lightbourn	23	972	42.3	64	1	8	9	7	0
<b>Total</b>	<b>23</b>	<b>972</b>	<b>42.3</b>	<b>64</b>	<b>1</b>	<b>8</b>	<b>9</b>	<b>7</b>	<b>0</b>
<b>Opponents</b>	<b>24</b>	<b>1028</b>	<b>42.8</b>	<b>60</b>	<b>2</b>	<b>4</b>	<b>9</b>	<b>5</b>	<b>0</b>

KICKOFFS	NO.	YDS	AVG	TB	OB	RETN	NET	YDLN
Drew Brown	24	1531	63.8	16	1			
Caleb Lightbourn	1	61	61.0	0	0			
<b>Total</b>	<b>25</b>	<b>1592</b>	<b>63.7</b>	<b>16</b>	<b>1</b>	<b>156</b>	<b>41.4</b>	<b>23</b>
<b>Opponents</b>	<b>21</b>	<b>1290</b>	<b>61.4</b>	<b>10</b>	<b>1</b>	<b>265</b>	<b>36.9</b>	<b>28</b>



# NEBRASKA FOOTBALL STATISTICS

SCORING	TD	FGS	----- PATS -----		KICK	RUSH	RCV	PASS	DXP	SAF	PTS
Drew Brown	0	5-6	15-15	0-0	0	0-0	0	0-0	0	0	30
Mikale Wilbon	3	0-0	0-0	0-0	0	0-0	0	0-0	0	0	18
De'Mornay Pierson-El	3	0-0	0-0	0-0	0	0-0	0	0-0	0	0	18
Stanley Morgan Jr.	3	0-0	0-0	0-0	0	0-0	0	0-0	0	0	18
Tre Bryant	2	0-0	0-0	0-0	0	0-0	0	0-0	0	0	12
JD Spielman	2	0-0	0-0	0-0	0	0-0	0	0-0	0	0	12
Tanner Lee	2	0-0	0-0	0-0	0	0-0	0	0-0	0	0	12
TEAM	0	0-0	0-0	0-0	0	0-0	0	0-0	0	1	2
<b>Total</b>	<b>15</b>	<b>5-6</b>	<b>15-15</b>	<b>0-0</b>	<b>0</b>	<b>0-0</b>	<b>0</b>	<b>0-0</b>	<b>0</b>	<b>1</b>	<b>122</b>
<b>Opponents</b>	<b>15</b>	<b>3-5</b>	<b>15-15</b>	<b>0-0</b>	<b>0</b>	<b>0-0</b>	<b>0</b>	<b>0-0</b>	<b>0</b>	<b>1</b>	<b>116</b>

TOTAL OFFENSE	G	PLAYS	RUSH	PASS	TOTAL	AVG/G
Tanner Lee	4	157	-44	898	854	213.5
Tre Bryant	2	51	299	0	299	149.5
Mikale Wilbon	4	43	191	0	191	47.8
Devine Ozigbo	2	26	109	0	109	54.5
De'Mornay Pierson-El	4	2	23	0	23	5.8
Jaylin Bradley	2	6	16	0	16	8.0
JD Spielman	4	3	7	0	7	1.8
Luke McNitt	4	3	6	0	6	1.5
Nick Gates	4	0	6	0	6	1.5
Tyjon Lindsey	4	2	5	0	5	1.2
Stanley Morgan Jr.	3	1	2	0	2	0.7
TEAM	4	2	-4	0	-4	-1.0
<b>Total</b>	<b>4</b>	<b>296</b>	<b>616</b>	<b>898</b>	<b>1514</b>	<b>378.5</b>
<b>Opponents</b>	<b>4</b>	<b>273</b>	<b>436</b>	<b>1034</b>	<b>1470</b>	<b>367.5</b>

ALL PURPOSE	G	RUSH	REC	PR	KOR	IR	TOT	AVG/G
JD Spielman	4	7	171	0	233	0	411	102.8
Stanley Morgan Jr.	3	2	299	1	15	0	317	105.7
De'Mornay Pierson-El	4	23	210	69	0	0	302	75.5
Tre Bryant	2	299	0	0	0	0	299	149.5
Mikale Wilbon	4	191	23	0	0	0	214	53.5
Tyler Hoppes	4	0	110	0	0	0	110	27.5
Devine Ozigbo	2	109	0	0	0	0	109	54.5
Tyjon Lindsey	4	5	44	0	17	0	66	16.5
Aaron Williams	4	0	0	0	0	27	27	6.8
Gabe Rahn	4	0	27	0	0	0	27	6.8
Antonio Reed	4	0	0	0	0	19	19	4.8
Luke McNitt	4	6	11	0	0	0	17	4.2
Jaylin Bradley	2	16	0	0	0	0	16	8.0
Nick Gates	4	6	0	0	0	0	6	1.5
Bryan Reimers	3	0	3	0	0	0	3	1.0
Luke Gifford	4	0	0	0	0	-3	-3	-0.8
TEAM	4	-4	0	0	0	0	-4	-1.0
Tanner Lee	4	-44	0	0	0	0	-44	-11.0
<b>Total</b>	<b>4</b>	<b>616</b>	<b>898</b>	<b>70</b>	<b>265</b>	<b>43</b>	<b>1892</b>	<b>473.0</b>
<b>Opponents</b>	<b>4</b>	<b>436</b>	<b>1034</b>	<b>54</b>	<b>156</b>	<b>238</b>	<b>1918</b>	<b>479.5</b>





# Defensive Statistics

NAME	GP-GS	-----TACKLES-----			TFL-YDS	-SACKS-		---PASS DEF---			---FUMBLES---		BLKD	
		SOLO	AST	TOTAL		NO-YARDS		INT-YDS	BRUP	QBH	RCV-YDS	FF	KICK	SAF
12 Luke Gifford	4-4	14	14	28	2-7	0.5-4		1-3	1	.	.	.	.	.
24 Aaron Williams	4-4	12	12	24	1-4	.		1-27	1	.	1-0	.	.	.
5 Dedrick Young II	4-4	11	11	22	2-7	1.0-5		.	.	1	.	.	.	.
49 Chris Weber	4-4	10	12	22	2-9	.		.	1	1	.	.	.	.
3 Marcus Newby	3-3	10	9	19	1-2	.		.	.	.	.	.	.	.
25 Antonio Reed	4-2	11	8	19	2-5	.		1-19	.	.	.	1	.	.
6 Eric Lee Jr.	4-4	11	6	17	1-1	.		.	2	.	.	.	.	.
96 Carlos Davis	4-4	6	9	15	1-4	0.5-4		.	.	4	.	.	.	.
21 Lamar Jackson	4-4	10	4	14	.	.		.	1	.	.	.	.	.
44 Mick Stoltenberg	4-4	4	7	11	1-1	.		.	.	1	.	.	.	.
97 Deontre Thomas	4-0	2	6	8	.	.		.	.	.	.	.	.	.
23 Dicaprio Bootle	4-0	7	1	8	.	.		.	.	.	.	.	.	.
7 Mohamed Barry	4-0	3	5	8	.	.		.	.	.	.	.	.	.
46 Joshua Kalu	2-2	5	2	7	.	.		1-0	1	.	.	.	.	.
91 Freedom Akinmoladun	4-4	5	2	7	.	.		.	1	1	.	.	.	.
95 Ben Stille	1-0	2	1	3	1-2	.		.	.	.	.	.	.	.
94 Khalil Davis	4-0	1	2	3	2-9	0.5-3		.	1	1	.	1	.	.
43 Tyrin Ferguson	3-0	1	2	3	.	.		1-0	.	.	.	.	.	.
22 Alex Davis	4-0	1	1	2	1-3	0.5-3		.	.	.	.	.	.	.
41 Luke McNitt	4-0	2	.	2	.	.		.	.	.	.	.	.	.
14 Avery Roberts	4-0	1	1	2	.	.		.	.	.	.	.	.	.
42 Jeremiah Stovall	4-0	.	2	2	.	.		.	.	.	.	.	.	.
67 Jerald Foster	4-4	1	.	1	.	.		.	.	.	.	.	.	.
4 Avery Anderson	4-0	.	1	1	.	.		.	.	.	.	.	.	.
2 Tony Butler	4-0	1	.	1	.	.		.	.	.	.	.	.	.
31 Collin Miller	4-0	1	.	1	.	.		.	.	.	.	.	.	.
88 Tyler Hoppes	4-4	1	.	1	.	.		.	.	.	.	.	.	.
13 Tanner Lee	4-4	1	.	1	.	.		.	.	.	.	.	.	.
8 Stanley Morgan Jr.	3-2	1	.	1	.	.		.	.	.	.	.	.	.
19 Marquel Dismuke	4-0	.	.	.	.	.		.	.	.	1-0	.	.	.
TM TEAM	4-0	.	.	.	.	.		.	.	.	.	.	.	1
<b>Total</b>	<b>4-0</b>	<b>135</b>	<b>118</b>	<b>253</b>	<b>17-54</b>	<b>3-19</b>		<b>5-43</b>	<b>9</b>	<b>9</b>	<b>2-0</b>	<b>2</b>	.	<b>1</b>
<b>Opponents</b>	<b>4-0</b>	<b>149</b>	<b>135</b>	<b>284</b>	<b>28-80</b>	<b>6-48</b>		<b>9-238</b>	<b>22</b>	<b>14</b>	.	<b>2</b>	<b>1</b>	<b>1</b>

SPECIAL TEAMS TACKLES	UA-A/TOT	ASU	ORE	NIU	RUT	ILL	WIS	OSU	PUR	NW	MINN	PSU	IOWA	BIG	BOWL
Luke McNitt	2-0/1	2-0	-	-	-										
Avery Roberts	1-1/2	-	0-1	-	1-0										
Jeremiah Stovall	0-2/2	-	-	0-1	0-1										
Dicaprio Bootle	1-0/1	-	1-0	-	-										
Tyrin Ferguson	0-1/1	-	0-1	0-1	-										
Tony Butler	1-0/1	-	1-0	-	-										
Collin Miller	1-0/1	-	-	1-0	-										
Avery Anderson	0-1/1	-	-	-	0-1										





# Individual Game By Game

RUSHING	NO-YDS/TD	ASU	ORE	NIU	RUT	ILL	WIS	OSU	PUR	NW	MINN	PSU	IOWA	BIG	BOWL
Tre Bryant RB	51-299/2	31-192/1	20-107/1	DNP	DNP										
Mikale Wilbon RB	43-191/3	2-15/1	3-8/1	24-90/0	14-78/1										
Devine Ozigbo RB	26-109/0	DNP	DNP	2-8/0	24-101/0										
De'Mornay Pierson-El WR	2-23/0	2-23/0	-	-	-										
Jaylin Bradley RB	6-16/0	DNP	DNP	-	6-16/0										
JD Spielman WR	3-7/0	-	-	2-1/0	1-6/0										
Luke McNitt FB	3-6/0	1-0/0	1-2/0	1-4/0	-										
Tyjon Lindsey WR	2-5/0	-	2-5/0	-	-										
Stanley Morgan WR	1-2/0	1-2/0	-	-	DNP										
TEAM	2--4/0	-	-	-	2--4/0										
Tanner Lee QB	11--44/2	1--7/0	3--19/0	7--18/2	-										

RECEIVING	NO-YDS/TD	ASU	ORE	NIU	RUT	ILL	WIS	OSU	PUR	NW	MINN	PSU	IOWA	BIG	BOWL
Stanley Morgan WR	18-299/3	5-102/1	7-103/2	6-94/0	DNP										
De'Mornay Pierson-El WR	17-210/3	2-20/1	4-67/1	8-101/0	3-22/1										
JD Spielman WR	12-171/1	2-44/0	2-29/0	3-52/0	5-46/1										
Tyler Hoppes TE	9-110/0	3-40/0	2-37/0	2-17/0	2-16/0										
Tyjon Lindsey WR	8-44/0	3-14/0	3-12/0	2-18/0	-										
Gabe Rahn WR	2-27/0	-	-	-	2-27/0										
Mikale Wilbon RB	8-23/0	3-7/0	1-4/0	3-14/0	1--2/0										
Luke McNitt FB	1-11/0	1-11/0	-	-	-										
Bryan Reimers WR	1-3/0	-	-	1-3/0	DNP										

PASSING										
Tanner Lee	Att	Comp	Int	Pct	Yards	TD	Long	Sack	Yds	Effic
Arkansas State	32	19	0	59.4	238	2	44	1	7	142.5
Oregon	41	19	4	46.3	252	3	35	2	17	102.6
NIU	47	25	3	53.2	299	0	36	3	24	93.9
Rutgers	26	13	2	50.0	109	2	18	0	0	95.2
TOTALS	146	76	9	52.1	898	7	44	6	48	107.2

PUNT RETURNS	NO-YDS	ASU	ORE	NIU	RUT	ILL	WIS	OSU	PUR	NW	MINN	PSU	IOWA	BIG	BOWL
De'Mornay Pierson-El	8-69	-	-	5-13	3-56										
Stanley Morgan	1-1	1-1	-	-	DNP										

KICK RETURNS	NO-YDS	ASU	ORE	NIU	RUT	ILL	WIS	OSU	PUR	NW	MINN	PSU	IOWA	BIG	BOWL
JD Spielman	6-233	1-99	1-11	2-74	2-49										
Tyjon Lindsey	1-17	-	-	1-17	-										
Stanley Morgan	1-15	1-15	-	-	DNP										

## Defense Game By Game

TOTAL TACKLES	UA-A	TOT	ASU	ORE	NIU	RUT	ILL	WIS	OSU	PUR	NW	MINN	PSU	IOWA	B1G	BOWL
Luke Gifford LB	14-14	28	4-5	3-2	4-4	3-3										
Aaron Williams DB	12-12	24	3-3	6-6	2-3	1-0										
Chris Weber LB	10-12	22	2-3	5-5	2-2	1-2										
Dedrick Young LB	11-11	22	5-2	3-4	0-2	3-3										
Antonio Reed DB	11-8	19	2-1	2-3	3-2	4-2										
Marcus Newby LB	10-9	19	3-3	5-5	2-1	DNP										
Eric Lee Jr. DB	11-6	17	5-2	2-3	2-1	2-0										
Carlos Davis DL	6-9	15	2-0	3-2	0-5	1-2										
Lamar Jackson DB	10-4	14	5-0	1-2	1-1	3-1										
Mick Stoltenberg DL	4-7	11	0-2	3-2	0-1	1-2										
Mohamed Barry LB	3-5	8	1-3	0-1	1-1	1-0										
Deontre Thomas DL	2-6	8	0-3	2-1	-	0-2										
Dicaprio Bootle DB	7-1	8	2-0	4-0	0-1	1-0										
Joshua Kalu DB	5-2	7	4-2	1-0	DNP	DNP										
Freedom Akinmoladun DL	5-2	7	1-1	-	3-1	1-0										
Tyrin Ferguson LB	1-2	3	-	0-1	1-1	DNP										
Khalil Davis DL	1-2	3	-	-	1-2	-										
Ben Stille DL	2-1	3	DNP	DNP	DNP	2-1										
Alex Davis LB	1-1	2	1-0	-	0-1	-										
Jeremiah Stovall DB	0-2	2	-	-	0-1	0-1										
Avery Roberts LB	1-1	2	-	0-1	-	1-0										
Luke McNitt FB	2-0	2	2-0	-	-	-										
Jerald Foster OG	1-0	1	-	1-0	-	-										
Tanner Lee QB	1-0	1	-	1-0	-	-										
Tyler Hoppes TE	1-0	1	-	1-0	-	-										
Stanley Morgan WR	1-0	1	-	-	1-0	DNP										
Avery Anderson DB	0-1	1	-	-	-	0-1										
Collin Miller LB	1-0	1	-	-	1-0	-										
Tony Butler DB	1-0	1	-	1-0	-	-										



## Defense Game By Game

TACKLES FOR LOSS	UA-A	TOT	ASU	ORE	NIU	RUT	ILL	WIS	OSU	PUR	NW	MINN	PSU	IOWA	B1G	BOWL
Luke Gifford LB	1-1	2	-	-	1-4	1-3										
Chris Weber LB	0-2	2	-	1-5	1-4	-										
Dedrick Young LB	2-0	2	1-5	-	-	1-2										
Antonio Reed DB	0-2	2	-	1-4	1-1	-										
Khalil Davis DL	1-1	2	-	-	2-9	-										
Eric Lee Jr. DB	1-0	1	1-1	-	-	-										
Aaron Williams DB	0-1	1	-	-	1-4	-										
Marcus Newby LB	1-0	1	-	1-2	-	DNP										
Mick Stoltzenberg DL	0-1	1	-	-	1-1	-										
Alex Davis LB	0-1	1	-	-	1-3	-										
Carlos Davis DL	0-1	1	-	-	1-4	-										
Ben Stille DL	1-0	1	DNP	DNP	DNP	1-2										

SACKS	UA-A	TOT	ASU	ORE	NIU	RUT	ILL	WIS	OSU	PUR	NW	MINN	PSU	IOWA	B1G	BOWL
Dedrick Young LB	1-0	1.0	1.0-5	-	-	-										
Luke Gifford LB	0-1	0.5	-	-	0.5-4	-										
Khalil Davis DL	0-1	0.5	-	-	0.5-3	-										
Alex Davis LB	0-1	0.5	-	-	0.5-3	-										
Carlos Davis DL	0-1	0.5	-	-	0.5-4	-										

INT RETURNS	NO-YDS	ASU	ORE	NIU	RUT	ILL	WIS	OSU	PUR	NW	MINN	PSU	IOWA	B1G	BOWL
Antonio Reed	1-19	-	-	-	1-19										
Tyrin Ferguson	1-0	1-0	-	-	DNP										
Aaron Williams	1-27	-	1-27	-	-										
Joshua Kalu	1-0	1-0	-	DNP	DNP										
Luke Gifford	1-3	-	-	-	1-3										

FUMBLES RECOVERED	NO	ASU	ORE	NIU	RUT	ILL	WIS	OSU	PUR	NW	MINN	PSU	IOWA	B1G	BOWL
Marquel Dismuke	1	-	-	1	-										
Aaron Williams	1	-	1	-	-										

FORCED FUMBLES	NO	ASU	ORE	NIU	RUT	ILL	WIS	OSU	PUR	NW	MINN	PSU	IOWA	B1G	BOWL
Antonio Reed	1	-	1	-	-										
Khalil Davis	1	-	-	1	-										

FUMBLE RETURNS	NO-YDS	ASU	ORE	NIU	RUT	ILL	WIS	OSU	PUR	NW	MINN	PSU	IOWA	B1G	BOWL
None															

# Nebraska Team Game By Game

		---RUSHING---				--RECEIVING--				-----PASSING-----				--KICK RET--				--PUNT RET--				TOTAL		
DATE	OPPONENT	NO.	YDS	TD	LG	NO.	YDS	TD	LG	CMP	ATT	INT	YDS	TD	LG	NO	YDS	TD	LG	NO	YDS	TD	LG	OFF.
Sept. 2, 2017	Arkansas State	38	225	2	35	19	238	2	44	19	32	0	238	2	44	2	114	1	99	1	1	0	1	463
Sept. 9, 2017	at Oregon	29	109	2	25	19	252	3	35	19	41	4	252	3	35	1	11	0	11	0	0	0	0	361
Sept. 16, 2017	NIU	36	85	2	25	25	299	0	36	25	47	3	299	0	36	3	91	0	50	5	13	0	10	384
Sept. 23, 2017	Rutgers	47	197	1	20	13	109	2	18	13	26	2	109	2	18	2	49	0	25	3	56	0	63	306
	Totals	150	616	7	35	76	898	7	44	76	146	9	898	7	44	8	265	1	99	9	70	0	63	1514
	Opponent	120	436	5	28	101	1034	6	51	101	153	5	1034	6	51	8	156	0	27	5	54	1	63	1470

DATE	OPPONENT	-----TACKLES-----				--SACKS--		--FUMBLE--		INT-YDS	QBH	PASS	BLKD	-----KICKS-----XPTS--				SAF	PTS
		SOLOAST	TOTAL	TFL-YDS	NO-YDS	FF	FR-YDS	BRK	KICK			ATT-MAD	RUN	RCV					
Sept. 2, 2017	Arkansas State	42	30	72	2.0-6	1.0-5	0	0-0	2-0	5	4	0	5-5	0	0	0	1	43	
Sept. 9, 2017	at Oregon	44	38	82	2.0-11	0.0-0	1	1-0	1-27	0	2	0	5-5	0	0	0	0	35	
Sept. 16, 2017	NIU	24	30	54	5.0-30	2.0-14	1	1-0	0-0	0	2	0	2-2	0	0	0	0	17	
Sept. 23, 2017	Rutgers	25	20	45	3.0-7	0.0-0	0	0-0	2-16	4	1	0	3-3	0	0	0	0	27	
	Totals	135	118	253	12.0-54	3.0-19	2	2-0	5-43	9	9	0	15-15	0	0	1	122		
	Opponent	149	135	284	22.5-80	6.0-48	2	0-0	9-238	14	22	1	15-15	0	0	1	116		

DATE	OPPONENT	-----PUNTING-----										--FIELD GOALS--			-----KICKOFFS-----				
		NO	YDS	AVG	LONG	BLKD	TB	FC	50+	I20	ATT-MADE	LG	BLKD	NO	YDS	AVG	TB	OB	
Sept. 2, 2017	Arkansas State	5	212	42.4	54	0	0	1	2	3	2-2	41	0	9	566	62.9	5	1	
Sept. 9, 2017	at Oregon	7	282	40.3	46	0	0	2	0	3	0-0	0	0	6	378	63.0	4	0	
Sept. 16, 2017	NIU	6	284	47.3	55	0	1	3	4	0	2-1	36	1	4	260	65.0	3	0	
Sept. 23, 2017	Rutgers	5	194	38.8	64	0	0	2	1	3	2-2	32	0	6	388	64.7	4	0	
	Totals	23	972	42.3	64	0	1	8	7	9	6-5	41	1	25	1592	63.7	16	1	
	Opponent	24	1028	42.8	60	0	2	4	5	9	5-3	39	0	21	1290	61.4	10	1	

# Opponent Team Game By Game

DATE	OPPONENT	--RUSHING--				--RECEIVING--				-----PASSING-----				--KICK RET--				--PUNT RET--				TOTAL OFF.		
		NO.	YDS	TD	LG	NO.	YDS	TD	LG	CMP	ATT	INT	YDS	TD	LG	NO	YDS	TD	LG	NO	YDS		TD	LG
Sept. 2, 2017	Arkansas State	21	82	0	14	46	415	3	38	46	68	2	415	3	38	3	62	0	25	1	63	1	63	497
Sept. 9, 2017	at Oregon	44	201	3	28	25	365	3	51	25	33	1	365	3	51	2	28	0	15	2	1	0	0	566
Sept. 16, 2017	NIU	31	85	1	19	15	128	0	47	15	23	0	128	0	47	1	25	0	25	2	-10	0	12	213
Sept. 23, 2017	Rutgers	24	68	1	13	15	126	0	19	15	29	2	126	0	19	2	41	0	27	0	0	0	0	194
	Opponent totals	120	436	5	28	101	1034	6	51	101	153	5	1034	6	51	8	156	0	27	5	54	1	63	1470
	Nebraska	150	616	7	35	76	898	7	44	76	146	9	898	7	44	8	265	1	99	9	70	0	63	1514

DATE	OPPONENT	-----TACKLES-----				--SACKS--		--FUMBLE--		INT-YDS	QBH	PASS	BLKD	-----KICKS-----XPTS--				SAF	PT
		SOLOAST	TOTAL	TFL-YDS	NO-YDS	FF	FR-YDS	BRK	KICK			ATT-MAD	RUN	RCV					
Sept. 2, 2017	Arkansas State	38	33	71	4.5-12	1.0-7	1	0-0	0-0	2	5	0	4-4	0	0	0	1	36	
Sept. 9, 2017	at Oregon	32	20	52	6.0-24	2.0-17	1	0-0	4-84	2	9	0	6-6	0	0	0	0	42	
Sept. 16, 2017	NIU	47	32	79	8.0-37	3.0-24	0	0-0	3-121	7	6	1	3-3	0	0	0	0	21	
Sept. 23, 2017	Rutgers	32	50	82	4.0-7	0.0-0	0	0-0	2-33	3	2	0	2-2	0	0	0	0	17	
	Opponent totals	149	135	284	22.5-80	6.0-48	2	0-0	9-238	14	22	1	15-15	0	0	1	116		
	Nebraska	135	118	253	12.0-54	3.0-19	2	2-0	5-43	9	9	0	15-15	0	0	1	122		

DATE	OPPONENT	-----PUNTING-----									--FIELD GOALS--			-----KICKOFFS-----				
		NO	YDS	AVG	LONG	BLKD	TB	FC	50+	I20	ATT-MADE	LG	BLKD	NO	YDS	AVG	TB	OB
Sept. 2, 2017	Arkansas State	5	198	39.6	55	0	0	1	1	2	2-2	39	0	6	322	53.7	1	1
Sept. 9, 2017	at Oregon	5	185	37.0	43	0	1	2	0	1	1-0	0	0	7	448	64.0	6	0
Sept. 16, 2017	NIU	8	371	46.4	53	0	1	0	2	3	1-0	0	0	4	260	65.0	1	0
Sept. 23, 2017	Rutgers	6	274	45.7	60	0	0	1	2	3	1-1	33	0	4	260	65.0	2	0
	Opponent totals	24	1028	42.8	60	0	2	4	5	9	5-3	39	0	21	1290	61.4	10	1
	Nebraska	23	972	42.3	64	0	1	8	7	9	6-5	41	1	25	1592	63.7	16	1



Team Comparison

OPPONENT	SCORE	1ST DNS (RUN/PASS/PEN.)	RUSHING	PASSING	PASS YDS	TOTAL OFFENSE	RET YDS	T/O
ARKANSAS STATE	43-36	25/32 (10/5; 14/25; 1/2)	38-225/21-82	19-32-0/46-68-2	238/415	70-463/89-497	115/125	0/2
Oregon	35-42	19/22 (6/11; 11/10; 2/1)	29-109/44-201	19-41-4/25-33-1	252/365	70-361/77-566	38/113	4/2
NIU	17-21	18/13 (6/7; 12/5; 0/1)	36-85/31-85	25-47-3/15-23-0	299/128	83-384/54-213	104/136	3/1
RUTGERS	27-17	21/12 (11/4; 8/7; 2/1)	47-197/24-68	13-26-2/15-29-2	109/126	73-306/53-194	121/74	2/2
Totals	122-116	83/79 (33/27; 45/47; 5/5)	150-616/120-436	76-146-9/101-153-5	898/1034	296-1514/273-1470	378/448	9/7

Note: Game totals are displayed in the format TEAM/OPPONENT for each category

OPPONENT	3RD DOWN	4TH DOWN	TIME POSS	MARGIN	YDS/RUSH	YDS/PASS	YDS/PLAY	PUNTING	PENALTIES
ARKANSAS STATE	7-14/7-13	0-0/0-0	32:18/27:42	4:36	5.9/3.9	7.4/6.1	6.6/5.6	5-42.4/5-39.6	8-75/9-63
Oregon	2-14/7-14	2-2/0-1	29:22/30:38	-1:16	3.8/4.6	6.1/11.1	5.2/7.4	7-40.3/5-37.0	3-25/12-103
NIU	6-19/3-13	2-4/0-0	36:34/23:26	13:08	2.4/2.7	6.4/5.6	4.6/3.9	6-47.3/8-46.4	5-48/3-25
RUTGERS	8-17/3-12	0-0/0-1	35:21/24:39	10:42	4.2/2.8	4.2/4.3	4.2/3.7	5-38.8/6-45.7	6-46/4-35
Totals	23-64/20-52	4-6/0-2	133:35/106:25	27:10	4.1/3.6	6.2/6.8	5.1/5.4	23-42.3/24-42.8	194/226

Note: Game totals are displayed in the format TEAM/OPPONENT for each category

Nebraska Red Zone Chart

NEBRASKA INSIDE OPPONENT RED-ZONE																
DATE	OPPONENT	SCORE	TIMES IN RZ	TIMES SCORED	PTS	TOTAL TDS	RUSH TDS	PASS TDS	FGS MADE	----- FAILED TO SCORE INSIDE RZ -----						GAME
Sept. 2	Arkansas State	W, 43-36	4	4	24	3	2	1	1	FGA	DOWN	INT	FUMB	HALF		
Sept. 9	at Oregon	L, 35-42	3	3	21	3	2	1	0	0	0	0	0	0	0	0
Sept. 16	NIU	L, 17-21	5	3	17	2	2	0	1	1	0	1	0	0	0	0
* Sept. 23	Rutgers	W, 27-17	5	5	27	3	1	2	2	0	0	0	0	0	0	0
Totals			17	15	89	11	7	4	4	1	0	1	0	0	0	
	15 of 17 (88.2%)															

OPPONENT INSIDE NEBRASKA RED-ZONE																
DATE	OPPONENT	SCORE	TIMES IN RZ	TIMES SCORED	PTS	TOTAL TDS	RUSH TDS	PASS TDS	FGS MADE	----- FAILED TO SCORE INSIDE RZ -----						GAME
Sept. 2	Arkansas State	W, 43-36	5	3	17	2	0	2	1	FGA	DOWN	INT	FUMB	HALF		
Sept. 9	at Oregon	L, 35-42	6	5	35	5	3	2	0	0	0	0	0	1	0	
Sept. 16	NIU	L, 17-21	2	1	7	1	1	0	0	0	0	0	0	1	0	
* Sept. 23	Rutgers	W, 27-17	2	2	10	1	1	0	1	0	0	0	0	0	0	
Totals			15	11	69	9	5	4	2	0	0	1	0	3	0	
	11 of 15 (73.3%)															

## LONG SEASON PLAYS (20 OR MORE YARDS)

	Husker Long Plays				Opponent Long Plays			
	Rush	Pass	Ret.	Total	Rush	Pass	Ret.	Total
Arkansas State	2	3	1	6	0	2	3	5
Oregon	1	6	1	8	2	7	3	12
Northern Illinois	1	4	2	7	0	1	3	4
Rutgers	1	0	2	3	0	0	2	2
<b>Totals</b>	<b>4</b>	<b>13</b>	<b>4</b>	<b>21</b>	<b>2</b>	<b>10</b>	<b>11</b>	<b>23</b>

## DRIVE SUPERLATIVES

	Nebraska	Opponent
Most Yards (Result)	97 vs. Rutgers (TD)	87 vs. Arkansas State (TD)
Most Plays (Result)	17 vs. Rutgers (TD)	12 vs. Arkansas State (TD)
Most Time (Result)	8:10 vs. Rutgers (TD)	3:54 vs. Northern Illinois (Missed FG)

## NEBRASKA LONG PLAYS (24; 5 RUNS; 13 PASSES; 6 RETURNS)

Yards	Opponent	Play	Result
99	Arkansas State	KOR (Spielman)	Touchdown
63	Rutgers	PR (Pierson-El)	1st-Goal
50	Northern Illinois	KOR (Spielman)	1st-10
44	Arkansas State	Pass (Lee-Morgan)	Touchdown
36	Northern Illinois	Pass (Lee-Pierson-El)	1st-10
36	Northern Illinois	Pass (Lee-Spielman)	1st-Goal
35	Arkansas State	Pass (Lee-Spielman)	1st-10
35	Arkansas State	Run (Bryant)	1st-10
35	Oregon	Pass (Lee-Hoppes)	1st-10
34	Oregon	Pass (Lee-Pierson-El)	1st-10
28	Northern Illinois	Pass (Lee-Morgan)	1st-10
28	Oregon	Pass (Lee-Morgan)	Touchdown
27	Oregon	IR (Williams)	1st-10
26	Arkansas State	Pass (Lee-Morgan)	1st-10
25	Oregon	Run (Bryant)	1st-10
25	Rutgers	KOR (Spielman)	1st-10
25	Northern Illinois	Run (Wilbon)	1st-10
24	Northern Illinois	KOR (Spielman)	1st-10
24	Arkansas State	Run (Bryant)	1st-10
23	Oregon	Pass (Lee-Spielman)	1st-10
23	Oregon	Pass (Lee-Pierson-El)	Touchdown
22	Oregon	Pass (Lee-Morgan)	1st-10
21	Northern Illinois	Pass (Lee-Morgan)	1st-10
20	Rutgers	Run (Ogizbo)	1st-10

## OPPONENT LONG PLAYS 23; 2 RUNS; 10 PASSES; 11 RETURNS)

Yards	Opponent	Play	Result
87	Northern Illinois	IR (Lurry)	Touchdown
63	Arkansas State	PR (Taylor)	Touchdown
51	Oregon	Pass (Herbert-Johnson)	1st-10
47	Northern Illinois	Pass (Santacaterina-Blake)	1st-10
42	Oregon	Pass (Herbert-Nelson)	1st-10
38	Oregon	Pass (Herbert-Mitchell)	1st-10
38	Arkansas State	Pass (Hansen-Mason)	1st-10
35	Oregon	IR (Robinson)	1st-10
33	Rutgers	IR (Hester)	Touchdown
32	Oregon	Pass (Herbert-Nelson)	1st-10
32	Oregon	Pass (Herbert-Schooler)	Touchdown
29	Arkansas State	Pass (Hansen-Murray)	Touchdown
28	Oregon	IR (Graham)	1st-10
28	Oregon	Run (Freeman)	1st-10
27	Rutgers	KOR (Hicks)	1st-10
25	Arkansas State	KOR (Mason)	1st-10
25	Northern Illinois	IR (Johnson)	Touchdown
25	Northern Illinois	KOR (Blake)	1st-10
22	Oregon	Pass (Herbert-McCormick)	1st-10
22	Arkansas State	KOR (Mason)	1st-10
21	Oregon	Pass (Herbert-Johnson)	1st-10
21	Oregon	IR (Amadi)	1st-10
20	Oregon	Run (Herbert)	1st-10

## GAME-OPENING DRIVES

Opponent	[----- Nebraska -----]			[----- Opponent -----]		
	Pts.	1st Dwn	Yds	Pts.	1st Dwn	Yds
Arkansas State	3	2	33	0	0	-9
Oregon	0	0	0	7	3	75
Northern Illinois	0	3	65	0	1	20
Rutgers	7	4	75	7	5	75
Illinois						
Wisconsin						
Ohio State						
Purdue						
Northwestern						
Minnesota						
Penn State						
Iowa						
B1G						

## SECOND HALF OPENING DRIVES

Opponent	[----- Nebraska -----]			[----- Opponent -----]		
	Pts.	1st Dwn	Yds	Pts.	1st Dwn	Yds
Arkansas State	7	4	70	0	2	28
Oregon	7	3	75	0	0	4
Northern Illinois	0	0	2	0	0	6
Rutgers	0	0	-1	0	0	5
Illinois						
Wisconsin						
Ohio State						
Purdue						
Northwestern						
Minnesota						
Penn State						
Iowa						
B1G						

	Scoring	[---Time---]		[--Plays--]			
Game	Drives	Total	Avg.	Total	Avg.	5 or less	1 or 0
Arkansas State	6	13:33	2:15	35	5.83	2	1
Oregon	5	13:15	2:39	31	6.20	3	0
Northern Illinois	3	9:22	3:07	23	7.67	1	0
Rutgers	5	20:19	4:03	42	8.40	2	1
Season	19	56:29	2:58	131	6.89	8	2
Opponents	18	34:45	1:55	108	6.00	6	3

Opponent	Plays	Yds	Time	Score	Qtr./Time	Play
Arkansas State	8	33	3:19	3-0	1st/9:52	D. Brown 21-yd. FG
Arkansas State	0	0	0:00	10-7	1st/4:53	Spielman 99-yd. kickoff return
Arkansas State	4	75	1:40	17-14	1st/0:32	Morgan 44-yd. pass from Lee
Arkansas State	8	91	2:41	24-14	2nd/9:57	Wilbon 7-yd. run
Arkansas State	9	41	2:43	27-23	2nd/1:02	Brown 41-yd. FG
Arkansas State	8	70	3:46	34-26	3rd/11:14	Bryant 1-yd. run
Arkansas State	6	53	2:07	41-26	4th/12:25	Pierson-El 8-yd. pass from Lee
Arkansas State	0	0	0:00	43-29	4th/5:52	Safety
Oregon	10	95	5:26	7-14	1st/3:03	Pierson-El 23-yd. pass from Lee
Oregon	4	75	1:34	14-21	2nd/13:26	Bryant 5-yd. run
Oregon	7	75	2:10	21-42	3rd/12:50	Morgan 18-yd. pass from Lee
Oregon	5	53	1:56	28-42	3rd/8:52	Morgan 28-yd. pass from Lee
Oregon	5	22	2:09	35-42	4th/2:47	Wilbon 2-yd. run
Northern Illinois	2	2	0:48	7-14	3rd/8:05	Lee 4-yd. run
Northern Illinois	15	71	6:20	10-14	3rd/0:15	Brown 36-yd. FG
Northern Illinois	6	63	2:14	17-14	4th/11:14	Lee 1-yd. run
Rutgers	7	75	3:30	7-7	1st/6:52	Spielman 18-yd. pass from Lee
Rutgers	1	5	0:05	14-10	2nd/4:48	Wilbon 4-yd. run
Rutgers	17	97	8:10	21-17	3rd/2:49	Pierson-El 8-yd. pass from Lee
Rutgers	5	22	1:18	24-17	4th/14:10	Brown 32-yd. FG
Rutgers	12	50	7:16	27-17	4th/5:59	Brown 27-yd. FG

[----Drive-----]						
Opponent	Plays	Yds	Time	Score	Qtr./Time	Play
Arkansas State	0	0	0:00	10-7	1st/5:07	Blaise 63-yd. punt return
Arkansas State	9	87	2:41	14-10	1st/2:12	Murray 29-yd. pass from Hansen
Arkansas State	0	0	0:00	16-24	2nd/7:00	Safety
Arkansas State	10	61	3:08	23-24	2nd/3:45	Mack 3-yd. pass from Hansen
Arkansas State	8	43	1:02	26-27	2nd/0:00	Williams 39-yd. FG
Arkansas State	10	61	2:53	29-41	4th/9:27	Williams 31-yd. FG
Arkansas State	12	63	3:21	36-43	4th/ 0:47	Edwards 3-yd. pass from Hansen
Oregon	5	75	1:18	7-0	1st/13:42	Schooler 32-yd. pass from Herbert
Oregon	5	20	1:59	14-0	1st/11:31	Nelson 8-yd. pass from Herbert
Oregon	8	75	3:03	21-7	1st/0:00	Freeman 2-yd. run
Oregon	8	73	3:00	28-14	2nd/7:10	Freeman 1-yd. run
Oregon	7	70	1:57	35-14	2nd/2:40	Benoit 5-yd. run
Oregon	3	34	1:08	42-14	2nd/0:39	Mitchell 17-yd. pass from Herbert
Northern Illinois	0	0	0:00	7-0	1st/11:24	Lurry 87-yd. interception return
Northern Illinois	0	0	0:00	14-0	1st/1:13	Johnson 25-yd. interception return
Northern Illinois	6	75	2:22	21-17	4th/8:52	Huff 2-yd. run
Rutgers	7	75	3:30	7-0	1st/6:52	Edwards 2-yd. run
Rutgers	6	28	2:21	10-7	2nd/10:20	Harte 33-yd. FG
Rutgers	0	0	0:00	17-14	3rd/14:07	Hester 33-yd. interception return

Game	TOs Gained	TDs	FG-FGA	Pts.	(NU Fumbles/Lost, INT)
Arkansas State	2 (2/0 F/L, 2 INT)	1	0-0	7	0 (1/0 F/L, 0 INT)
Oregon	2 (3/1 F/L, 1 INT)	1	0-0	7	4 (1/0 F/L, 4 INT)
Northern Illinois	1 (3/1 F/L, 0 INT)	1	0-0	7	3 (2/0 F/L, 3 INT)
Rutgers	2 (1/0 F/L, 2 INT)	0	1-1	3	2 (1/0 F/L, 2 INT)

Nebraska	7 (9/2 F/L, 5 INT)	3	1-1	24	9 (5/0 F/L, 9 INT)
Opponent	9 (5/0 F/L, 9 INT)	5	1-1	38	7 (9/2 F/L, 5 INT)

	NU Avg. Start (yards/drives/in 20/past 50)	Opp. Avg. Start (yards/drives/in 20/past 50)	NU diff.
Arkansas State	28.3 (340/12/2/1)	23.4 (328/14/4/0)	+ 4.9
Oregon	31.9 (511/16/2/2)	34.1 (580/17/4/4)	-2.2
Northern Illinois	27 (378/14/5/2)	28.9 (347/12/1/1)	-1.9
Rutgers	37.4 (486/12/3/4)	25.5 (306/12/4/2)	11.9

Totals	31.8 (1715/54/12/9)	28.4 (1561/55/13/7)	3.4
--------	---------------------	---------------------	-----

\*does not include drives with time of 0:00 (ie. defensive and special teams touchdowns, end of half turnovers, overtime, etc.)

Arkansas State	8-75	9-63
Oregon	3-25	12-103
Northern Illinois	5-48	3-25
Rutgers	6-46	4-35
Illinois		
Wisconsin		
Ohio State		
Purdue		
Northwestern		
Minnesota		
Penn State		
Iowa		
<b>Totals (Avg. Per Penalty)</b>	<b>22-194 (8.8)</b>	<b>28-226 (8.1)</b>
<b>Avg-Game</b>	<b>5.5-48.5</b>	<b>7.0-56.5</b>

# Individual Career/Season Superlatives

## SEASON AND CAREER, MOST PASSING YARDS

Player	2017	Career
Tanner Lee	299 vs. Northern Illinois	Same
Patrick O'Brien	None	Same
Zack Darlington	None	14 vs. Tennessee, 2016
De'Mornay Pierson-El	None	16 at Northwestern, 2014

\*-Indicates touchdown pass

## SEASON AND CAREER, MOST RECEIVING YARDS

Player	2017	Career
Tre Bryant		35 vs. Minnesota, 2016
Tyler Hoppes	40 vs. Arkansas State	Same
Tyjon Lindsey	18 vs. Northern Illinois	Same
Luke McNitt	11 vs. Arkansas State	Same
Stanley Morgan Jr.	103 at Oregon	Same
Devine Ozigbo		42 at Purdue, 2015
Gabe Rahn	27 vs. Rutgers	35 vs. Wyoming, 2016
Bryan Reimers	3 vs. Northern Illinois	22 vs. Oregon, 2016
De'Mornay Pierson-El	101 vs. Northern Illinois	134 vs. USC, 2014
JD Spielman	52 vs. Northern Illinois	Same
Mikale Wilbon	14 vs. Northern Illinois	28 vs. BYU, 2015

\*-Indicates touchdown scored

## SEASON AND CAREER, LONGEST PASS

2017	Career
44* vs. Arkansas State (Morgan)	Same
None	Same
None	12 vs. Tennessee (Reilly)
None	16* at Northwestern (Armstrong)

## SEASON AND CAREER, LONGEST CATCH

2017	Career
	35* vs. Minnesota (Armstrong)
37 at Oregon (Lee)	Same
11 vs. Northern Illinois (Lee)	Same
11 vs. Arkansas State (Lee)	Same
44* vs. Arkansas State (Lee)	72* at Indiana, 2016 (Armstrong)
	39 vs. Wyoming, 2016 (Armstrong)
17 vs. Rutgers (Lee)	35* vs. Wyoming, 2016 (Fyfe)
3 vs. Northern Illinois (Lee)	22* vs. Oregon, 2016 (Armstrong)
36 vs. Northern Illinois (Lee)	46 at Northwestern, 2014 (Armstrong)
36 vs. Northern Illinois (Lee)	Same
11 vs. Northern Illinois (Lee)	14 vs. BYU, 2015 (Armstrong)

## SEASON AND CAREER, MOST RUSHING YARDS

Player	2017	Career
Tre Bryant	192 vs. Arkansas State	Same
Jaylin Bradley	16 vs. Rutgers	Same
Tanner Lee	-7 vs. Arkansas State	Same
Caleb Lightbourn		4 vs. Wyoming, 2016
Tyjon Lindsey	5 at Oregon	Same
Stanley Morgan Jr.	2 vs. Arkansas State	Same
Luke McNitt	4 vs. Northern Illinois	4 at Iowa, 2016; vs. Northern Illinois
Devine Ozigbo	101 vs. Rutgers	103 vs. Fresno State, 2016
De'Mornay Pierson-El	23 vs. Arkansas State	Same
JD Spielman	6 vs. Rutgers	Same
Mikale Wilbon	90 vs. Northern Illinois	Same

\*Indicates touchdown scored

## SEASON AND CAREER, LONGEST RUN

2017	Career
35 vs. Arkansas State	Same
8 vs. Rutgers	
4 at Oregon; vs. Northern Illinois	Same
	4 vs. Wyoming, 2016
4 at Oregon	Same
2 vs. Arkansas State	Same
4 vs. Northern Illinois	Same
20 vs. Rutgers	31 at Illinois, 2015
12 vs. Arkansas State	Same
6 vs. Rutgers	Same
25 vs. Northern Illinois	32 at Northwestern, 2016

## SEASON AND CAREER, MOST TACKLES, TFLS AND SACKS

Player	Tackles (2017)	Career	TFL (2017)	Career	Sacks (2017)	Career
Fredrick Akinmoladun	4 vs. Northern Illinois	6 at Miami, 2015		2 3x, last vs. Maryland, 2016		2.0 vs. So. Miss, 2015; vs. Maryland, 2016
Avery Anderson	1 vs. Rutgers	1 at Ohio State, 2016; vs. Rutgers		Same		Same
Mohamed Barry	4 vs. Arkansas State	Same		Same		Same
Dicaprio Bootle	4 at Oregon	Same		Same		Same
Tony Butler	1 at Oregon	Same		Same		Same
Alex Davis	1 vs. Arkansas St.; vs. No. Illinois	1 4x, last vs. Northern Illinois	1 vs. Northern Illinois	Same	0.5 vs. Northern Illinois	Same
Carlos Davis	5 at Oregon; vs. Northern Illinois	6 at Iowa, 2016	1 vs. Northern Illinois	1 vs. PU, 2016; at Wis, 2016; NIU, 2017	0.5 vs. Northern Illinois	1.0 vs. Purdue, 2016; at Wisconsin, 2016
Khalil Davis	3 vs. Northern Illinois	Same	2 vs. Northern Illinois	2 vs. Wyoming, 2016; NIU, 2017	0.5 vs. Northern Illinois	Same
Jojo Domann		1 4x, last at Wisconsin, 2016		Same		Same
Tyrin Ferguson	2 vs. Northern Illinois	Same		Same		Same
Luke Gifford	9 vs. Arkansas State	Same	1 vs. vs. Northern Illinois; Rutgers	1 3x last vs. Rutgers	0.5 vs. Northern Illinois	Same
Lamar Jackson	5 vs. Arkansas State	6 vs. Fresno State		2 vs. Fresno State, 2016		1 vs. Fresno State, 2016
Chris Jones		6 vs. Oregon, 2016		2 at Northwestern, 2016		1.0 vs. Southern Miss, 2015; at NW, 2016
Boaz Joseph		2 at Wisconsin, 2016; at Ohio State, 2016		Same		Same
Joshua Kalu	6 vs. Arkansas State	9 3x, last at OSU, 2016		2 vs. BYU, 2015		1.0 vs. So. Miss, 2015; Fresno St., 2016
Sedrick King		1 vs. Fresno State; vs. Wyoming		Same		Same
Eric Lee Jr.	7 vs. Arkansas State	Same	1 vs. Arkansas State	1 at Ohio State, 2016; ASU, 2017		1 at Ohio State, 2016
Luke McNitt	2 vs. Arkansas State	2 vs. Fresno State, 2016 vs. Arkansas St, 2017		Same		Same
Collin Miller	1 vs. Northern Illinois	Same		Same		Same
A.J. Natter		1 4x, last vs. Maryland		Same		Same
DaiShon Neal		1 at Northwestern; at Ohio State		Same		Same
Marcus Newby	10 at Oregon	Same	1 at Oregon	1 10x, last at Oregon, 2017		1 4x, last vs. Maryland, 2016
Antonio Reed	6 vs. Rutgers	Same	1 at Oregon; vs. NIU	Same		Same
Avery Roberts	1 at Oregon; vs. Rutgers	Same		Same		Same
Mick Stoltzenberg	5 at Oregon	6 at Wisconsin, 2016		2 at Northwestern		1.0 vs. S. Alabama, 2015; at Wis., 2016
Ben Stille	3 vs. Rutgers	Same	1 vs. Rutgers	Same		Same
Jeremiah Stovall	1 vs. Northern Illinois; vs. Rutgers	Same		Same		Same
Deontre Thomas	3 vs. Arkansas State; at Oregon	Same		Same		Same
Aaron Williams	12 at Oregon	Same	1 vs. Northern Illinois	1 8x, last vs. Northern Illinois, 2017		1.0 at Indiana, 2016; vs. Maryland, 2016
Kieron Williams		10 at Indiana, 2016		1 4x, last vs. Purdue, 2016		Same
Chris Weber	10 at Oregon	17 at Illinois, 2015	1 at Oregon; vs. NIU	3 at Illinois, 2015		Same
Dedrick Young	7 vs. Arkansas State; at Oregon	11 at Illinois, 2015; vs. Purdue, 2016	1 vs. Arkansas State; vs. Rutgers	2 at Illinois, 2015; at Indiana, 2016	1 vs. Arkansas State, 2017	1.0 at Indiana, 2016; ASU, 2017



# Nebraska Statistical Highs and Lows

NEBRASKA TOTALS	HIGHS	LOWS
Points Scored	43 vs. Arkansas State	17 vs. Northern Illinois
First Downs	25 vs. Arkansas State	18 vs. Northern Illinois
Rushing Attempts	47 vs. Rutgers	29 at Oregon
Rushing Yards	225 vs. Arkansas State	85 vs. Northern Illinois
Passes Attempted	47 vs. Northern Illinois	26 vs. Rutgers
Passes Completed	25 vs. Northern Illinois	13 vs. Rutgers
Had Intercepted	4 at Oregon	0 vs. Arkansas State
Passing Yards	299 vs. Northern Illinois	109 vs. Rutgers
Total Plays	83 vs. Northern Illinois	70 vs. Arkansas State; at Oregon
Total Yards	463 vs. Arkansas State	306 vs. Rutgers
Possession Time	36:34 vs. Northern Illinois	29:22 at Oregon
Fumbles	2 vs. Northern Illinois	1 vs. Arkansas State; at Oregon; vs. Rutgers
Fumbles Lost	0 vs. Arkansas State; at Oregon; Northern Illinois; vs. Rutgers	
Turnovers	4 at Oregon	0 vs. Arkansas State
Turnover Margin	+2 vs. Arkansas State	-2 at Oregon; vs. Northern Illinois
Penalties	8 vs. Arkansas State	3 at Oregon
Yards Penalized	75 vs. Arkansas State	25 at Oregon
Sacks By-Yards Lost	2-14 vs. Northern Illinois	0-0 at Oregon; vs. Rutgers
Team Tackles for Loss-Yards	9-30 vs. Northern Illinois	2-6 vs. Arkansas State; 2-11 at Oregon

OPPONENT TOTALS	HIGHS	LOWS
Points Scored	42 at Oregon	17 vs. Rutgers
First Downs	32 vs. Arkansas State	12 vs. Rutgers
Rushing Attempts	44 at Oregon	21 vs. Arkansas State
Rushing Yards	201 at Oregon	68 vs. Rutgers
Passes Attempted	68 vs. Arkansas State	23 vs. Northern Illinois
Passes Completed	46 vs. Arkansas State	15 vs. Northern Illinois
Had Intercepted	2 vs. Arkansas State; vs. Rutgers	0 vs. Northern Illinois
Passing Yards	415 vs. Arkansas State	126 vs. Rutgers
Total Plays	89 vs. Arkansas State	53 vs. Rutgers
Total Yards	566 at Oregon	194 vs. Rutgers
Possession Time	30:38 at Oregon	23:26 vs. Northern Illinois
Fumbles	3 at Oregon; vs. Northern Illinois	1 vs. Rutgers
Fumbles Lost	1 at Oregon; vs. Northern Illinois	0 vs. Arkansas State
Turnovers	2 vs. Arkansas State; at Oregon	0 vs. Rutgers
Turnover Margin	+2 at Oregon; vs. Northern Illinois	-2 vs. Arkansas State
Penalties	12 at Oregon	3 vs. Northern Illinois
Yards Penalized	103 at Oregon	25 vs. Northern Illinois
Sacks By-Yards Lost	3-24 vs. Northern Illinois	0-0 vs. Rutgers
Team Tackles for Loss-Yards	9-37 vs. Northern Illinois	4.5-12 vs. Arkansas State

## NEBRASKA INDIVIDUAL HIGHS

Most Rushing Attempts.....	31; Tre Bryant vs. Arkansas State
Most Net Rushing Yards.....	192; Tre Bryant vs. Arkansas State
Most Rushing TDs.....	2; Tanner Lee vs. Northern Illinois
Longest TD Run.....	7; Mikale Wilbon vs. Arkansas State
Longest Run, No TD.....	35; Tre Bryant vs. Arkansas State
Most Pass Attempts.....	47; Tanner Lee vs. Northern Illinois
Most Completed Passes.....	25; Tanner Lee vs. Northern Illinois
Most Passing Yards.....	299; Tanner Lee vs. Northern Illinois
Most Passing TDs.....	3; Tanner Lee at Oregon
Longest TD Pass.....	44; Tanner Lee to Stanley Morgan vs. Arkansas State
Longest Pass, No TD.....	36; Tanner Lee to De'Mornay Pierson-El vs. Northern Illinois
Most Pass Receptions.....	8; De'Mornay Pierson-El vs. Northern Illinois
Most Receiving Yards.....	103; Stanley Morgan at Oregon
Most TD Receptions.....	2; Stanley Morgan at Oregon
Most Total Offense Attempts.....	54; Tanner Lee vs. Northern Illinois (7 rush, 47 passes)
Most Total Offense Yards.....	281; Tanner Lee vs. Northern Illinois (-18 rush, 299 pass)
Most All-Purpose Attempts.....	31; Tre Bryant vs. Arkansas State (31 rushes)
Most All-Purpose Yards.....	192; Tre Bryant vs. Arkansas State
Most Touchdowns Scored.....	2; Stanley Morgan at Oregon; Tanner Lee vs. Northern Illinois
Most Field Goals Attempted.....	2; Drew Brown vs. Arkansas State
Most Field Goals Made.....	2; Drew Brown vs. Arkansas State; vs. Rutgers
Longest Field Goal Made.....	41; Drew Brown vs. Arkansas State; vs. Rutgers
Longest Field Goal Attempted.....	41; Drew Brown vs. Arkansas State
Most Interceptions.....	1; Joshua Kalu vs. Arkansas State; Tyrin Ferguson vs. Arkansas State; Aaron Williams at Oregon; Antonio Reed, Luke Gifford vs. Rutgers
Longest Interception TD Return.....	None
Longest Interception Return, No TD.....	27; Aaron Williams at Oregon
Longest Fumble TD Return.....	None
Longest Fumble Return, No TD.....	None
Longest Punt Return, TD.....	None
Longest Punt Return, No TD.....	63; De'Mornay Pierson-El vs. Rutgers
Most Punt Return Yardage.....	56; De'Mornay Pierson-El vs. Rutgers
Longest Kickoff Return, TD.....	99; JD Spielman vs. Arkansas State
Longest Kickoff Return, No TD.....	50; JD Spielman vs. Northern Illinois
Longest Blocked Punt, TD.....	None
Longest Blocked Field Goal Return.....	None
Most Kickoff Return Yardage.....	99; JD Spielman vs. Arkansas State
Most Punts.....	7; Caleb Lightbourn at Oregon (40.3 avg)
Highest Punting Average.....	47.3; Caleb Lightbourn vs. Northern Illinois (6 punts)
Longest Punt.....	64; Caleb Lightbourn vs. Rutgers

# Nebraska Statistical Highs and Lows

## NEBRASKA INDIVIDUAL HIGHS....(CONTINUED)

Most Total Tackles.....	12; Aaron Williams at Oregon (6 solo, 6 asst.)
Most Solo Tackles.....	6; Aaron Williams at Oregon
Most Tackles for Loss .....	2; Khalil Davis vs. Northern Illinois (9 yards)
Most Yards Lost.....	9; Khalil Davis vs. Northern Illinois (2 TFL)
Most Quarterback Sacks.....	1; Dedrick Young II vs. Arkansas State (5 yards)
Most Yards Lost.....	5; Dedrick Young II vs. Arkansas State (1.0 sack)
Most Pass Breakups .....	1; Nine times
Most Blocked Field Goals .....	None
Most Blocked Punts.....	None
Most Blocked PAT .....	None

## OPPONENT INDIVIDUAL HIGHS

Most Yards Rushing .....	153; Royce Freeman (Oregon)
Most Rushing Attempts.....	29; Royce Freeman (Oregon)
Most Yards Passing .....	415; Justice Hansen (Arkansas State)
Most Passing Attempts .....	68; Justice Hansen (Arkansas State)
Most Pass Completions .....	46; Justice Hansen (Arkansas State)
Most Pass Receptions.....	9; Chris Murray (Arkansas State)
Most Yards Receiving.....	117; Charles Nelson (Oregon)

## OPPONENT INDIVIDUAL LONGEST PLAYS

Rush.....	28; Royce Freeman (Oregon)
Pass.....	51; Justin Herbert to Johnny Johnson (Oregon)
Field Goal.....	39; Sawyer Williams (Arkansas State)
Punt Return .....	63; Blaise Taylor (Arkansas State)
Kickoff Return.....	27; Josh Hicks (Rutgers)
Fumble Return.....	None
Interception Return.....	87*; Shawun Lurry (Northern Illinois)
Punt.....	55; Grace Cody (Arkansas State)

# Nebraska Starting Lineups

## HUSKER OFFENSIVE STARTERS GAME-BY-GAME

Opponent	WR	WR	TE	RT	RG	C	LG	LT	QB	IB	FB	PK
Arkansas State	Morgan Jr.	Pierson-El	Hoppes	Knevel	Farmer	Conrad	Foster	Gates	Lee	Bryant	Ketter <sup>^</sup>	Brown
Oregon	Morgan Jr.	Pierson-El	Hoppes	Farniok	Farmer	Conrad	Foster	Gates	Lee	Bryant	Ketter <sup>^</sup>	Brown
Northern Illinois	Reimers	Spielman	Hoppes	Farniok	Farmer	Conrad	Foster	Gates	Lee	Wilbon	Ketter <sup>^</sup>	Brown
Rutgers	Pierson-El	Spielman	Hoppes	Jaimes	Farmer	Decker	Foster	Gates	Lee	Wilbon	#Rahn	Brown
Illinois												
Wisconsin												
Ohio State												
Purdue												
Northwestern												
Minnesota												
Penn State												
Iowa												
B1G												

#-opened in three wide receiver formation; %-NU opened in a four-receiver set (three receivers and a tight end); ^-NU opened in two tight end set; \$-NU opened in four receiver set (no tight end); &-NU opened in three tight end set.

## HUSKER DEFENSIVE STARTERS GAME-BY-GAME

Opponent	DE	NT	DE	OLB	LB	LB	OLB	CB	S	S	CB	P
Arkansas State	Akinmoladun	Stoltenberg	C. Davis	Newby	Weber	Young II	Gifford	Lee Jr.	Kalu	A. Williams	Jackson	Lightbourn
Oregon	Akinmoladun	Stoltenberg	C. Davis	Newby	Weber	Young II	Gifford	Lee Jr.	Kalu	A. Williams	Jackson	Lightbourn
Northern Illinois	Akinmoladun	Stoltenberg	C. Davis	Newby	Weber	Young II	Gifford	Lee Jr.	Reed	A. Williams	Jackson	Lightbourn
Rutgers	Akinmoladun	Stoltenberg	C. Davis	King	Weber	Young II	Gifford	Lee Jr.	Reed	A. Williams	Jackson	Lightbourn
Illinois												
Wisconsin												
Ohio State												
Purdue												
Northwestern												
Minnesota												
Penn State												
Iowa												
B1G												

\* - NU opened with nickel package # - NU opened with dime packages; %-NU opened with five defensive linemen; @-NU opened with three safeties; !-NU opened with 3 defensive ends

# Overall Participation

## PLAYER (GAMES):

Freedom Akinmoladun (4/4); Avery Anderson (4/-); Mohamed Barry (4/-); Dicaprio Bootle (4/-); Drew Brown (4/-); Tre Bryant (2/2); Tony Butler (4/-); Brett Classen (1/-); Cole Conrad (3/3); Zack Darlington (4/-); Alex Davis (4/-); Carlos Davis (4/4); Khalil Davis (4/-); Michael Decker (2/1); Marquel Dismuke (4/-); Tanner Farmer (4/4); Matt Farniok (3/2); Tyrin Ferguson (3/-); Jerald Foster (4/4); Nick Gates (4/4); Christan Gaylord (1/-); Luke Gifford (4/4); Tyler Hoppes (4/4); Lamar Jackson (4/4); Brenden James (1/1); Boaz Joseph (1/-); Joshua Kalu (2/2); Reid Karel (4/-); Connor Ketter (4/3); Sedrick King (2/1); David Knevel (1/1); Eric Lee Jr. (4/4); Tanner Lee (4/4); Caleb Lightbourn (4/-); Tyjon Lindsey (4/-); Luke McNitt (4/-); Collin Miller (4/-); Stanley Morgan (3/2); DaiShon Neal (4/-); Marcus Newby (3/3); Peyton Newell (2/-); Jordan Ober (4/-); Devine Ozigbo (2/0); De'Mornay Pierson-El (4/3); Gabe Rahn (4/1); John Raridon (1/-); Antonio Reed (4/2); Bryan Reimers (4/1); Avery Roberts (4/-); Austin Rose (4/-); Matt Snyder (4/-); JD Spielman (4/2); Ben Stille (1/-); Jack Stoll (4/-); Mick Stoltenberg (4/4); Jeremiah Stovall (4/-); Deontre Thomas (4/-); Chris Weber (4/4); Jacob Weinmaster (4/-); Mikale Wilbon (4/2); Aaron Williams (4/4); Kieron Williams (4/-); Boe Wilson (3/-); Conor Young (4/-); Dedrick Young (4/4)

## Game 1 | Nebraska 43, Arkansas St. 36

SCORE BY QUARTERS	1	2	3	4	FINAL
Arkansas State	14	12	0	10	36
Nebraska	17	10	7	9	43

**Lincoln (Sept. 2)** --- Sophomore I-back Tre Bryant erupted for a career-high 192 yards on 31 carries to pace Nebraska to a 43-36 win over Arkansas State in the season opener for both teams.

Bryant had 114 of his yards in the second half, as Nebraska built a 14-point fourth quarter lead and weathered a frantic finish. Leading 43-29 after a Husker safety, ASU's Justice Hansen hit Kendrick Edwards on a three-yard touchdown pass with 47 seconds left to pull the Red Wolves within 43-36. Arkansas State then recovered an on-side kick to keep its upset hopes alive. The Red Wolves drove to the 11-yard line with 11 seconds remaining before the Blackshirts preserved the win. On first down, Lamar Jackson broke up a pass in the end zone intended for Justin McInnis, before Hansen threw too high to Edwards on the game's final play.

Hansen set the Arkansas State record and tied the Nebraska individual opponent passing record by completing 46 throws on a Nebraska opponent-record-tying 68 attempts. He finished with 415 passing yards and three touchdowns, but he also threw a pair of costly interceptions.

Husker quarterback Tanner Lee led a balanced NU attack, completing 19-of-32 passes for 238 yards and two touchdowns without committing a turnover, as Nebraska threw for 238 and rushed for 225. Stanley Morgan led the Huskers with five catches for 102 yards to set career bests in both categories. Freshman JD Spielman accounted for 143 all-purpose yards, highlighted by a 99-yard kickoff return in the first quarter. Six Huskers had multiple catches on the evening.

Leading 27-26 at the half, Bryant took over for the Huskers in the third quarter. His one-yard touchdown run with 11:14 left in the third quarter pushed Nebraska's lead to 34-26, before the Blackshirts slowed down the Red Wolves by allowing just 43 yards in the third quarter. The Huskers extended their lead to 41-26 early in the fourth quarter on an eight-yard pass from Lee to senior De'Mornay Pierson-El to cap a six-play, 53-yard drive with 12:25 left in the game.



### SCORING SUMMARY

QTR	TIME	TEAM	SCORE
1st	09:52	NEB	Brown 21 yd field goal
1st	05:07	ASU	Taylor 63 yd punt return (Williams kick)
1st	04:53	NEB	Spielman 99 yd kickoff return (Brown kick)
1st	02:12	ASU	Murray 29 yd pass from Hansen (Williams kick)
1st	00:32	NEB	Morgan 44 yd pass from Lee (Brown kick)
2nd	09:57	NEB	Wilbon 7 yd run (Brown kick)
2nd	07:00	ASU	TEAM safety
2nd	03:45	ASU	Mack 3 yd pass from Hansen (Williams kick)
2nd	01:02	NEB	Brown 41 yd field goal
2nd	00:00	ASU	Williams 39 yd field goal
3rd	11:14	NEB	Bryant 1 yd run (Brown kick)
4th	12:25	NEB	Pierson-El 8 yd pass from Lee (Brown kick)
4th	09:27	ASU	Williams 31 yd field goal
4th	05:52	NEB	TEAM safety
4th	00:47	ASU	Edwards 3 yd pass from Hansen (Williams kick)

### TEAM STATISTICS

	ASU	NEB
FIRST DOWNS	32	25
RUSHES-YARDS (NET)	21-82	38-225
PASSING YDS (NET)	415	238
Passes Att-Comp-Int	68-46-2	32-19-0
TOTAL OFFENSE PLAYS-YARDS	89-497	70-463
Fumble Returns-Yards	0-0	0-0
Punt Returns-Yards	1-63	1-1
Kickoff Returns-Yards	3-62	2-114
Interception Returns-Yards	0-0	2-0
Punts (Number-Avg)	5-39.6	5-42.4
Fumbles-Lost	2-0	1-0
Penalties-Yards	9-63	8-75
Possession Time	27:42	32:18
Third-Down Conversions	7 of 13	7 of 14
Fourth-Down Conversions	0 of 0	0 of 0
Red-Zone Scores-Chances	3-5	4-4
Sacks By: Number-Yards	1-7	1-5

**RUSHING: AS-** Wand Warren 12-69; Jamal Jones 4-14; Chris Murray 1-2; Justice Hansen 4-3; **Nebraska-**Tre Bryant 31-192; De'Mornay Pierson-El 2-23; Mikale Wilbon 2-15; Stanley Morgan Jr. 1-2; Luke McNitt 1-0; Tanner Lee 1-7

**PASSING: AS-** Justice Hansen 46-68-2-415-3. **Nebraska-**Tanner Lee 19-32-0-238-2

**RECEIVING: AS-** Chris Murray 9-90; Kendrick Edwards 8-100; Christian Booker 7-72; Omar Bayless 7-42; Blake Mack 5-50; Dijon Paschal 3-23; Justin McInnis 3-22; Warren Wand 2-15; Jamal Jones 2-1. **Nebraska-**Stanley Morgan Jr. 5-102; Tyler Hoppes 3-40; Tyjon Lindsey 3-14; Mikale Wilbon 3-7; JD Spielman 2-44; De'Mornay Pierson-El 2-20; Luke McNitt 1-11.

**INTERCEPTIONS: FS-** None. **Nebraska-**Joshua Kalu 1-0; Tyrin Ferguson 1-0

**FUMBLES: FS-** Justice Hansen 1-0; Blaise Taylor 1-0. **Nebraska-**Mikale Wilbon 1-0

**SACKS (Sacks-Yds): AS-** Caleb Caston 1-7. **Nebraska-** Dedrick Young II 1-5

**TACKLE LEADER (UA-A): AS-**Kyle Wilson 3-7. **Nebraska-**Luke Gifford 4-5

## Game 2 | Oregon 42, Nebraska 35

SCORE BY QUARTERS	1	2	3	4	FINAL
Nebraska	7	7	14	7	35
Oregon	21	21	0	0	42

**Eugene, Ore. (Sept. 9)** -- Nebraska's defense held Oregon scoreless on seven straight possessions in the second half to spur a furious rally, but the Ducks forced four turnovers, including a clinching interception in the final two minutes and held on for a 42-35 victory at Autzen Stadium.

NU trailed 42-14 at halftime but scored on its first two possessions of the second half to stay in the game. The Husker defense forced two turnovers and another turnover on downs to redeem themselves from a first half in which Oregon amassed 409 yards.

Antonio Reed forced a fumble by running back Royce Freeman that linebacker Aaron Williams recovered at the Oregon 22-yard line, and it led to a Mikale Wilbon 2-yard touchdown run to pull Nebraska within seven with 2:47 remaining.

The Huskers used their three time outs in forcing a three-and-out and regained possession with 2:17 remaining on the Nebraska 43-yard line. But on the first play from scrimmage, Oregon cornerback Uguchukwu Amadi intercepted Tanner Lee to clinch the win. Lee was 19-of-41 passing for 252 yards and three touchdowns, with four interceptions. Sophomore running back Tre Bryant ran 20 times for 107 yards for his second straight 100-yard rushing game, as the Huskers finished with 361 yards of total offense.

Justin Herbert completed 25 of 33 passes for 365 yards and three touchdowns, and Freeman ran 29 times for 153 yards and two touchdowns, as the Ducks amassed 566 total yards, but only 157 came in the second half.

Oregon scored on its first possession before a Husker turnover led to another Ducks touchdown just 3:31 into the game. Nebraska settled in and went on a 10-play, 95-yard drive capped by De'Mornay Pierson-El's 23-yard touchdown catch. Nebraska eventually pulled to within 21-14 after a Tre Bryant touchdown run early in the second quarter, but Oregon took control with 21 straight points to close the half.

Lee directed two scoring drives, sandwiched around a three-and-out by the defense, to start the second half. On the second play of the half, Lee hit Pierson-El for a 34-yard pass to get the Huskers into Oregon territory. On 4th-and-10, Morgan gained 22 yards on a catch-and-run, and then hauled in an 18-yard touchdown pass on the next play. Morgan finished with career highs of seven receptions and 103 yards to increase his career total to 962 receiving yards.

NU's next drive began at the Husker 47-yard line. This time, Bryant paced the Huskers with rushes of 12, 8 and 5 yards, before Lee found Morgan for a 28-yard touchdown, pulling Nebraska within 42-28.

### SCORING SUMMARY

1st	13:42	ORE	Schooler 32 yd pass from Herbert (Schneider kick)
1st	11:31	ORE	Nelson 8 yd pass from Herbert (Schneider kick)
1st	03:03	NEB	Pierson-El 23 yd pass from Lee (Brown kick)
1st	00:00	ORE	Freeman 2 yd run (Schneider kick)
2nd	13:26	NEB	Bryant 5 yd run (Brown kick)
2nd	07:10	ORE	Freeman 1 yd run (Schneider kick)
2nd	02:40	ORE	Benoit 5 yd run (Schneider kick)
2nd	00:39	ORE	Mitchell 17 yd pass from Herbert (Schneider kick)
3rd	12:50	NEB	Morgan 18 yd pass from Lee (Brown kick)
3rd	08:52	NEB	Morgan 28 yd pass from Lee (Brown kick)
4th	02:47	NEB	Wilbon 2 yd run (Brown kick)

### TEAM STATISTICS

	NEB	ORE
FIRST DOWNS	19	22
RUSHES-YARDS (NET)	29-109	44-201
PASSING YDS (NET)	252	365
Passes Att-Comp-Int	41-19-4	33-25-1
TOTAL OFFENSE PLAYS-YARDS	70-361	77-566
Fumble Returns-Yards	0-0	0-0
Punt Returns-Yards	0-0	2-1
Kickoff Returns-Yards	1-11	2-28
Interception Returns-Yards	1-27	4-84
Punts (Number-Avg)	7-40.3	5-37.0
Fumbles-Lost	1-0	3-1
Penalties-Yards	3-25	12-103
Possession Time	29:22	30:38
Third-Down Conversions	2 of 14	7 of 14
Fourth-Down Conversions	2 of 2	0 of 1
Red-Zone Scores-Chances	3-3	5-6
Sacks By: Number-Yards	0-0	2-17

**RUSHING: ORE-** Royce Freeman 29-153; Justin Herbert 5-31; Tony Brooks-James 6-7; Charles Nelson 2-6; Kani Benoit 1-5; TEAM 1-minus-1. **Nebraska-** Tre Bryant 20-107; Mikale Wilbon 3-8; Tyjon Lindsey 2-5; Luke McNitt 1-2; Nick Gates 0-6; Tanner Lee 3-minus-19;

**PASSING: ORE-** Justin Herbert 25-33-1-365-3. **Nebraska-**Tanner Lee 19-41-4-252-3

**RECEIVING: ORE-**Charles Nelson 8-117; Dillon Mitchell 5-80; Johnny Johnson III 4-80; Brenden Schooler 3-41; Cam McCormick 1-22; Jacob Breeland 1-13; Royce Freeman 1-9; Tony Brooks-James 1-2; Kani Benoit 1-1. **Nebraska-**Stanley Morgan Jr. 7-103; De'Mornay Pierson-El 4-67; Tyjon Lindsey 3-12; Tyler Hoppes 2-37; JD Spielman 2-29; Mikale Wilbon 1-4.

**INTERCEPTIONS: ORE-**Tyree Robinson 1-35; Thomas Graham Jr. 2-28; Uguchukwu Amadi 1-21. **Nebraska-**Williams, Aaron 1-27

**FUMBLES: ORE-**Royce Freeman 1-1; Charles Nelson 1-0; Justin Herbert 1-0 **Nebraska-**Tanner Lee 1-0

**SACKS (Sacks-Yds): ORE-**Troy Dye 1-10; Jonah Moi 1-7. **Nebraska-**None

**TACKLE LEADER (UA-A): ORE-**Troy Dye 7-4. **Nebraska-**Aaron Williams 6-5

**Game 3 | Northern Illinois 21, Nebraska 17**

SCORE BY QUARTERS	1	2	3	4	FINAL
Northern Illinois	14	0	0	7	21
Nebraska	0	0	10	7	17

**Lincoln (Sept. 16)** -- Nebraska put up 171 more yards of total offense than Northern Illinois, but the Huskies used three interceptions, including a pair of first-quarter pick sixes, to defeat the Huskers, 21-17. The loss snapped Nebraska's eight-game home winning streak.

Nebraska quarterback Tanner Lee completed 25-of-47 passes for 299 yards on the day, but he threw a trio of interceptions and was sacked three times. After Nebraska drove quickly down the field on the opening drive, NIU's Shawun Lurry jumped a wide receiver screen and raced 87 yards for a touchdown to give the Huskies an early 7-0 lead. Later in the quarter, Jawuan Johnson picked off another Lee pass and scampered 25 yards to put NIU up 14-0.

While the offense was unable to get untracked, the Blackshirts played solid on defense to keep the Northern Illinois offense off the board in the first half. In fact, Nebraska out-yarded NIU, 201-88, in the half and ran 43 plays compared to just 25 for the Huskies.

The Huskers got on the scoreboard midway through the third quarter, as Lee scored on a four-yard run after Marquel Dismuke recovered a muffed NIU punt at the 2-yard line. Nebraska cut the margin to 14-10 with 15 seconds left in the third quarter on Drew Brown's 36-yard field goal to finish a 15-play, 71-yard drive. The Huskers then took their first lead of the day on Lee's one-yard touchdown run with 11:14 left in the game to cap a six-play, 63-yard march by the Big Red.

However, Nebraska's lead was short-lived, as Northern Illinois quarterback Daniel Santacaterina moved the Huskies 75 yards in just six plays to put NIU back in front 21-17 with 8:52 remaining.

Nebraska had two chances to answer down the stretch, the first drive ended with an incomplete pass on 4th-and-7 at the NIU 33 with 5:31 left. The Blackshirts got another stop with 3:09 left, but Lee was intercepted for the third time on 4th-and-14 from the Nebraska 16 with 1:36 left.

NU I-back Mikale Wilbon led the Nebraska backs with 90 yards on 24 carries. De'Mornay Pierson-El led Nebraska's receivers with 101 yards on a career-high eight receptions while Stanley Morgan Jr. added six catches for 94 yards to go over 1,000 yards receiving in his career.

Jordan Huff led the Northern Illinois running game with 105 yards and a touchdown on just 16 carries, while Santacaterina threw for 128 yards on 15-of-22 passing to improve to 2-0 as a starter for the Huskies this season.

**SCORING SUMMARY**

QTR	TIME	TEAM	SCORE
1st	11:24	NIU	Lurry 87 yd interception return (Hagan kick)
1st	01:13	NIU	Johnson 25 yd interception return (Hagan kick)
3rd	08:05	NEB	Lee 4 yd run (Brown kick)
3rd	00:15	NEB	Brown 36 yd field goal
4th	11:14	NEB	Lee 1 yd run (Brown kick)
4th	08:52	NIU	Huff 2 yd run (Hagan kick)

**TEAM STATISTICS**

	NIU	NEB
FIRST DOWNS	13	18
RUSHES-YARDS (NET)	31-85	36-85
PASSING YDS (NET)	128	299
Passes Att-Comp-Int	23-15-0	47-25-3
TOTAL OFFENSE PLAYS-YARDS	54-213	83-384
Fumble Returns-Yards	0-0	0-0
Punt Returns-Yards	2--10	5-13
Kickoff Returns-Yards	1-25	3-91
Interception Returns-Yards	3-121	0-0
Punts (Number-Avg)	8-46.4	6-47.3
Fumbles-Lost	3-1	2-0
Penalties-Yards	3-25	5-48
Possession Time	23:26	36:34
Third-Down Conversions	3 of 13	6 of 19
Fourth-Down Conversions	0 of 0	2 of 4
Red-Zone Scores-Chances	1-2	3-5
Sacks By: Number-Yards	3-24	2-14

**RUSHING:** NIU- Jordan Huff 16-105; Marcus Childers 2-10; Marcus Jones 1-3; Christian Blake 1-minus-1; Daniel Santacaterina 7-minus-9; Team 4-minus-23. **Nebraska**-Mikale Wilbon 24-90; Devine Ozigbo 2-8; Luke McNitt 1-4; JD Spielman 2-1; Tanner Lee 7-minus-18

**PASSING:** NIU- Daniel Santacaterina 15-22-0-128-0; Christian Blake 0-1-0-0-0. **Nebraska**- Tanner Lee 25-47-3-299-0

**RECEIVING:** NIU- Christian Blake 5-77; Jawuan Wesley 3-29; D.J. Brown 3-18; Spencer Tears 2-minus-3; Jordan Huff 1-6; Marcus Jones 1-1. **Nebraska**-De'Mornay Pierson-El 8-101; Stanley Morgan Jr. 6-94; JD Spielman 3-52; Mikale Wilbon 3-14; Tyjon Lindsey 2-18; Tyler Hoppes 2-17; Bryan Reimers 1-3

**INTERCEPTIONS:** NIU- Jawuan Johnson 1-25; Josh Corcoran 1-9; Shawun Lurry 1-87. **Nebraska**-None

**FUMBLES:** NIU- TEAM 1-0; Jalen Embry 1-1; Daniel Santacaterina 1-0. **Nebraska**-Mikale Wilbon 1-0; De'Mornay Pierson-El 1-0.

**SACKS (Sacks-Yds):** NIU- Sutton Smith 2-14; Ben Leroy 1-8. **Nebraska**- Luke Gifford 0.5-4; Carlos Davis 0.5-4; Khalil Davis 0.5-3; Alex Davis 0.5-3

**TACKLE LEADER (UA-A):** NIU-Bobby Jones 5-9. **Nebraska**-Luke Gifford 4-4

**Game 4 | Nebraska 27, Rutgers 17**

SCORE BY QUARTERS	1	2	3	4	FINAL
Rutgers	7	3	7	0	17
Nebraska	7	7	7	6	27

**Lincoln (Sept. 23)** -- Nebraska's defense produced another strong effort, while the offense used a powerful ground game fueled by Devine Ozigbo and Mikale Wilbon to claim a 27-17 win over Rutgers.

Nebraska dominated the second half on both sides of the ball, erasing a 17-14 deficit in the opening minutes of the second half following Kiy Hester's interception return for a TD off Tanner Lee.

Two drives later, Lee led the Huskers on a massive 17-play, 97-yard march that consumed 8:10 and culminated with his eight-yard touchdown strike to De'Mornay Pierson-El with 2:49 left in the third quarter.

While the Husker offense assumed control, the Blackshirts continued to show consistent improvement on defense. After allowing Rutgers to open the game 2-for-2 on third-down conversions on an 11-play, 75-yard drive that was capped by a Gus Edwards two-yard touchdown run, the Blackshirts forced the Scarlet Knights to go without a conversion on their next eight third-down attempts.

The Blackshirts also provided a big play of their own late in the third quarter with Antonio Reed's interception and 19-yard return. Nebraska converted the turnover into points five plays later on Drew Brown's 32-yard field goal with 14:10 left.

Then Ozigbo, who had two carries in NU's first three games, took over. The junior carried nine times for 42 yards on a game-clinching 12-play, 50-yard drive to set up Brown's 27-yard field goal.

Ozigbo finished the game with a career-high 24 carries for 101 yards, including 19 carries for 85 yards in the second half. Ozigbo and starter Mikale Wilbon led a Big Red rushing binge that racked up 197 yards on 47 carries against the Rutgers defense. Wilbon finished with 78 yards and a touchdown.

JD Spielman added a career-best five receptions for 46 yards and a score to lead Nebraska's air attack, as his 18-yard touchdown reception on a Lee pass with 6:52 left in the first quarter tied the game at 7-7. Pierson-El contributed three catches for 22 yards and a touchdown, which gave Nebraska the lead for good at 21-17 with 2:49 left in the third quarter. Pierson-El also gave Nebraska's its biggest play of the day with his 63-yard punt return midway through the second quarter to set up Wilbon's scoring run.

For the game, Nebraska finished with 306 yards of total offense on 73 plays while accumulating 35:21 of possession time. The Blackshirts held the Scarlet Knights to just 194 total yards on just 53 plays, including just 68 rushing yards on 24 carries.

**SCORING SUMMARY**

1st	10:28	RU	Edwards 2 yd run (Harte kick)
1st	06:52	NEB	Spielman 18 yd pass from Lee (Brown kick)
2nd	10:20	RU	Harte 33 yd field goal
2nd	04:48	NEB	Wilbon 4 yd run (Brown kick)
3rd	14:07	RU	Hester 33 yd interception return (Harte kick)
3rd	02:49	NEB	Pierson-El 8 yd pass from Lee (Brown kick)
4th	14:10	NEB	Brown 32 yd field goal
4th	05:59	NEB	Brown 27 yd field goal

**TEAM STATISTICS**

	RU	NEB
FIRST DOWNS	12	21
RUSHES-YARDS (NET)	24-68	47-197
PASSING YDS (NET)	126	109
Passes Att-Comp-Int	29-15-2	26-13-2
TOTAL OFFENSE PLAYS-YARDS	53-194	73-306
Fumble Returns-Yards	0-0	0-0
Punt Returns-Yards	0-0	3-56
Kickoff Returns-Yards	2-41	2-49
Interception Returns-Yards	2-33	2-16
Punts (Number-Avg)	6-45.7	5-38.8
Fumbles-Lost	1-0	1-0
Penalties-Yards	4-35	6-46
Possession Time	24:39	35:21
Third-Down Conversions	3 of 12	8 of 17
Fourth-Down Conversions	0 of 1	0 of 0
Red-Zone Scores-Chances	2-2	5-5
Sacks By: Number-Yards	0-0	0-0

**RUSHING:** RU-Gus Edwards 15-58; Robert Martin 5-14; Kyle Bolin 1-11; Jonathan Lewis 1-2; Raheem Blackshear 1-1; TEAM 1-minus-18. **Nebraska**-Devine Ozigbo 24-101; Mikale Wilbon 14-78; Jaylin Bradley 6-16; JD Spielman 1-6; TEAM 2-minus-4

**PASSING:** RU- Kyle Bolin 15-29-2-126-0. **Nebraska**-Tanner Lee 13-26-2-109-2

**RECEIVING:** RU-Dacoven Bailey 3-38; Hunter Hayek 3-32; Jerome Washington 3-27; Robert Martin 2-minus-5; Damon Mitchell 1-16; Nakia Griffin-Stewart 1-12; Jawuan Harris 1-4; Gus Edwards 1-2. **Nebraska**-JD Spielman 5-46; De'Mornay Pierson-El 3-22; Gabe Rahn 2-27; Tyler Hoppes 2-16; Mikale Wilbon 1-minus-2

**INTERCEPTIONS:** RU-Kiy Hester 1-33; Blessuan Austin 1-0; Dixon, D'Cota 1-5. **Nebraska**-Antonio Reed 1-19; Luke Gifford 1-minus-3

**FUMBLES:** RU-Team 1-0. **Nebraska**-Devine Ozigbo 1-0.

**SACKS (Sacks-Yds):** RU-None. **Nebraska**-None

**TACKLE LEADER (UA-A):** RU-Trevor Morris 4-9. **Nebraska**-Antonio Reed 4-2; Luke Gifford 3-3; Dedrick Young 3-3.