

N NEBRASKA FOOTBALL

5 NATIONAL CHAMPIONSHIPS • 46 CONFERENCE TITLES • 53 BOWL GAMES

N

NEBRASKA
CORNHUSKERS

- **Record:** 1-2 (0-0, Big Ten)
- **Last Game:** lost to N. Illinois, 21-17
- **Rankings:** Not ranked
- **Coach:** Mike Riley
- **At Nebraska:** 16-13 (3rd year)
- **Career:** 109-93 (17th year)
- **vs. Rutgers:** 1-0

GAME 4: NEBRASKA (1-2, 0-0) vs. RUTGERS (1-2, 0-0)

SEPT. 23, 2017 • 2:30 P.M. (CT)
LINCOLN, NEB. • MEMORIAL STADIUM
CAPACITY: 85,458 • SURFACE: FIELDTURF

ALL-TIME SERIES: NU, 3-0

R

RUTGERS
SCARLET KNIGHTS

- **Record:** 1-2 (0-1, Big Ten)
- **Last Game:** def. Morgan St., 65-0
- **Rankings:** not ranked
- **Coach:** Chris Ash
- **At Rutgers:** 3-12 (2nd year)
- **Career:** same
- **vs. Nebraska:** first meeting



BTN

Brandon Gaudin, Play-by-Play
Glen Mason, Analyst
Elise Menaker, Sidelines

3

Nebraska has won all three Big Ten openers when opening league play at Memorial Stadium. The Huskers have defeated Wisconsin in 2012 and Illinois (2013, 2014) in Big Ten openers in Lincoln.

18

Stanley Morgan Jr. has 18 receptions through three games this season. His 18 receptions are the most by a Husker through three games in school history.

150

In addition to Homecoming activities on Saturday, Nebraska Athletics will also honor the Nebraska 150 Celebration at Saturday's home game. Throughout 2017, Nebraska is celebrating the 150th anniversary of its statehood in 1867.

THE MATCHUP

Nebraska will play its third home game in four weeks on Saturday afternoon, as the Huskers welcome Rutgers to Memorial Stadium for the 2017 Homecoming contest. Game time in Lincoln is set for shortly after 2:30 p.m. CT, with national television coverage on BTN and radio coverage on the IMG Husker Sports Network.

The Huskers enter Saturday's contest with a 1-2 record following a 21-17 loss to Northern Illinois in Lincoln. The Husker defense held NIU in check throughout the game, but two costly interceptions for touchdowns spelled the difference in the setback.

The game against Rutgers marks the Huskers' 2017 Big Ten opener. A year ago, the Huskers posted a 6-3 conference record to finish in second place in the Big Ten West. Since joining the Big Ten in 2011, Nebraska has posted a 4-2 record in Big Ten Conference openers, including a win at Northwestern in last year's league opener.

Nebraska will also be looking to extend its success on Homecoming, which includes winning its past eight Homecoming contests.

Rutgers will come to Lincoln with a 1-2 record after a 65-0 victory over Morgan State on Saturday in Piscataway, N.J. The Scarlet Knights are in their second season under Head Coach Chris Ash, and have been strong on defense in 2017. Rutgers is allowing just 297.1 yards per game, including less than 100 rushing yards per contest.

NEBRASKA FOOTBALL TOP 10

- Nebraska is 890-374-40 all-time, one of only 10 schools with 800 wins.
- The Cornhuskers rank fourth all-time with their 890 victories.
- Nebraska has won five national titles (1970, 1971, 1994, 1995, 1997).
- The Huskers have won an NCAA record 46 conference championships.
- Nebraska's 53 all-time bowl appearances rank second in NCAA history.
- Three Huskers have won the Heisman Trophy (Rodgers, Rozier, Crouch).
- Nebraska's 107 football Academic All-Americans lead the nation.
- The Huskers have 110 first-team All-Americans in school history.
- Nebraska football is the only team in any sport in NCAA history to total 100 athletic and academic All-Americans.
- Memorial Stadium has been sold out every game since Nov. 3, 1962, a streak of 357 consecutive sellouts (including Rutgers).

N

HUSKER SPORTS

NATIONAL SIMULCASTS
• Sirius 135 • XM: 195

HUSKER RADIO

Greg Sharpe
Matt Davison
Ben McLaughlin

1 NEBRASKA 43
ARKANSAS STATE 36

Saturday, Sept. 2 • 7 p.m. (BTN)
Lincoln, Neb. • Memorial Stadium

2 OREGON 42
NEBRASKA 35

Saturday, Sept. 9 • 3:30 p.m. (FOX)
Eugene, Ore. • Autzen Stadium

3 NORTHERN ILLINOIS 21
NEBRASKA 17

Saturday, Sept. 16 • 11 a.m. (FS1)
Lincoln, Neb. • Memorial Stadium

4 RUTGERS 1-2
NEBRASKA 1-2

Saturday, Sept. 23 • 2:30 p.m. (BTN)
Lincoln, Neb. • Memorial Stadium

5 NEBRASKA 1-2
ILLINOIS 2-1

Friday, Sept. 29 • 7 p.m. (FS1)
Champaign, Ill. • Memorial Stadium

6 #9 WISCONSIN 3-0
NEBRASKA 1-2

Saturday, Oct. 7 • TBA (TBA)
Lincoln, Neb. • Memorial Stadium

7 #10 OHIO STATE 2-1
NEBRASKA 1-2

Saturday, Oct. 14 • TBA (TBA)
Lincoln, Neb. • Memorial Stadium

8 NEBRASKA 1-2
PURDUE 2-1

Saturday, Oct. 28 • TBA (TBA)
West Lafayette, Ind. • Ross-Ade Stadium

9 NEBRASKA 1-2
NORTHWESTERN 2-1

Saturday, Nov. 4 • TBA (TBA)
Lincoln, Neb. • Memorial Stadium

10 NEBRASKA 1-2
MINNESOTA 3-0

Saturday, Nov. 11 • TBA (TBA)
Minneapolis, Minn. • TCF Bank Stadium

11 NEBRASKA 1-2
#4 PENN STATE 3-0

Saturday, Nov. 18 • TBA (TBA)
University Park, Pa. • Beaver Stadium

12 IOWA 3-0
NEBRASKA 1-2

Friday, Nov. 24 • 3 p.m. (FS1)
Lincoln, Neb. • Memorial Stadium

13 BIG TEN CONFERENCE
CHAMPIONSHIP GAME

Saturday, Dec. 2 • 7 p.m. (FOX)
Indianapolis, Ind. • Lucas Oil Stadium

NEBRASKA COMMUNICATIONS

One Memorial Stadium
P.O. Box 880123
Lincoln, NE 68588-0123
(402) 472-2263
sportsinfo@huskers.com

Shipping Address: 600 Stadium Drive

FOOTBALL CONTACTS

Credential Requests..... Huskers.com/Media

Assistant A.D./Communications... Keith Mann

Phone.....402-472-0237

E-Mail.....kmann@huskers.com

Sr. Assoc. Comm. Director . Shamus McKnight

Phone.....402-472-7772

E-Mail.....smcknight@huskers.com

Associate Comm. DirectorMatt Smith

Phone.....402-472-7780

E-Mail.....msmith@huskers.com

Admin. Associate (Credentials) .. Vicki Capazo

Phone.....402-472-2263

E-Mail.....vcapazo@huskers.com

Huskers.com • @Huskers

GENERAL MEDIA POLICIES

All player and coach interviews must be arranged at least one day in advance through the Nebraska Communications Office. Contact Keith Mann, Shamus McKnight, Matt Smith or Erica Nett. All post-practice interviews will be conducted at the practice site. Interviews will not be conducted in the weight room, Student Life Complex, training room, hallways or the tunnel leading from the locker room to the field. The Nebraska locker room, training room and football office meeting rooms are **OFF-LIMITS** to the media. When arriving for post-practice interviews, media should wait in the Hawks Center lobby, or access Memorial Stadium through Gate 11 entrance if practice is in the stadium.

Requested players are available (depending on class schedules) at the Monday press conferences (11:30 a.m.-1 p.m.) and after practice on the field on Tuesday. Player cell phone numbers will **NOT** be given to the media.

Practices are **CLOSED** to the media and to the general public during the season. Media will be allowed to shoot photos/video at the start of practice on Tuesdays (app. 15 minutes). A Communications representative will be on hand during the open portion of practice.

After all games, Nebraska's locker room is closed. Head Coach Mike Riley, coordinators and requested players will be brought to the postgame interview room after a 10-minute cooling off period. At home, the postgame interview room is located in the strength complex of the Osborne Athletic Complex. Media are asked to wait to set up equipment until the conclusion of halftime. On the road, Coach Riley, assistant coaches and requested players will be brought to the designated interview area. Please note, **NO INTERVIEWS** will be conducted on the field as the players are returning to the locker room.

NEBRASKA MEDIA INFORMATION AND POLICIES**COACH AND PLAYER AVAILABILITY****MONDAY****Nebraska Weekly Press Conference**

Coach Riley will be available in the West Stadium Level 6 at Memorial Stadium at 11:30 a.m. CT. The press conference will be available free at Huskers.com. Players will follow Coach Riley at the press conference.

Following Monday practice, assistant coaches will be available on the practice field. No player interviews will be conducted following Monday practice.

TUESDAY**Big Ten Teleconference (Mike Riley - 11:24 a.m. CT)**

To participate on the teleconference, media members should call 1-866-392-7674. Contact the Big Ten Conference Office for the weekly passcode. The calls will be available for playback approximately two hours after each conference at www.bigten.org.

- 11:00 a.m. – Chris Ash, Rutgers
- 11:08 a.m. – Jim Harbaugh, Michigan
- 11:16 a.m. – Paul Chryst, Wisconsin
- **11:24 A.M. – MIKE RILEY, NEBRASKA**
- 11:32 a.m. – Mark Dantonio, Michigan State
- 11:40 a.m. – Kirk Ferentz, Iowa
- 11:48 a.m. – P.J. Fleck, Minnesota
- 11:56 a.m. – Pat Fitzgerald, Northwestern
- 12:04 p.m. – Lovie Smith, Illinois
- 12:12 p.m. – DJ Durkin, Maryland
- 12:20 p.m. – Jeff Brohm, Purdue
- 12:28 p.m. – James Franklin, Penn State
- 12:36 p.m. – Urban Meyer, Ohio State
- 12:44 p.m. – Tom Allen, Indiana

A group of players not at Monday's press conference and assistant coaches will be available on the field after practice.

WEDNESDAY

There will be no interviews following Wednesday practice.

THURSDAY

Coach Riley available after practice on field.

FRIDAY

No Media Availability.

RILEY PHONE INTERVIEWS

Media wishing to try to arrange a phone interview may contact Keith Mann for availability. Please contact the Communications Office as far in advance as possible.

STUDENT-ATHLETE PHONE INTERVIEWS

Out-of-town media requesting phone interviews with players should contact Keith Mann or Shamus McKnight with those requests, preferably on Sundays, but no later than 10 a.m. CT on Monday of game week. Other than rare exceptions, these interviews will take place only during the Monday press conference window or the Tuesday post-practice player availability.

S-A/COACH MUG SHOTS

Action photos and/or a flash drive of Nebraska mug shots may be obtained by calling or e-mailing the Nebraska Communications Office.

HUSKERS.COM

Huskers.com is the official site of Nebraska Athletics and includes updated stats, game notes, depth chart and extensive quotes and audio and video clips from Nebraska's Monday press conference, including Coach Riley and selected players in the afternoon.

CREDENTIALS

Media may make credential requests for home games on-line at Huskers.com/media. Follow the steps on the web site to complete the application. You will receive an e-mail confirming your application, and approval/denial e-mail. Contact Vicki Capazo at (402) 472-2263 with questions. Once again this season, photo ID will be required to gain access to the stadium on game day and the name on your photo ID and credential must match. Single-game credentials will not be mailed and must be picked up on game day at media will call.

TELECONFERENCE/SATELLITE FEED/FTP

For video of Nebraska's press conferences contact the Communications Office. All of Coach Riley's press conferences are available live on Huskers.com. Several players will follow Riley at the press conference.

MEDIA GUIDE AND SUPPLEMENT ON-LINE

PDF versions of the 2017 Nebraska media guide and media supplement are available on Huskers.com. Please go to the "Football" page, on the right menu, click on "2017 Media Guide" and proceed.

BANK OF THE WEST NEBRASKA FOOTBALL SHOW "DAY BY DAY"

The Nebraska Football television show will air on several affiliates throughout the 2017 season. The stations and times are as follows:

- KOLN/KGIN-Lincoln (Sunday, 10:35 p.m.)
- KNPL-North Platte (Sunday, 10:35 p.m.)
- KMTV-Omaha (Sunday, 11 p.m.)
- Fox Sports Midwest-Monday, 1 p.m.

The N-Side Nebraska show will follow the half-hour football show and feature all 24 of Nebraska's sports, including football during the fall.

IMG HUSKER SPORTS RADIO NETWORK

The Husker IMG Sports Network will continue the strong tradition of broadcasting excellence in 2017, as it brings NU football to fans across the nation and the world.

In the state of Nebraska, KXSP (590 AM and KEZO (92.3 FM) serve as the Omaha affiliates. KLIN (1400 AM) along with KFGE (98.1 FM) remain the Lincoln affiliates, while KRVN (880 AM) is a powerful central Nebraska affiliate that reaches around the state. All radio broadcasts are available live on Huskers.com, the Official Husker App, TuneIn.com, the TuneIn Radio App and SiriusXM Satellite Radio.

2017 NEBRASKA STATIONS

- Ainsworth: 1400 AM
- Alliance: 1400 AM
- Beatrice: 1450 AM
- Broken Bow: 95.3 FM
- Chadron: 610 AM
- Columbus: 900 AM/101.1 FM
- Cozad: 1580 AM
- Fairbury: 1310 AM/99.5 FM
- Falls City: 1230 AM
- Fremont: 105.5 FM
- Grand Island: 1430 AM/97.3 FM
- Hastings: 1230 AM/94.5 FM
- Holdrege: 1380 AM/97.7 FM
- Imperial: 102.9 FM
- Kearney: 1340/105.9
- Lexington: 880 AM
- Lincoln: 1400 AM/98.1 FM
- McCook: 93.9/102.1 FM
- Neb. City: 1600 AM/103.1 FM
- Norfolk: 94.7 FM
- North Platte: 1240 AM/103.5 FM
- Ogallala: 93.5 FM
- Omaha: 590 AM/92.3 FM
- Scottsbluff: 960 AM/94.1 FM
- Sidney: 1340 AM/98.7 FM
- Superior: 1600 AM/103.9 FM
- Valentine: 940 AM
- West Point: 840/98.3 AM
- York: 1370 AM

WEEKLY MEDIA CALENDAR: NEBRASKA VS. RUTGERS (SEPT. 18-23)

MONDAY, SEPT. 18	TUESDAY, SEPT. 19	WEDNESDAY, SEPT. 20	THURSDAY, SEPT. 21	FRIDAY, SEPT. 22	SATURDAY, SEPT. 23
PRESS CONFERENCE 11 a.m. - Lunch 11:30 a.m. - Mike Riley <i>Student-Athletes to follow</i>	BIG TEN CONF. CALL 11 a.m. - Call begins 11:24 a.m. - Mike Riley <i>Details: Contact Big Ten</i>		NEBRASKA FOOTBALL RADIO HOUR (HSN) 7 p.m. - Trent Bray		GAME DAY Nebraska vs. Rutgers 2:30 P.M. CT (BTN)
PRACTICE 5:45 - 7 p.m. <i>Available after practice:</i> • Offensive assistant coaches	PRACTICE 4 - 6 p.m. <i>Available after practice:</i> • Defensive assistant coaches • Requested S-A	PRACTICE 4-6 p.m. <i>No Media Access</i>	PRACTICE 3:45 - 5:20 p.m. <i>Available after practice:</i> • Mike Riley	PRACTICE Walk-thru at Memorial Stadium NO MEDIA ACCESS	POST-GAME Post-game interview area <i>Available after game:</i> • Mike Riley • Coordinators • Requested players

NEBRASKA, RUTGERS TO MEET FOR FOURTH TIME OVERALL

The matchup on Saturday afternoon between Nebraska and Rutgers is the fourth all-time between the schools and the third as Big Ten Conference members.

Rutgers made a trip to Lincoln in 2014, before Nebraska won a game in New Jersey in 2015. The first meeting between the teams was played at the New York Polo Grounds in 1920.

NEBRASKA-RUTGERS SERIES

Date	Site	Rank		Result	Score
		NU/RU			
11/2/1920	NYC*	/	W		28-0
10/25/2014	Lincoln	16/	W		42-24
11/14/2015	Piscataway	/	W		31-14

* New York Polo Grounds

HUSKERS READY TO OPEN BIG TEN CONFERENCE ACTION

Nebraska will begin the Big Ten portion of its 2017 schedule against Rutgers on Saturday. The game marks the start of the Huskers' seventh season of Big Ten competition.

- The Huskers are 4-2 in Big Ten openers since joining the league in 2011.

NEBRASKA BIG TEN OPENERS

Date	Opponent	Result
10-1-11	at Wisconsin	L, 48-17
10-29-12	Wisconsin	W, 30-27
10-5-13	Illinois	W, 39-19
9-27-14	Illinois	W, 45-14
10-3-15	at Illinois	L, 14-13
9-24-16	at Northwestern	W, 24-13

- Rutgers is the fourth different school Nebraska has faced in a Big Ten opener. This marks the first time Nebraska has opened league play against an East Division opponent since the league switched to an East-West format in 2014.
- Nebraska has won 38 of its past 42 conference openers overall, with three of those losses against top-20 teams.
- Overall, Nebraska is 90-21-2 all-time in conference openers (.805 winning percentage).
- Nebraska is 17-7 overall in Big Ten home games since joining the conference.

NU LOOKS FOR HOMECOMING SUCCESS VS. SCARLET KNIGHTS

Nebraska will play host to Rutgers on Saturday in the annual Homecoming game in Lincoln. The game will be Nebraska's 107th Homecoming game. The Huskers boast an all-time record of 80-22-4 (.774 winning percentage) in Homecoming games.

Nebraska has won its past eight Homecoming games, including a 5-0 record against Big Ten opponents on Homecoming. Nebraska also won 36 straight Homecoming games from 1969 to 2004.

RILEY IN THIRD SEASON AT HELM OF HUSKER PROGRAM

Head Coach Mike Riley is in his third season as the Nebraska head coach in 2017. Riley has guided the Huskers to a 16-13 record.

- Riley is in his 26th season as a head coach, tying for the second-most experience of any FBS head coach entering the 2017 season.
- Riley is one of eight active FBS head coaches who also has experience as an NFL head coach.
- Riley owns 16 victories over nationally ranked opponents during his college head coaching tenure.

DIACO LEADING NEW-LOOK BLACKSHIRT DEFENSE

Nebraska has three new faces on its defensive staff in 2017. The group is led by new defensive coordinator Bob Diaco, while Donté Williams coaches the Husker cornerbacks and Scott Booker tutors the NU safeties.

- Diaco was the winner of the 2012 Broyles Award as the nation's best assistant coach, while at Notre Dame. He is regarded as one of the top defensive minds in college football and has a proven track record of success at the highest level. Diaco came to Nebraska after three seasons as the head coach at the University of Connecticut. Diaco has roots in the Big Ten, twice earning All-Big Ten honors as a linebacker at Iowa in the mid-1990s.
- Williams joined the Nebraska staff last December prior to the Music City Bowl and worked with the secondary during bowl preparation. Williams spent the 2016 season at Arizona, helping compile the Wildcats' top recruiting class in recent years. He previously coached the secondary at San Jose State, where the Spartans ranked among the nation's best against the pass under Williams' direction.
- Booker brings 10 years of full-time FBS coaching experience to the Nebraska sideline, including five seasons on the Notre Dame coaching staff. Before being elevated to safeties coach in June, Booker served as a special teams consultant with the Huskers. In addition to his duties with the safeties, Booker serves as Nebraska's special teams coordinator in 2017.



BIG TEN STANDINGS

WEST DIVISION

Place	Team	Overall	Big Ten
1.	Iowa	3-0	0-0
	Minnesota	3-0	0-0
	Wisconsin	3-0	0-0
4.	Illinois	2-1	0-0
	Northwestern	2-1	0-0
	Purdue	2-1	0-0
7.	Nebraska	1-2	0-0

EAST DIVISION

Place	Team	Overall	Big Ten
1.	Michigan	3-0	0-0
	Penn State	3-0	0-0
3.	Maryland	2-0	0-0
	Michigan State	2-0	0-0
5.	Ohio State	2-1	1-0
6.	Indiana	1-1	0-1
7.	Rutgers	1-2	0-0

BIG TEN CONFERENCE PLAYER OF THE WEEK NOMINEES

Game	Offense	Defense	Sp. Teams	Frosh
ASU	Bryant		Spielman	Spielman
ORE	Morgan	Williams		

NIU

RU

ILL

WIS

OSU

PUR

NU

MINN

PSU

IOWA

Bold indicates winner

2017 HUSKER HONORS

Drew Brown, Sr., PK

- Lou Groza Award Watch List (1 of 30)
- Wuerffel Trophy Watch List (1 of 109)
- Senior Bowl Watch List

Nick Gates, Jr., OT

- Outland Trophy Watch List (1 of 81)

Chris Jones, Sr., DB

- Thorpe Award Watch List (1 of 45)

Joshua Kalu, Sr., DB

- Lott IMPACT Award Watch List
- Senior Bowl Watch List

David Knevel, Sr., OT

- Senior Bowl Watch List

Tanner Lee, Jr., QB

- Johnny Unitas Award Watch List

De'Mornay Pierson-El, Sr., WR/PR

- Paul Hornung Award Watch List (1 of 46)

Chris Weber, Sr., LB

- AFC Good Works Team Nominee (1 of 146)

LAST TIME OUT**N. ILLINOIS 21, NEBRASKA 17**

Team Stats	NIU	NU
First Downs	13	18
Rushes-Yards	31-85	36-85
Passes	15-23-0	25-47-3
Passing Yards	128	299
Total Offense	213	384
3rd Downs	3-of-13	6-of-19
Turnovers	1	3
Penalties	3-25	5-48
Time of Possession	23:26	36:34

NU Rushing Leader

Mikale Wilbon—24 carries, 90 yards

NU Passing Leader

Tanner Lee—25-47-3, 299 yards

NU Receiving Leaders

De'Mornay Pierson-El—8 catches, 101 yards

Stanley Morgan Jr.—6 catches, 94 yards

NU Defensive Leaders

Luke Gifford—4 UT, 4 AT, 8 TT, 0.5 sack, TFL

Antonio Reed—3 UT, 2 AT, 5 TT, TFL

Carlos Davis—5 AT, 0.5 sack, TFL

Khalil Davis—3 TT, 0.5 sack, 2 TFL, FC, PBU

NU Special Teams Leader

Caleb Lightbourn—6 punts, 47.3 yard average

NOTING GAME 3

- **Stanley Morgan Jr.** had six catches for 94 yards in the game to push his career receiving yardage total to more than 1,000 yards. He is the 25th Husker with more than 1,000 career receiving yards.
- **De'Mornay Pierson-El** tied his career high with eight receptions, and his 101 receiving yards were just one shy of his career best of 102 yards vs. USC in the 2014 Holiday Bowl.
- Place-kicker **Drew Brown** connected on his 50th career field goal in the game. He also became the sixth Husker with more than 300 career points.
- The Nebraska defense limited Northern Illinois to just 213 total yards. The total is the lowest by a Nebraska defense in three seasons under Mike Riley and the lowest total since NU allowed just 200 yards in the 2014 season opener.
- Junior running back **Mikale Wilbon** made his first career start and rushed 24 times for 90 yards, both career bests.
- Punter **Caleb Lightbourn** had six punts for an average of 47.3 yards per boot, a career best average for Lightbourn. He had four punts of at least 50 yards.
- Quarterback **Tanner Lee** rushed for a pair of touchdowns in the second half. The touchdown runs were the first of Lee's collegiate career.
- Northern Illinois returned two passes for interceptions, tying a Nebraska opponent record. Ohio State (2016) and Colorado (1967) also returned two NU interceptions for touchdowns.

VETERANS LEADING 2017 HUSKERS

The 2017 version of Nebraska football features several players with extensive starting experience. Five players have at least 20 career starts at Nebraska, led by place-kicker Drew Brown.

Overall, Nebraska has 16 players with at least 10 collegiate starts, including quarterback Tanner Lee, who made 19 starts at Tulane and has started two games with the Huskers. Senior cornerback Chris Jones who has made 20 career starts is currently sidelined by a knee injury, and his status for the 2017 season is unclear.

MOST EXPERIENCED HUSKER STARTERS

Player, Pos.	Career Starts
Drew Brown, PK	42
Joshua Kalu, S	30
Nick Gates, OT	26
Dedrick Young II, LB	23
Tanner Lee, QB*	22
Freedom Akinmoladun, DE	20
Chris Jones, CB	20

*-19 starts at Tulane, 2014-15

WILBON, SPIELMAN JOINS FIRST-TIME STARTERS FOR 2017 HUSKERS

Junior I-Back Mikale Wilbon and redshirt freshman receiver JD Spielman made their first career starts on Saturday against Northern Illinois. Wilbon and Spielman were the seventh Husker to earn their first career starts in 2017.

The previous week at Oregon, redshirt freshman offensive tackle Matt Farniok stepped in on the right side in place of an injured David Knevel. Farniok again started against NIU as Knevel remained on the sidelines.

In the season opener against Arkansas State, six Huskers made their first career starts at Nebraska. Five of those players were making their first college starts in addition to Tanner Lee making his first start in Lincoln.

FIRST-TIME STARTERS IN 2017

- Tyler Hoppes, TE (3)
- Connor Ketter, TE (3)
- Luke Gifford, LB (3)
- Eric Lee Jr., CB (3)
- Tre Bryant, IB (2)
- Matt Farniok, RFr., OT (2)
- Mikale Wilbon, Jr., IB (1)
- JD Spielman, RFr., WR (1)

YOUTH DOMINATES NU ROSTER

While Nebraska features a modest number of first-time starters, the 2017 Husker roster is youthful.

Nearly two-thirds of the squad is comprised of underclassmen, as 81 of the Huskers' 129 players are either freshmen or sophomores.

At quarterback, Nebraska boasts one true freshman, one redshirt freshman, one sophomore and one junior. Tanner Lee is the only member of the group who has seen action at the FBS level, but he had not played a game since 2015 before taking over the starting quarterback job in 2017.

UNDERCLASSMEN BY POSITION GROUP

Group	Underclassmen	Total
Quarterbacks	3	4
Linebackers	16	22
Offensive Line	14	20
Tight Ends	6	9
Wide Receivers	10	16
Running Backs	6	12
Defensive Line	8	16

HUSKERS STRIVING FOR BALANCED OFFENSIVE ATTACK

The Nebraska offense will continue to strive for a balanced attack in 2017. The Huskers got off to a good start in that area in the season-opening win over Arkansas State, but have not been as strong in the run game the past two weeks.

The Huskers rushed for 225 yards against the Red Wolves, while passing for 238 yards. It marked the first time NU had topped 200 yards in both rushing and passing since accomplishing that feat in three straight wins against Oregon, Northwestern and Illinois in 2016.

- The Huskers showed the ability to feature explosive plays on offense. NU had a pair of runs of better than 20 yards, and had three pass plays of at least 25 yards. The Huskers backed that up with one 20-yard rush at Oregon and six pass plays of at least 20 yards.
- Running back Tre Bryant rolled up 192 rushing yards, while receiver Stanley Morgan Jr. had 102 receiving yards vs. Arkansas State. It marked the first time Nebraska has had a 100-yard rusher and receiver in the same game since a 2014 victory over Illinois when Ameer Abdullah ran for 208 yards and Kenny Bell had 105 receiving yards.
- Bryant and Morgan duplicated the feat at Oregon, with Bryant rushing for 107 yards and Morgan posting 103 receiving yards. This marked the first time Nebraska has had consecutive games with a 100-yard rusher and a 100-yard receiver since 1983. Heisman Trophy winner Mike Rozier and No. 1 NFL Draft pick Irving Fryar accomplished the feat against Minnesota and UCLA.

BRYANT LOOKS TO RETURN TO CARRY HUSKER RUN GAME

Sophomore I-back Tre Bryant earned the starting job with a strong preseason practice effort. The 5-11, 200-pound Bryant showed through two games when he sits atop the depth chart.

Bryant was strong in games against Arkansas State and Oregon, topping the century mark in both contests. However, he missed the Northern Illinois contest with a knee injury, but hopes to return soon.

Bryant carried 31 times for 192 yards and a touchdown in the season opener. It marked the most rushing yards for a Husker in 25 games, dating back to Terrell Newby's 198 yards against South Alabama in 2015. Bryant responded with 20 carries for 107 yards and a touchdown at Oregon before leaving with an injury.

- Bryant's 31 carries against Arkansas State were the most by a Husker since Ameer Abdullah carried 35 times for 229 yards against Miami in September of 2014.
- Bryant's previous career highs were 13 carries for 56 yards against Maryland last season. Bryant reached those totals before halftime against Arkansas State with 13 carries for 78 yards before intermission.
- With his second straight 100-yard rushing day at Oregon, Bryant was the first Husker to post back-to-back 100-yard rushing games to start the season since Ameer Abdullah in 2013.
- Bryant's 299 rushing yards through two games was the best by a Husker since Taylor Martinez rushed for 301 yards in the first two games in 2011. Bryant's total was the most by a Husker running back since Marlon Lucky rushed for 323 yards in the first two games of the 2007 season.
- Bryant has posted the three longest runs of his career over the first two games. He had runs of 24 and 35 yards against Arkansas State and had a 25-yard rush at Oregon.
- Bryant has been impressive on first down through two games. He is averaging 6.5 yards per carry on 36 first-down rushes. Bryant has two touchdowns and eight runs for a first down on his 36 first-down carries.
- Bryant would top the Big Ten in rushing average at 149.5 yards per game if he qualified by playing 75 percent of games. His 192-yard effort against Arkansas State is the 13th-best rushing outing of the 2017 season in the FBS ranks.

VETERAN RECEIVING DUO LEADING PASSING ATTACK

Nebraska has the luxury of two veteran and proven pass catchers to lead the receiving corps. Senior De'Mornay Pierson-El and junior Stanley Morgan Jr. Both have extensive playing experience and are off to strong starts in 2017. Morgan has 18 receptions for 299 yards, while Pierson-El has caught 14 passes for 188 yards.

The duo leads a receiving corps that also features a pair of explosive newcomers in redshirt freshman JD Spielman and true freshman Tyjon Lindsey.

- The 299 receiving yards by Morgan through two games is the second-most in NU history through the season's first three contests. Morgan's 18 catches through three games is the most in school history.

MOST CATCHES, FIRST 3 GAMES NEBRASKA HISTORY

Rk.	Player	Yards
1.	Stanley Morgan Jr., 2017	18
2.	Matt Herian, 2004	17
3.	Kenny Bell, 2013	16
4.	Irving Fryar, 1982	15
5.	Jordan Westerkamp, 2015	15

MOST RECEIVING YARDS, FIRST 3 GAMES NEBRASKA HISTORY

Rk.	Player	Yards
1.	Irving Fryar, 1983	315
2.	Stanley Morgan Jr., 2017	299
3.	Jordan Westerkamp, 2014	271
4.	Irving Fryar, 1982	258
5.	Alonzo Moore, 2016	238

- Morgan opened the 2017 season with a pair of 100-yard receiving games. He is the first player in Nebraska history to have 100 receiving yards in each of the first two games. Morgan fell just shy of tying a school record with three straight 100-yard receiving games when he had six catches for 94 yards against Northern Illinois.
- The Nebraska season record for 100-yard receiving games is four by six Huskers, most recently Jordan Westerkamp in 2015.
- Morgan had seven catches for 103 yards and two touchdowns at Oregon, setting career highs in all three categories. His seven catches bettered five-reception efforts on two previous occasions. His 103 yards were one yard better than his 102 yards in the season opener.
- Morgan had touchdown catches of 28 and 18 yards at Oregon, marking his first career multiple-TD game.
- Morgan surpassed the 1,000-yard career receiving mark with his effort against Northern Illinois. Morgan is the 25th Husker to surpass 1,000 career receiving yards, and ranks 24th in NU history with 1,056 career yards.
- Morgan was Nebraska's second-leading receiver last season with 33 catches for 453 yards and a pair of touchdowns.
- Pierson-El earned All-America honors as a punt returner in 2014 and has continued to grow as a receiver. He had a 12-yard touchdown against Arkansas State in the opener and had four catches for 67 yards and a touchdown at Oregon. He tied his career high with eight receptions against Northern Illinois, while his 101 receiving yards, was just one shy of his career best.
- Pierson-El is poised to quickly join Morgan in the 1,000-yard club. Pierson-El has 69 receptions for 874 yards in his NU career.
- Pierson-El is a versatile performer who is an electrifying punt returner and is used in the NU run game. Against Arkansas State, he rushed two times for 23 yards and narrowly missed a 71-yard touchdown run as he just stepped out of bounds.

CAREER RECEIVING YARDS

Rk.	Player	Yards
1.	Kenny Bell	2,689
2.	Johnny Rodgers	2,479
--		
13.	Matt Herian	1,243
14.	Irving Fryar	1,196
15.	Guy Ingles	1,157
16.	Tracey Wistrom	1,150
17.	Todd Brown	1,092
18.	Tim Smith	1,089
19.	Bobby Thomas	1,083
	Jon Bostick	1,083
21.	Mike McNeill	1,072
22.	Kyler Reed	1,063
23.	Chuck Malito	1,057
24.	Stanley Morgan Jr.	1,054
25.	Junior Miller	1,045
26.	Alonzo Moore	981
--		
	De'Mornay Pierson-El	874

OFFENSE GAME-BY-GAME

RUSHING

Game	Att.	Yds.	TD	Long
ASU	38	225	2	35
ORE	29	109	2	25
NIU	36	85	2	25
RU				
ILL				
WIS				
OSU				
PUR				
NW				
MINN				
PSU				
IOWA				

PASSING

Game	Passes	Yds.	TD	Long	Sacks
ASU	19-32-0	238	2	44	1-7
ORE	19-41-4	252	3	35	3-13
NIU	25-47-3	299	0	36	3-24
RU					
ILL					
WIS					
OSU					
PUR					
NW					
MINN					
PSU					
IOWA					

DEFENSE GAME-BY-GAME

RUSHING DEFENSE

Game	Att.	Yds.	TD	Long
ASU	21	82	0	14
ORE	44	201	3	28
NIU	31	85	1	19
RU				
ILL				
WIS				
OSU				
PUR				
NW				
MINN				
PSU				
IOWA				

PASSING DEFENSE

Game	Passes	Yds.	TD	Long	Sacks
ASU	46-68-2	415	3	38	1-5
ORE	25-33-1	365	3	51	0-0
NIU	15-23-0	128	0	47	2-14
RU					
ILL					
WIS					
OSU					
PUR					
NW					
MINN					
PSU					
IOWA					

SACKS/TFL

Game	Sacks	Yds.	TFL	Yards
ASU	1	5	2	6
ORE	0	0	2	11
NIU	2	14	xx	30
RU				
ILL				
WIS				
OSU				
PUR				
NW				
MINN				
PSU				
IOWA				

NEBRASKA UNDER RILEY

Overall	16-13
vs. AP Ranked Teams	2-3
vs. AP Top 10 Teams	1-2
vs. Unranked Teams	14-10
vs. Big Ten Teams	9-8
Home	11-5
Road	4-7
Neutral	1-1
In August	0-0
In September	7-4
In October	4-5
In November	4-3
In December	1-1
In January	0-0
When Rushing for 200 or more yards	9-0
When Rushing for 300 or more yards	2-0
When Passing for 200 or more yards	13-8
When Passing for 300 or more yards	4-3
When NU player rushes for 100 yards	7-1
When NU has two 100-yard rushers	0-0
When NU player has 100 yards receiving	4-4
When Opponent has 100 Yd. Rusher	2-9
When Scoring 35 or More Points	9-2
When Holding Opponent to 10 Pts. or less	3-0
When forcing three or more turnovers	3-0
When Nebraska scores first	12-4
When Nebraska leads at halftime	10-2
When Nebraska trails at halftime	5-11
When Nebraska is tied at halftime	1-0
Games decided by 11 points or more	9-3
Games decided by 10 or less	6-10
Games decided by 7 or less	5-8
Games decided by 3 or less	2-4
Overtime games	0-2

**2017 TEAM GAME-BY-GAME
TURNOVER MARGIN**

Game	Turnovers			Takeaways			+/-
	Fumb.	INT	Total	Fumb.	INT	Total	
ASU	0	0	0	0	2	2	+2
ORE	0	4	4	1	1	2	-2
NIU	0	3	3	1	0	0	-2
RUT							
ILL							
WIS							
OSU							
PUR							
NW							
MINN							
PSU							
IOWA							

PENALTIES

Game	NU		Opponent	
	Pen.	Yds.	Pen.	Yds.
ASU	8	75	9	63
ORE	3	25	12	103
NIU	5	48	3	25
RUT				
ILL				
WIS				
OSU				
PUR				
NW				
MINN				
PSU				
IOWA				

**LEE BRINGS PASSING TALENT
TO NEBRASKA OFFENSE**

Quarterback Tanner Lee has posted three consecutive 200-yard passing games to begin his Nebraska career.

The 6-4, 220-pound Lee became just the third opening-day starting quarterback for the Huskers since 2010, joining Taylor Martinez and Tommy Armstrong Jr.

Lee threw for a Nebraska-best 299 yards against Northern Illinois, and also ran for two touchdowns against the Huskies. He had thrown for 252 yards and three touchdowns a week earlier at Oregon.

- Lee is the first Nebraska quarterback to throw for 200 yards in their first three Nebraska starts since Joe Ganz did so in his first five starts spanning the 2007 and 2008 seasons.
- The 238 passing yards by Lee vs. ASU were the third-most by an NU quarterback in their starting debut. The yardage total trailed only Ryker Fyfe (407 yards at Purdue, 2015) and Joe Ganz (405 yards at Kansas, 2007). Lee's 238 yards were the most passing yards by a first-time starter in a Husker win.
- Lee has made 22 collegiate starts, including 19 as the starting quarterback at Tulane in 2014 and 2015.

**GATES CONTINUES TO HOLD
DOWN LEFT SIDE OF O-LINE**

Junior Nick Gates is the most game-tested of a veteran Nebraska offensive line. The five regular starters on the offensive front all had at least four career starts entering the 2017 season and all five are in at least their fourth year in the program.

- Gates leads the way with 26 career starts, all at left tackle. His 26 starts are the most of any offensive player.
- Gates has started 20 consecutive games at left tackle. The streak is the longest by a Husker at the position since Mike Smith also started 20 straight games at left tackle in 2008 and 2009.

**RUSHING BATTLE OFTEN HOLDS
THE KEY TO SUCCESS**

The first three games of 2017 have continued a tell-tale statistic for Nebraska in the running game. Nebraska rushed for 225 yards, while holding Arkansas State to 82 yards on the ground in a 43-36 victory in the season opener.

In a 42-35 loss at Oregon, Nebraska rushed for 109 yards, while the Ducks gained 201 yards on the ground. NU picked up just 85 rushing yards in a loss to Northern Illinois on Saturday in Lincoln.

- Nebraska is now 15-3 under Head Coach Mike Riley when out-rushing the opposition, and has won 13 straight games when having an advantage in that category. The Huskers were 8-0 when holding the rushing advantage in 2016.

- In three seasons under Coach Riley, Nebraska is 9-0 when rushing for 200 yards or more, including 4-0 records in both 2015 and 2016.
- Stopping the run also keyed Nebraska victories in 2016. The Blackshirts held five opponents to 88 or fewer rushing yards last season, winning each of those five contests. NU opened by limiting Arkansas State to 82 yards on the ground. The Huskers did hold NIU to just 85 rushing yards despite losing in Lincoln.

**HUSKER DEFENSE MAKES
BIG STRIDES AGAINST NIU**

The Nebraska defense has been strong since halftime of week two at Oregon. Since that time, Nebraska's defense has allowed just one touchdown and seven points in six quarters.

The Huskers held Oregon scoreless in the second half in Eugene, and kept the Northern Illinois offense off the scoreboard for the first three quarters.

- The Husker defense allowed just 273 total yards in five quarters including the second half at Oregon and the first three quarters against Northern Illinois.
- In the same stretch, the Blackshirts forced eight three-and-out possessions, and allowed a total of 13 first downs.
- Northern Illinois finished the game in Lincoln with 213 total yards. That marked the lowest offensive output against Nebraska under Mike Riley and the fewest yards by an opponent since the Huskers allowed 200 yards to Florida Atlantic in the 2014 season opener.

**INJURY-RIDDLED SECONDARY
LED BY SENIOR JOSHUA KALU**

The Nebraska secondary suffered a significant loss this summer when senior cornerback Chris Jones went down with a knee injury. The timetable for his return remains uncertain.

The loss of Jones came on the heels of losing sophomore safety JoJo Domann during spring practice. Domann was pushing for significant playing time after seeing action as a true freshman.

The latest injury issue for Nebraska is to senior safety Joshua Kalu, who suffered a hamstring injury at Oregon. Kalu missed the Northern Illinois game with the injury and his timetable to return is uncertain.

Kalu had started all 28 games over the past two-plus seasons before his injury. After lining up at cornerback in his first three seasons, Kalu moved to safety this spring.

One of five team captains, Kalu remains in position to leave his mark in the Husker record book.

- Kalu opened the season with six tackles, an interception and a pass breakup against Arkansas State. The interception was the sixth of his career and gave him at least one interception in each of his four seasons as a Husker.

- Kalu is one of only five players at Nebraska to record at least one interception in four consecutive seasons. The other players to have at least one interception in four straight seasons since World War II are Mike Brown (1996-99), Ralph Brown (1996-99), Tyrone Byrd (1989-92) and Tom Novak (1946-49).

- Kalu has 175 career tackles and is in line to become just the sixth Husker defensive back to post 200 career tackles. Had he remained at cornerback, Kalu would likely have shattered the NU cornerback record of 192 career tackles.

DEFENSIVE BACK CAREER TACKLES

Rk.	Player	Tackles
1.	Mike Brown	287
2.	Nathan Gerry	273
3.	Daniel Bullocks	226
4.	Larry Asante	224
5.	Tyrone Byrd	209
6.	Reggie Cooper	195
7.	Keyuo Craver	192
8.	Corey Cooper	190
9.	Steve Carmer	182
10.	Daimion Stafford	175
	Joshua Kalu	175

Junior Aaron Williams has been a stalwart in the secondary early in the season. Against Oregon, he posted a career-high 12 tackles and was part of two second-half takeaways. He registered his fourth career interception in the third quarter, before recovering a fumble in the fourth quarter. He leads the team with 23 tackles this season.

YOUNG, WEBER TO ANCHOR LINEBACKING CORPS

Junior Dedrick Young II and senior Chris Weber serve as the anchors of Nebraska's linebacking corps in 2017. Young played on the outside the past two seasons, but has moved inside this fall to give NU a veteran tandem on the inside as the Huskers transition from a 4-3 defensive scheme to a 3-4 attack.

Young totaled 121 tackles in his first two seasons. He ranks second among all 2017 Huskers in career tackles despite his junior status. He was only the third Husker to record 100 tackles prior to his junior season. Young has 16 tackles this season and had his second career sack in the season opener against Arkansas State.

MOST TACKLES BY A HUSKER ENTERING HIS JUNIOR SEASON

Player, Years	Pos.	Tackles
Barrett Ruud, 2000-03	LB	140
Dedrick Young II, 2015-pres.	LB	121
Nathan Gerry, 2013-16	S	120

Weber is one five team captains for the 2017 season. Weber made 10 tackles at Oregon, marking his fourth career double-figure tackle game despite making just seven career starts. He has 19 total tackles on the season.

SENIOR KICKER DREW BROWN CONTINUES FAMILY TRADITION

Place-kicker Drew Brown is in his final season with the Huskers after three solid seasons as a starter. One of the nation's top kickers since 2014, Brown earned honorable-mention All-Big Ten recognition in 2016 and was a second-team all-conference pick in 2015. Brown will be a leading contender for the Lou Groza Award and other conference and national honors in 2017.

Brown made field goals of 21 and 41 yards in the season opener. He has made 3-of-4 field goals this season and is a perfect 12-of-12 on extra-point attempts.

Brown connected on 12-of-14 field goals in 2016, including 9-of-10 over the final six games. Brown had a streak of 13 straight made field goals prior to a miss against Illinois. The 13 straight field goals marked the third-longest streak in Nebraska history.

- Brown made his 50th career field goal against Northern Illinois to rank third in school history. He is seven field goals behind his brother, Kris, for second on the NU career field goals list and trails career record holder Alex Henery by 18 field goals.

- Brown has 303 career points to rank sixth in NU history. He is on pace to finish third in school history in scoring and could challenge his older brother for second place on the scoring list at 388 points. Alex Henery holds the school record with 397 career points.

- Brown's 303 career points are sixth among active Football Bowl Subdivision Players.

- Brown connected on a career-long 51-yard field goal against Purdue last season and has made 20 field goals of at least 40 yards in his career. He is 18-of-25 in his career from 40-49 yards.

- Brown scored 107 points as a sophomore after posting a freshman-record 101 points in 2014. He was the first player in NU history with 100-point seasons as both a freshman and sophomore.

- Brown's 21 field goals in 2015 were second on the NU season list. He made each of his last 11 attempts that season.

- Brown made five field goals against Southern Miss in 2015, all in the first half. The five field goals in a half tied an NCAA record. The five field goals were the most ever by a Husker in Lincoln, and tied a Memorial Stadium record held by two opposing kickers.

MOST FIELD GOALS IN HUSKER HISTORY

Rk.	Player, Year	FG
1.	Alex Henery, 2007-10	68
2.	Kris Brown, 1995-98	57
3.	Drew Brown, 2014-pres.	50

CAREER SCORING

Rk.	Player, Year	Points
1.	Alex Henery, 2007-10	397
2.	Kris Brown, 1995-98	388
3.	Eric Crouch, 1998-2001	368
4.	Josh Brown, 1999-2002	315
5.	Mike Rozier, 1981-83	312
6.	Drew Brown, 2014-present	303

NATIONAL RANKINGS

ASSOCIATED PRESS (SEPT. 17)

Rk.	Team (1st)	Record	Points
1.	Alabama (45)	3-0	1,504
2.	Clemson (15)	3-0	1,446
3.	Oklahoma (1)	3-0	1,432
4.	Penn State	3-0	1,306
5.	USC	3-0	1,241
6.	Oklahoma State	3-0	1,154
7.	Washington	3-0	1,141
8.	Michigan	3-0	1,081
9.	Wisconsin	3-0	1,031
10.	Ohio State	2-1	1,015
11.	Georgia	3-0	940
12.	Florida State	0-1	922
13.	Virginia Tech	3-0	730
14.	Miami	1-0	606
15.	Auburn	2-1	596
16.	TCU	3-0	553
17.	Mississippi State	3-0	532
18.	Washington State	3-0	419
19.	Louisville	2-1	356
20.	Florida	1-1	308
21.	South Florida	3-0	272
22.	San Diego State	3-0	201
23.	Utah	3-0	194
24.	Oregon	3-0	158
25.	LSU	2-1	153

USA TODAY COACHES (SEPT. 17)

Rk.	Team (1st)	Record	Points
1.	Alabama (59)	3-0	1,618
2.	Clemson (6)	3-0	1,535
3.	Oklahoma	3-0	1,505
4.	Penn State	3-0	1,364
5.	USC	3-0	1,348
6.	Washington	3-0	1,277
7.	Oklahoma State	3-0	1,219
8.	Michigan	3-0	1,171
9.	Ohio State	2-1	1,052
10.	Wisconsin	3-0	1,032
11.	Florida State	0-1	985
12.	Georgia	3-0	978
13.	Virginia Tech	3-0	775
14.	Miami	1-0	659
15.	TCU	3-0	602
16.	Auburn	2-1	555
17.	South Florida	3-0	446
18.	Washington State	3-0	441
19.	Mississippi State	3-0	412
20.	Louisville	2-1	382
21.	Utah	3-0	324
22.	Florida	1-1	312
23.	LSU	2-1	243
24.	Oregon	3-0	208
25.	San Diego State	3-0	141

HUSKERS IN THE 2017 POLLS

Date	AP	C	CFP	Result
Pre.	RV	RV		def. Ark. St, 43-36
Sept. 5	RV	RV		lost to Oregon, 42-35
Sept. 10	--	--		lost to NIU, 21-17
Sept. 17	--	--		

HOME OF THE HUSKERS

Memorial Stadium's history dates back more than 90 years. In the fall of 1922, a drive for \$430,000 in stadium construction funds was undertaken by faculty, students, alumni and friends of the University.

The stadium was named Memorial Stadium to honor all Nebraskans who served in the Civil and Spanish-American Wars; the 751 Nebraskans who died in World War I; the 3,839 in World War II; the 225 in Korea; the 422 in Vietnam; and those in Iraq.

Construction was completed in a few more than 90 working days and Memorial Stadium was dedicated on Oct. 20, 1923, at the Homecoming game in which Nebraska was held to a scoreless tie by Kansas.

The field at Memorial Stadium was named Tom Osborne Field - after the Huskers' legendary Hall-of-Fame coach - in 1998, one year after Osborne's retirement following 25 years and 255 victories as Nebraska's head coach.

TOP 10 HOME CROWDS

Rk.	Date	Opponent	Atten.
1.	Sept. 20, 2014	Miami	91,585
2.	Sept. 14, 2013	UCLA	91,471
3.	Aug. 30, 2014	Fla. Atlantic	91,441
4.	Nov. 29, 2013	Iowa	91,260
5.	Sept. 27, 2014	Illinois	91,225
6.	Nov. 22, 2014	Minnesota	91,186
7.	Aug. 31, 2013	Wyoming	91,185
8.	Nov. 2, 2013	Northwestern	91,140
9.	Nov. 1, 2014	Purdue	91,107
10.	Oct. 25, 2014	Rutgers	91,088

TOP 5 SEASON ATTENDANCE

Rk.	Year	Games	Total	Avg.
1.	2014	7	638,744	91,249
2.	2013	8	727,466	90,933
3.	2016	7	631,402	90,200
4.	2015	7	629,986	89,998
5.	2009	7	601,216	85,888

LONGEST HOME WIN STREAKS

Rk.	Began	Ended	Wins
1.	Oct. 19, 1991	Oct. 31, 1998	47
2.	Sept. 28, 1901	Oct. 20, 1906	33
3.	Nov. 27, 1998	Nov. 2, 2002	26
4.	Sept. 27, 1969	Nov. 23, 1972	23
5.	Oct. 3, 1981	Nov. 17, 1984	21

Note: All streaks at Memorial Stadium, except for the 33-game home winning streak from 1901 to 1906, which occurred prior to Memorial Stadium opening in 1923.



HUSKERS STRIVING FOR SPECIAL TEAMS CONSISTENCY

Nebraska has had several bright spots in its special teams play in 2017 as it looks for more consistency in those areas. In addition to Drew Brown's continued strong place-kicking Nebraska made strong statements in the return and punting game through three games.

- Redshirt freshman JD Spielman had a 99-yard kickoff return for a touchdown in the first quarter of the season opener against Arkansas State. His return tied for the fifth-longest in school history and was the first kickoff return score by a Husker since Kenny Bell had a 99-yarder at Penn State in 2013.
- Sophomore punter Caleb Lightbourn posted one of his best days as a Husker against Northern Illinois. He averaged a career-best 47.3 yards on six punts, including four punts of at least 50 yards. Lightbourn downed three punts inside the 10 against Arkansas State, including two punts at the ASU 4. One of those punts resulted in a safety three plays later. He added three punts inside the 20 against Oregon. Lightbourn is averaging 43.2 yards per punt to rank sixth in the Big Ten.

NEBRASKA LOOKS TO CLIMB IN TURNOVER MARGIN

Nebraska was one of the nation's top teams in 2016 in protecting the football. The Huskers committed just 14 turnovers in 13 games. As a result of the ball security, Nebraska was a +5 in turnover margin, the Huskers' first positive turnover margin since 2009. Nebraska has had mixed results in the turnover area in 2017.

- The Huskers were turnover-free against Arkansas State, while intercepting two Red Wolves' passes.
- NU struggled in the turnover department at Oregon, throwing four interceptions. The NU defense had two takeaways, but the Huskers were minus-2 in turnover margin in the seven-point loss. Nebraska was also -2 against Northern Illinois, including two interceptions returned for touchdowns.
- Nebraska has won 20 consecutive games when it has a positive turnover margin dating back to a 2011 loss to Northwestern. NU is 8-0 under Mike Riley when winning the turnover battle.

INJURIES TAKING EARLY TOLL

Nebraska has had its share of injuries early in the 2017 season. The hits started in the summer when All-America candidate cornerback Chris Jones was sidelined with a knee injury. The timetable for his return is unknown. NU has been without starters David Knevel (RT), Joshua Kalu (S) and Tre Bryant (LB) for all or part of the past two games.

- Through just three games, Nebraska has lost seven games by projected starters to injury.

PROJECTED STARTERS GAMES MISSED

- Chris Jones, Sr., CB, 3 games
- David Knevel, Sr., OT, 2 games
- Joshua Kalu, Sr., S, 1 game
- Tre Bryant, Soph., RB, 1 game

FIVE PLAYERS ELECTED AS 2017 TEAM CAPTAINS

The Nebraska football program named five team captains on Aug. 26, as selected by a vote of their teammates.

The group consists of three seniors and two juniors, and three players on offense and two defensive standouts. The 2017 captains also include three Nebraska natives and two players who began their Husker career as walk-on student-athletes before earning scholarships.

2017 NEBRASKA TEAM CAPTAINS

- Jerald Foster, Jr., OG, Lincoln, Neb.
- Joshua Kalu, Sr., S, Houston, Texas
- Tanner Lee, Jr., QB, Destrehan, La.
- Luke McNitt, Sr., FB, Kearney, Neb.
- Chris Weber, Sr., LB, Elkhorn, Neb.

CAPTAIN NOTES

- The three Nebraska natives (Foster, McNitt, Weber) to be named captains are the most in-state captains since Nebraska also had three in-state captains in 2001 (Eric Crouch, Jeremy Slechta, Dave Volk). The Huskers have had at least one Nebraska native as a captain for 12 consecutive seasons.
- Foster is the third captain from Lincoln in four seasons, joining Jake Cotton (2014) and Josh Banderas (2016).
- A Husker offensive lineman has served as a captain for five straight seasons. Foster joins Spencer Long (2013), Jake Cotton (2014), Alex Lewis (2015) and Dylan Utter (2016).
- Kalu is the fifth defensive back to be a captain since 2013, joining Ciente Evans (2013), Corey Cooper (2014), Josh Mitchell (2014) and Nathan Gerry (2015, 2016).
- McNitt and Weber are the fourth and fifth players since 2013 to earn the role of a captain after starting their career as a walk-on. They join Spencer Long (2013), Jack Gangwish (2015) and Dylan Utter (2016) in that group.
- McNitt is the first fullback to serve as a captain since Judd Davies in 2003.
- Lee's selection marks the fourth time in six seasons a quarterback has served as a Husker captain, joining Taylor Martinez (2012, 2013) and Tommy Armstrong Jr. (2015).

NEBRASKA WALK-ON TRADITION CONTINUES

Mike Riley placed six former walk-ons on scholarship before the start of the season. Five of the six members of the group are fifth-year seniors and four are Nebraska natives.

WALK-ONS AWARDED SCHOLARSHIPS

- Brett Classen, WR (Medina, Minn.)
- Cole Conrad, OL (Fremont, Neb.)
- Tyler Hoppes, TE (Lincoln, Neb.)
- Connor Ketter, TE (Norfolk, Neb.)
- Luke McNitt, FB (Kearney, Neb.)
- Gabe Rahn, WR (Le Mars, Iowa)

Nebraska has a long tradition of relying on its walk-on program to help build the foundation of the program. Six walk-ons have gone on to earn first-team All-America honors for Nebraska, while 13 walk-ons have earned first-team academic All-America recognition.

Five former walk-ons are on the top line of the Nebraska depth chart.

2017 HUSKERS FEATURE PROMINENT FATHERS

Husker fans could see some famous faces at Nebraska games this fall, as three freshmen feature prominent fathers.

- Redshirt freshman JD Spielman is the adopted son of Minnesota Vikings General Manager Rick Spielman, and JD's uncle is former Ohio State All-America linebacker and NFL standout Chris Spielman, who now serves as an NFL analyst for Fox Sports.
- Freshman fullback Ben Miles is the son of former national championship head coach Les Miles. Les compiled a 141-55 record in 15 seasons as a head coach at Oklahoma State and LSU. He led the Tigers to the 2007 national title and an appearance in the 2011 BCS National Championship Game. Les Miles will be in the booth this Saturday as an analyst for the Huskers-Northern Illinois matchup.
- Freshman wide receiver Kade Warner is the son of former two-time NFL MVP Kurt Warner. In addition to a distinguished Arena Football League career, Kurt enjoyed a 12-year NFL career with the St. Louis Rams and the Arizona Cardinals. He threw for more than 32,000 yards in his career and ranks seventh in NFL history with an average of 260.8 passing yards per game. Kurt was also a four-time Pro Bowler, a two-time NFL MVP (1999 & 2001) and the Super Bowl XXXIV MVP. He was inducted into the Pro Football Hall of Fame in 2017.

NU LOOKS TO REMAIN AMONG ATTENDANCE LEADERS

Nebraska averaged 90,200 fans for seven home games in 2016 to rank 10th nationally in average attendance. The 2016 season marked the fourth straight year Nebraska ranked 11th or higher in average attendance. NU averaged 89,998 fans for its seven games in 2015, to rank 11th in the nation and fourth among Big Ten schools.

In 2014, Nebraska was 10th in average home attendance with 91,249 fans per game. The average attendance for seven home games was the largest ever at Memorial Stadium, bettering the 2013 mark of 90,933 per game. NU has ranked in the top 20 nationally in attendance each of the 18 years with available attendance figures.

NCAA-RECORD SELLOUT STREAK ROLLS INTO 2017

One of the most remarkable streaks in college sports continues in 2017. Nebraska has sold out every game at Memorial Stadium since Nov. 3, 1962, a streak of 356 consecutive sellouts, 98 more than second-place Notre Dame.

- Nebraska owns a 304-52 (.854) record during the sellout streak.
- The overall attendance during the streak is nearly 27 million fans.

LONGEST SELLOUT STREAKS IN NCAA HISTORY

Rk.	School	Total
1.	Nebraska	356
2.	Notre Dame	258

NEBRASKA OWNS BIG ADVANTAGE AT MEMORIAL STADIUM

Nebraska has rewarded the loyalty of its fans with great success at Memorial Stadium.

- Nebraska has won at least six home games in 24 of the past 30 seasons, including 2016. NU is 170-29 (.854) at home since 1989.
- NU was 7-0 at home in 2016, marking the Huskers' first perfect home season since 2012.
- The Huskers are 17-7 in Big Ten home games since joining the league in 2011.
- In the past three decades, NU has had three home winning streaks of 20 or more games and has posted 41 unbeaten and untied home seasons.
- The Huskers are 539-148-20 (.777, 707 games, 128 years) in Lincoln, and 414-125-13 (.762, 552 games, 94 years) in Memorial Stadium (since 1923).

NEBRASKA TO HONOR 1997 NATIONAL TITLE TEAM

Nebraska will celebrate the 20th anniversary of the 1997 national championship team this season, culminating with a team reunion on Oct. 7 when the Huskers host Wisconsin at Memorial Stadium.

- The 1997 Huskers (13-0) won the fifth national title in school history and third in four years. Nebraska was voted No. 1 in the coaches' poll, while Michigan (12-0) was voted No. 1 in the Associated Press poll.
- The 1997 season marked Tom Osborne's final season on the Husker sideline, as the Hall-of-Fame coach capped his career with a 42-17 win over No. 3 Tennessee in the Orange Bowl. Osborne ended his 25-year career with a 255-49-3 record, 13 conference championships and three national titles.
- Nebraska's senior class capped a remarkable run with its 1997 national title. In their four seasons, the Husker seniors compiled a 49-2 record with three undefeated national championship seasons.

HUSKER HIGHLIGHTS

1

Nebraska football is the only team in any sport in NCAA history to boast 100 athletic All-Americans and 100 academic All-Americans.

3

Three Huskers have won the Heisman Trophy, all since 1972. Johnny Rodgers won in 1972, Mike Rozier in 1983 and Eric Crouch in 2001.

4

Nebraska ranks fourth in NCAA history with 890 all-time victories. The Huskers are one of only 10 teams with 800 all-time wins.

5

Nebraska has won five national titles: 1970, 1971, 1994, 1995 and 1997. The Huskers have won the second-most national titles of any school in the country since 1970.

9

Nebraska ranks ninth nationally with a total of 23 former players and coaches (17 players, six coaches) who have been enshrined in the College Football Hall of Fame.

24

Nebraska leads the nation with a former Husker on a Super Bowl roster for 24 consecutive years.

46

The Huskers have won 46 conference titles in program history, the most of any school in the country. This includes 33 perfect conference seasons and 27 unbeaten seasons.

53

Nebraska ranks third in NCAA history with 53 all-time bowl appearances. The Huskers are one of only five teams to appear in 50 bowl games.

55

Nebraska is one of only five programs to have at least one player selected in each of the past 55 NFL Drafts.

107

Nebraska football has totaled 107 CoSIDA Academic All-Americans, the most of any team in any sport in NCAA history.

329

Across all sports, the University of Nebraska has totaled a nation-leading 329 CoSIDA Academic All-Americans, 74 more than any other school.

357

Memorial Stadium has been sold out for an NCAA-record 357 consecutive games dating back to Nov. 3, 1962 (includes Rutgers).








NATIONAL TITLES (SINCE 1970)

	ALABAMA CRIMSON TIDE	10
	NEBRASKA CORNHUSKERS	5
	MIAMI HURRICANES	5

COACHES NATIONAL TITLES

	ALABAMA CRIMSON TIDE	9
	OKLAHOMA SOONERS	6
	USC TROJANS	5
	NEBRASKA CORNHUSKERS	4

AP NATIONAL TITLES

	ALABAMA CRIMSON TIDE	10
	NOTRE DAME FIGHTING IRISH	8
	OKLAHOMA SOONERS	7
	MIAMI HURRICANES	5
	OHIO STATE BUCKEYES	5
	USC TROJANS	5
	NEBRASKA CORNHUSKERS	4

9-WIN SEASONS

	NEBRASKA CORNHUSKERS	50
	ALABAMA CRIMSON TIDE	47
	OKLAHOMA SOONERS	44

10-WIN SEASONS

	OKLAHOMA SOONERS	37
	ALABAMA CRIMSON TIDE	36
	MICHIGAN WOLVERINES	28
	NEBRASKA CORNHUSKERS	27

EIGHT HUSKER GREATS ADDED TO RETIRED JERSEY GROUP

The Nebraska Athletics Department posthumously honored eight members of the College Football Hall of Fame by adding them to a prestigious group of former Cornhuskers with retired jerseys.

The group of eight Hall of Fame players now have their names displayed on the façade of the North Stadium. They were honored at the season opener against Arkansas State. The uniform numbers of those retired jerseys will continue to be used, but the eight names will join 17 other former Huskers with their jerseys retired.

Nebraska College Football Hall of Fame players added to the retired jersey fraternity include **Guy Chamberlin, Ed Weir, Clarence Swanson, George Sauer, Sam Francis, Forrest Behm, Bobby Reynolds** and **Wayne Meylan**.

Retired Jersey Honorees

- Guy Chamberlin, End/Halfback, 1913-1915 (1962 College FB HOF Inductee), Number Not Available, Blue Springs, Neb.
- Clarence Swanson, #1, 1918-21, (1973 College FB HOF Inductee), Wakefield, Neb.
- Ed Weir, #35, Tackle, 1923-25, (1951 College FB HOF Inductee), Superior, Neb.
- George Sauer, #25, Fullback, 1931-33 (1954 College FB HOF Inductee), Lincoln, Neb.
- Sam Francis, #38, Fullback, 1934-36 (1977 College FB HOF Inductee), Oberlin, Kan.
- Forrest Behm, #33, Tackle, 1938-40 (1988 College FB HOF Inductee), Lincoln, Neb.
- Bobby Reynolds, #12, Halfback, 1950-52 (1984 College FB HOF Inductee), Grand Island, Neb.
- Wayne Meylan, #66, Middle Guard, 1965-67 (1991 College FB HOF Inductee), Bay City, Mich.

HUSKER GREATS ADDED TO NEBRASKA FB HALL OF FAME

Four Husker greats were added to the Nebraska Football Hall of Fame last weekend in Lincoln.

Zac Taylor, a Husker co-captain and the 2006 Big 12 Offensive Player of the Year, shattered Nebraska passing records in his two seasons with the Huskers in 2005 and 2006. NU's first 3,000-yard passer in a season is in his fifth season as an NFL assistant coach.

Chad Kelsay, a Husker co-captain as a senior rush end for the Blackshirts in 1998, was a menacing force on Coach Charlie McBride's defensive front. Kelsay helped the Huskers to a pair of conference and national titles (1995, 1997). The first-team All-Big 12 performer on the field was also a two-time CoSIDA Academic All-American.

Joining Kelsay and Taylor in the group of four Husker Hall of Famers, are offensive linemen Donnie McGhee and Randy Theiss. McGhee was an All-Big Eight guard on Nebraska's first national championship team under Coach Bob Devaney in 1970. Theiss was a rare three-year starter on the O-line for the Huskers in the early 1980s, earning third-team All-America honors as a starter in 1982. He helped the O-line pave the way for the 1982 Huskers to lead the nation in scoring, total offense and rushing. Theiss was also a two-time CoSIDA Academic All-American.

NEBRASKA AMONG NATION'S TOP ALL-TIME PROGRAMS

Nebraska is in its 128th season of college football and owns an 890-374-40 all-time record in 1,304 games (.698). Since 1970, NU has a 456-132-5 record (.773).

- Nebraska is one of 10 programs with 800 all-time victories, ranking fourth in NCAA history with 890 wins.
- Nebraska is the nation's winningest program over the last 40, 50 and 60 years.
- Nebraska was the first team in NCAA history to win 100 games in consecutive decades, leading the nation with 103 wins in the 1980s and ranking second with 108 wins in the 1990s.

NEBRASKA AMONG LEADERS IN NATIONAL TITLES

Nebraska has won five national titles in program history - all since 1970 - as the Huskers have won the second-most national titles since 1970. NU also ranks highly in most Associated Press national championship and most coaches' poll national titles. The Huskers have won four AP and four coaches' poll national championships. In 1997, Nebraska was crowned national champion by the coaches, but NU finished second to Michigan in the AP poll. In 1970, Nebraska was awarded the AP national title, but Texas was No. 1 in the coaches' poll, as the coaches released their final poll prior to the bowl games. Texas lost its bowl games, while Nebraska defeated No. 5 LSU.




MOST NATIONAL TITLES SINCE 1970

Rk.	School	Total
1.	Alabama	10
2.	Nebraska	5
	Miami	5



NATIONAL LEADER IN CONFERENCE CROWNS

Nebraska has won a nation-leading 46 conference titles. NU won three Western Inter-State University Foot Ball Association championships, 12 Missouri Valley Conference titles (in 18 seasons), nine Big 6 titles, 20 Big Eight championships (in 36 seasons) and two Big 12 titles. The Huskers appeared in six Big 12 Championship Games before playing in the 2012 Big Ten Championship Game in only their second season in the league.

MOST CONFERENCE TITLES

	NEBRASKA CORNHUSKERS	46
	OKLAHOMA SOONERS	45
	MICHIGAN WOLVERINES	42





ALL-TIME BOWL APPEARANCES

	ALABAMA CRIMSON TIDE	62
	NEBRASKA CORNHUSKERS	53
	TEXAS LONGHORNS	53

ACADEMIC ALL-AMERICANS

	NEBRASKA FOOTBALL	107
	PENN STATE FOOTBALL	65
	NOTRE DAME FOOTBALL	60

NCAA TODAY'S TOP 10 AWARDS

	NEBRASKA FOOTBALL	9
	GEORGIA WOMEN'S SWIM & DIVE	6
	ALABAMA FOOTBALL	5
	ALABAMA WOMEN'S GYMNASTICS	5

HUSKERS RANK NEAR TOP OF ALL-TIME AP RANKING

The Associated Press weekly poll began in 1936 and has been a fixture in college football ever since. In August of 2016 the AP released an all-time top 100 for the first time, ranking programs over the 80-year history of the poll. The poll was updated following the 2016 campaign.

Nebraska checks in at No. 6 in the all-time rankings and is one of three Big Ten programs in the top seven in the poll. Nebraska has appeared in 65 percent of all polls since 1936 and has been ranked No. 1 in 72 polls.

ASSOCIATED PRESS ALL-TIME TOP 10

Rk.	School	Points
1.	Ohio State	1,128
2.	Oklahoma	1,070
3.	Notre Dame	1,045
4.	Alabama	1,039
5.	Southern California	980
6.	Nebraska	913
7.	Michigan	910
8.	Texas	826
9.	Florida State	730
10.	Florida	689

A HOLIDAY TRADITION

Nebraska participated in its 53rd all-time bowl game with its appearance in the 2016 Franklin American Mortgage Music City Bowl.

Nebraska is one of only five programs with 50 or more bowl appearances, and its 53 bowl appearances are tied for second nationally, trailing only Alabama (63).

- The Huskers have played in the postseason in 46 of the past 48 seasons.

- Nebraska appeared in an NCAA-record 35 straight bowl games from 1969 to 2003.
- NU owns a 26-27 all-time bowl record, and the 26 bowl victories rank seventh nationally.

HUSKERS IN THE NFL

Nebraska has a long-standing tradition of being one of the leading programs in putting players into the National Football League.



Twenty-five Huskers are currently on NFL rosters, including 19 on active 53-man rosters. Another three players are on NFL practice squads with two players on injured reserve.

The group is led four-time All-Pro and five-time Pro Bowl selection Ndamukong Suh who is in his third season with the Miami Dolphins. Linebacker Lavonte David is a captain of the Tampa Bay Buccaneers and has more than 650 tackles in five NFL seasons. David is a two-time All-Pro.

- Nebraska has had more than 400 players see action in the National Football League.
- At least one Husker has been selected in 55 consecutive NFL Drafts, the fifth-longest streak in NFL history.
- Two or more Huskers were taken in every NFL Draft from 1963 to 2016, the longest such streak in Draft history.
- A former Husker has appeared on a Super Bowl roster for 24 consecutive years, the longest streak in the nation.
- Since 1997, Nebraska ranks second in the Big Ten Conference with 89 NFL draftees.

HUSKERS ON 2017 NFL ROSTERS

- Ameer Abdullah, RB, Detroit Lions
- Prince Amukamara, CB, Chicago Bears
- Zaire Anderson, LB, Denver Broncos
- Rex Burkhead, RB, New England Patriots
- Cethan Carter, TE, Cincinnati Bengals
- Maliek Collins, DT, Dallas Cowboys
- Will Compton, LB, Washington Redskins
- Jared Crick, DE, Denver Broncos
- Lavonte David, LB, Tampa Bay Buccaneers
- Quincy Enunwa, WR, New York Jets (IR)
- Nathan Gerry, LB, Philadelphia Eagles (practice)
- Randy Gregory, DE, Dallas Cowboys (susp.)
- Richie Incognito, OG, Buffalo Bills
- Andy Janovich, FB, Denver Broncos
- Stanley Jean-Baptiste, CB, Jacksonville Jaguars (Practice)
- Sam Koch, P, Baltimore Ravens
- Alex Lewis, OL, Baltimore Ravens (IR)
- Spencer Long, C, Washington Redskins
- Niles Paul, TE, Washington Redskins
- Brent Qvale, OL, New York Jets
- Brandon Reilly, WR, Buffalo Bills (practice)
- Jeremiah Sirles, OL, Minnesota Vikings
- Matt Slauson, OG, Los Angeles Chargers
- Ndamukong Suh, DT, Miami Dolphins
- Vincent Valentine, NT, New England Patriots

ALL-TIME VICTORIES

	MICHIGAN WOLVERINES	938
	NOTRE DAME FIGHTING IRISH	898
	TEXAS LONGHORNS	892
	NEBRASKA CORNHUSKERS	890


MOST WINS LAST 60 YEARS

	NEBRASKA CORNHUSKERS	538
	ALABAMA CRIMSON TIDE	520
	OKLAHOMA SOONERS	519
	OHIO STATE BUCKEYES	512


MOST WINS LAST 50 YEARS

	NEBRASKA CORNHUSKERS	477
	OHIO STATE BUCKEYES	453
	OKLAHOMA SOONERS	453

MOST WINS LAST 40 YEARS

	NEBRASKA CORNHUSKERS	377
	FLORIDA STATE SEMINOLES	367
	OHIO STATE BUCKEYES	362

MOST WINS LAST 30 YEARS

	FLORIDA STATE SEMINOLES	281
	NEBRASKA CORNHUSKERS	276
	OHIO STATE BUCKEYES	274
	FLORIDA GATORS	273

HUSKER FOOTBALL FACTS HISTORY

Season of Football.....	128th
All-Time Games Played	1,304
All-Time Record.....	890-373-40 (.698)
National Ranking in All-Time Wins	4th
All-Time Bowl Appearances	53
National Ranking in Bowl Appearances	2nd
All-Time Bowl Record.....	26-27

CHAMPIONSHIPS

National Championships	5
Back-to-Back National Championships	2
Undefeated Seasons	11
Perfect Seasons	9
Conference Championships	46

RECORD BREAKDOWN

Home Games	539-148-20 (.777)
Memorial Stadium	414-125-13 (.762)
Record in August	13-0-0 (1.000)
Record in September	175-43-6 (.795)
Record in October.....	360-140-19 (.712)
Record in November	305-156-15 (.657)
Record in December	22-14-0 (.611)
Record in January.....	14-21-0 (.400)
Record in February	1-0-0 (1.000)
In Overtime.....	8-3
At Night	95-39-3
When Scoring 35+ Points	365-8
When Allowing 10 Points or Less	251-7-1
vs. Big Ten Teams	112-87-10
• In Big Ten Play (since 2011).....	31-19
• Home	17-7
• Away.....	14-11
• Neutral	0-1
vs. Ranked Teams	104-125-3
• Home	50-38-0
• Away.....	29-63-3
• Neutral	25-24-0
• as No. 1 Team	46-7-1

STREAKS

Consecutive Games Scoring a Point	273
Consecutive Home Games Scoring a Point.....	322
Consecutive Home Sellouts (includes Rutgers)	357
Record in Sellout Streak	304-52
• vs. Ranked Teams	45-27

INDIVIDUAL HONORS

College Football Hall of Fame Players	17
College Football Hall of Fame Coaches.....	6
First-Team All-Americans	110
CoSIDA Academic All-Americans*	107
NCAA Top Ten Award Winners*	9
Heisman Trophy Winners	3
Walter Camp Award Winners	3
Maxwell Trophy Winners	1
Outland Trophy Winners*	9
Lombardi Trophy Winners	5
Butkus Award Winners.....	1
Johnny Unitas Golden Arm Award Winners ..	1
Davey O'Brien Award Winners	1
Rimington Award Winners.....	1
Bednarik Award Winners	1
Nagurski Trophy Winners	1
Retired Jerseys	25
All-Conference Selections	518

*Total leads the nation

2017 SEASON NOTEBOOK SCHEDULE NOTES

• Nebraska will play seven games against teams that played in a bowl game last year, including Ohio State (Fiesta Bowl - College Football Playoff Semifinal), Penn State (Rose Bowl) and Wisconsin (Cotton Bowl), all of which played in a New Year's Six Bowl last season.

• The Huskers will face three teams who won 11 games last season in Ohio State (11-2), Penn State (11-3) and Wisconsin (11-3). All three of those teams also finished the 2016 season with a top-10 ranking in the AP poll, as Ohio State was sixth, Penn State was seventh and Wisconsin was ninth.

• Nebraska will play five conference home games for the first time in program history this fall, as all seven Big Ten West Division teams will play five league games at home and four on the road.

• NU will play five of its seven home games against teams who qualified for a bowl game last season, including each of the final four home games.

• In Big Ten play, NU will travel to Illinois (Sept. 29), Purdue (Oct. 28), Minnesota (Nov. 11) and Penn State (Nov. 18). The Huskers will be seeking their first win at Illinois since 1986 and first win at Purdue since 1958.

• The 2017 Big Ten Championship Game is scheduled for Saturday, Dec. 2 at 7 p.m. on FOX. The game will be played at Lucas Oil Stadium in Indianapolis, the site of each of the first six Big Ten Championship Games. Nebraska made its lone appearance in the championship game in 2012.

COACHING STAFF NOTES

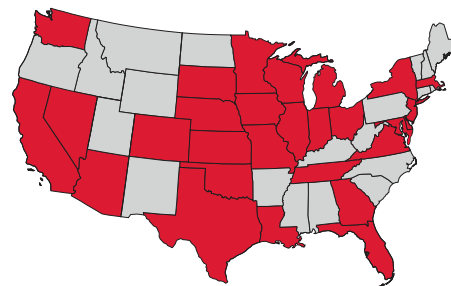
• Head Coach **Mike Riley** is in his 17th season as a collegiate head coach in 2017. Riley's 17 years of experience rank ninth nationally among all active FBS head coaches.

• Nebraska's 10 full-time head coaches boast a combined 190 years of collegiate coaching experience, including 113 seasons in Power Five Conferences.

• The Husker staff also features four coaches with a combined 14 years of NFL coaching experience including **Mike Riley** (three seasons as an NFL head coach and one season as an NFL assistant coach), **Reggie Davis** (four seasons as an NFL assistant), **Danny Langsdorf** (four seasons as an NFL assistant) and **Mike Cavanaugh** (two seasons as an NFL assistant).

• Nebraska welcomes three new additions to its full-time coaching staff for the 2017 season. **Bob Diaco** takes over as the Huskers' defensive coordinator, while **Scott Booker** will coach NU's safeties and **Donté Williams** - whose Nebraska debut came in the 2016 Music City Bowl - will tutor the Husker cornerbacks.

• **Bob Elliott** (1953-2017) passed away in July after being hired in February to coach the Husker safeties. The Nebraska coaching staff will honor Elliott by wearing a game day patch with the initials "BE".



ROSTER NOTES

• Nebraska's 2017 roster features players from 28 states and one Canadian province.

• The Huskers have 48 homegrown Nebraska players on the 2017 roster.

• The roster includes seven additional states with at least four players. The Huskers have eight players from both California and Florida, seven from Louisiana and Texas, six from Missouri and four each from Colorado and Illinois.

• Nebraska's 2017 freshman class features players from 15 states, including multiple players from Nebraska (15), California (2), Florida (2) and Texas (2).

• NU could have its first-ever letterwinner from the state of Delaware this fall, as linebacker **Avery Roberts** (Wilmington, Del.) has seen the field as a true freshman this season after enrolling at Nebraska in January. The Huskers have had a letterwinner from 45 of the 50 states (every state except Delaware, Idaho, Kentucky, New Hampshire and Rhode Island).

• Nebraska features a 129-player roster. The roster is unofficially the third-largest roster in the country behind Army (174) and Navy (173).

• Nearly two-thirds of the Huskers' 2017 roster are underclassmen, as 81 of Nebraska's 129 players are either freshmen or sophomores.

ACADEMIC NOTES

• Nebraska has always placed an emphasis on academic success, as the Husker football program has produced more CoSIDA Academic All-Americans than any other sport in NCAA history. With that emphasis, it has become a trend in recent years for many NU football players to earn their degree before playing in their final game.

• Three Huskers - fullback **Harrison Jordan**, defensive lineman **Joel Lopez** and wide receiver **Gabe Rahn** - will play the 2017 season as graduate students.

• As many as 17 Huskers could earn their degree by the end of the fall semester. That would continue an impressive recent early graduation trend for Nebraska, as 39 of the 50 players in **Mike Riley's** first two senior classes obtained their degree before playing in their final game.

THE RUTGERS SCARLET KNIGHTS



Rutgers picked up its first win of the 2017 season last weekend with a 65-0 home victory over Morgan State. The win snapped an 11-game losing streak for the Scarlet Knights, who have lost 13 consecutive Big Ten Conference games. Rutgers is playing its first road game of the season today and is looking for its first road victory since a 31-21 win at Army West Point on Nov. 21, 2015.

Last week, Rutgers rushed for 326 yards and held Morgan State to 145 total yards en route to scoring its most points since 1993 and posting its largest shutout since 1978. True freshman **Johnathan Lewis** - the Scarlet Knights' backup quarterback - rushed for four touchdowns in the win, the most rushing touchdowns by a quarterback in Rutgers history. Lewis also threw his first career touchdown pass, while starting quarterback **Kyle Bolin** completed 11-of-17 passes for 140 yards and one touchdown. Bolin is completing nearly 60 percent of his passes this season and averaging almost 10.0 yards per completion. On the ground, **Raheem Blackshear** ran for a career-high 102 yards last week.

Defensively, **Darnell Davis** had a career-high 10 tackles against Morgan State, and he leads the Scarlet Knights with 3.5 tackles for loss and 2.0 sacks. He is also the Big Ten leader and ranks ninth nationally with two forced fumbles.

On special teams, **Hunter Hayek** blocked a punt against Morgan State, marking Rutgers' nation-leading 49th blocked kick since 2009. **Janarion Grant** - the Scarlet Knights' all-purpose leader - is averaging 18.2 yards per kickoff return this season and 13.2 yards per punt return. In his career, he has tied the NCAA record with eight career combined return touchdowns (five kickoff returns, three punt returns).

NEBRASKA VS. RUTGERS SERIES HISTORY

Nebraska has won all three meetings with Rutgers. The teams first met at the New York Polo Grounds in 1920, when the Huskers shut out the Scarlet Knights 28-0. Nebraska is 2-0 vs. Rutgers in Big Ten Conference play including a 42-24 win in Lincoln in 2014 and a 31-14 road victory in 2017. In the 2014 meeting at Memorial Stadium, Ameer Abdullah set a school record with 341 all-purpose yards, including 225 rushing yards.

ABOUT RUTGERS FOOTBALL

Rutgers is often referred to as the "Birthplace of College Football", as the Scarlet Knights defeated Princeton, 6-4, in New Brunswick, N.J. on Nov. 6, 1869, in the first college football game ever played. Rutgers is in its 148th season and has won two conference championships, most recently the 2012 Big East title. The Scarlet Knights' best season came in 1976 when they finished 11-0. Rutgers has competed in 10 bowl games, including nine since 2005.

- **First Season:** 1869
- **Conference Titles:** 2
- **Bowl Record:** 6-4
- **All-Time Record:** 646-640-42
- **National Titles:** None
- **Stadium:** High Point Solutions Stadium

RUTGERS TEAM STATS

RU	RUSHING	195.0 YDS	●●●●●	●●●●●	TOTAL YARDS	371.0 YDS
	OPP	92.7 YDS	●●	●●●●●	●●●●●	295.7 YDS
RU	PASSING	176.0 YDS	●●●●●	●●●●●	SCORING	30.7 PPG
	OPP	203.0 YDS	●●●●●	●●●●●	●●●●●	15.3 PPG
RU	RED ZONE	92%	●●●●●	●●●●●	3RD-DOWNS	42%
	OPP	89%	●●●●●	●●●●●	●●●●●	24%

SCARLET KNIGHT STAT LEADERS

PASSING	CMP-ATT-INT	PCT	YDS	TD	
Kyle Bolin	52-88-4	59.1	516	3	
Johnathan Lewis	2-2	100.0	12	1	
RUSHING	ATT.	YDS	YPC	TD	
Gus Edwards	47	201	4.3	1	
Robert Martin	32	158	4.9	1	
Raheem Blackshear	17	111	6.5	2	
RECEIVING	REC.	YDS	YPC	TD	
Janarion Grant	12	113	9.4	1	
Jerome Washington	12	108	9.0	1	
Damon Mitchell	8	106	13.2	0	
TACKLES	SOLO	ALL	TFL	SACKS	
Deontre Roberts	8	21	1.5	0.0	
Darnell Davis	7	17	3.5	2.0	
Trevor Morris	6	15	0.0	0.0	
Sebastian Joseph	9	10	1.0	0.0	
Saquan Hampton	6	10	1.0	0.0	
PUNTING	NO.	YDS	AVG.	LG	I20
Ryan Anderson	16	671	41.9	64	6
FIELD GOALS	MADE	ATT	PCT.	LG	
Andrew Harte	3	4	75.0	39	

NEBRASKA CORNHUSKERS (1-2)



**HEAD COACH
MIKE RILEY**

- 16-13 (at Nebraska)
- 109-93 (Career Record)
- 1-0 vs. Rutgers

2017 SCHEDULE & RESULTS

9/2	Arkansas St.	W, 43-36
9/9	@ Oregon	L, 35-42
9/16	Northern Illinois	L, 17-21
9/23	Rutgers	2:30 p.m.
9/29	@ Illinois	7 p.m.
10/7	Wisconsin	TBA
10/14	Ohio St.	TBA
10/28	@ Purdue	TBA
11/4	Northwestern	TBA
11/11	@ Minnesota	TBA
11/18	@ Penn St.	TBA
11/24	Iowa	3 p.m.

STATISTICAL RANKING COMPARISON

B1G	NAT.	CATEGORY	NAT.	B1G
12th	91st	Rushing Offense	42nd	7th
6th	47th	Passing Offense	108th	13th
8th	71st	Total Offense	93rd	13th
10th	62nd	Scoring Offense	68th	12th
8th	46th	Rushing Defense	20th	5th
14th	113th	Pass Defense	52nd	6th
12th	92nd	Total Defense	27th	6th
13th	100th	Scoring Defense	27th	6th
13th	112th	3rd-Down Offense	62nd	7th
11th	90th	3rd-Down Defense	12th	3rd
10th	69th	Red Zone Offense	30th	3rd
8th	46th	Red Zone Defense	93rd	12th
10th	65th	Net Punting	104th	11th
12th	101st	Punt Returns	28th	5th
54th	7th	Penalty Yards	72nd	10th
11th	89th	Turnover Margin	64th	8th

RUTGERS SCARLET KNIGHTS (1-2)



**HEAD COACH
CHRIS ASH**

- 3-12 (at Rutgers)
- 3-12 (Career Record)
- 0-0 vs. Nebraska

2017 SCHEDULE & RESULTS

9/1	#8 Washington	L, 14-30
9/9	Eastern Michigan	L, 13-16
9/16	Morgan St.	W, 65-0
9/23	@ Nebraska	2:30 p.m.
9/30	Ohio St.	TBA
10/14	@ Illinois	TBA
10/21	Purdue	11 a.m.
10/28	@ Michigan	11 a.m.
11/4	Maryland	TBA
11/11	@ Penn St.	11 a.m.
11/18	@ Indiana	TBA
11/25	Michigan St.	TBA

THE MIKE RILEY FILE**HEAD COACHING RECORD**

- **Overall:** 174-168 (26th season)
- **College:** 109-93 (17th season)
- **Nebraska:** 16-13 (Third season)

FAMILY

- **Wife:** Dee
- **Children:** Matthew, Kate
- **Grandchildren:** Elijah Jo, Cecilia

COACHING NUMBERS

- 43 Years of Coaching Experience
- 26 Years as a Head Coach
- 17 Years as a Collegiate Head Coach
- 9 Years as a Professional Head Coach
- 3 Years as an NFL Head Coach
- 17 Years as an Assistant Coach
- 13 Years as a Collegiate Assistant Coach
- 4 Years as a Professional Assistant Coach
- 1 Year as an NFL Assistant Coach

HEAD COACHING EXPERIENCE**NEBRASKA**

- 2015-present (3rd season; 16-13 record)

OREGON STATE

- 2003-14 (12 seasons; 85-66 record)
- 1997-98 (2 seasons; 8-14 record)
- 14 overall seasons; 93-80 record)
- 6-2 record in eight bowl games
- 2008 Pac-10 Coach of the Year

SAN DIEGO CHARGERS

- 1999-2001 (3 seasons; 14-34 record)

SAN ANTONIO RIDERS (WFLA)

- 1991-92 (2 seasons; 11-9 record)

WINNIPEG BLUE BOMBERS (CFL)

- 1987-90 (4 seasons; 40-32 record)
- 2 Grey Cup Championships (1987, 1990)

ASSISTANT COACH EXPERIENCE**NEW ORLEANS SAINTS**

- Assistant Head Coach (2002)

USC

- Assistant Head Coach/
Offensive Coordinator (1993-96)

NORTHERN COLORADO

- Defensive Coordinator (1986)

WINNIPEG BLUE BOMBERS (CFL)

- Assistant Coach (1983-85)

LINFIELD COLLEGE

- Defensive Coordinator (1977-82)
- NAIA National Championship (1982)

WHITWORTH COLLEGE

- Graduate Assistant (1976)

CALIFORNIA

- Graduate Assistant (1975)

PLAYING EXPERIENCE

- Alabama (CB)
- National Championship (1973)

N HEAD COACH MIKE RILEY

Mike Riley boasts 43 years of coaching experience at the collegiate or professional level, including 26 years as a head coach. Below are some of his career coaching highlights:

- The only head coach in college football to win a professional title as a head coach
- Has been a champion at the NAIA, NCAA FBS and professional levels
- Won two Grey Cup titles in four seasons as a Canadian Football League head coach
- In his first season as a head coach, led Winnipeg to the 1987 Grey Cup title
- Defensive coordinator for Linfield College, the 1982 NAIA national champions
- Was a cornerback on Alabama's 1973 national championship team
- 1 of 8 active FBS head coaches who was also an NFL head coach (Chargers, 1999-2001)
- Named the No. 2 most underrated coach in a 2014 ESPN survey of FBS head coaches
- 2008 Pac-12 Coach of the Year
- Guided NU to the third-largest regular-season win improvement in school history in 2016
- Led Nebraska to its highest College Football Playoff ranking in 2016 (No. 10)
- Became the fourth Husker coach to win a bowl game in his first season
- Won 93 games at Oregon State and is the Beavers' all-time wins leader
- Ranks 11th all-time in Pac-12 history with 58 conference wins at OSU
- 1 of 6 coaches in NCAA history to win his first five bowl games
- 16 wins over ranked opponents in 16 seasons, including 15 wins in the last 12 seasons
- Only active coach to have two players win the Biletnikoff Award

OVERALL COACHING EXPERIENCE*

Nick Saban (Alabama)	45 Years
Mike Riley (Nebraska)	43 Years
Bill Snyder (Kansas State)	42 Years
Rocky Long (San Diego State)	42 Years

*College and professional experience only

HEAD COACHING EXPERIENCE

Brian Kelly (Notre Dame)	28 Years
Mike Riley (Nebraska)	26 Years
Bill Snyder (Kansas State)	26 Years
Three Others with	24 Years

PRO HEAD COACHING EXPERIENCE

Lovie Smith (Illinois)	11 Years
Mike Riley (Nebraska)	9 Years
Butch Davis (FIU)	4 Years
Jim Harbaugh (Michigan)	4 Years
Jim Mora Jr. (UCLA)	4 Years

NFL HEAD COACHING EXPERIENCE

Lovie Smith (Illinois)	11 Years
Butch Davis (FIU)	4 Years
Jim Harbaugh (Michigan)	4 Years
Jim Mora Jr. (UCLA)	4 Years
Mike Riley (Nebraska)	3 Years

WINS AT POWER FIVE CONFERENCE SCHOOLS AMONG ACTIVE COACHES

Bill Snyder (Kansas St.)	204
Nick Saban (Michigan St., LSU, Alabama)	199
Mark Richt (Georgia, Miami)	155
Kirk Ferentz (Iowa)	140
Urban Meyer (Utah, Florida, Ohio St.)	128
Mike Leach (Texas Tech, Washington St.)	116
Mike Riley (Oregon St., Nebraska)	109

BOWL WINS AMONG ACTIVE COACHES

Urban Meyer (Utah, Florida, Ohio St.)	10
Nick Saban (Michigan St., LSU, Alabama)	10
Kyle Whittingham (Utah)	10
Mark Richt (Georgia, Miami)	9
Gary Patterson (TCU)	8
Bill Snyder (Kansas St.)	8
Mike Riley (Oregon St., Nebraska)	7

ALL-TIME BOWL WINNING PERCENTAGE (MINIMUM 10 BOWL GAMES)

Kyle Whittingham	10-1	.909
Tom O'Brien	8-2	.800
Urban Meyer	10-3	.769
Pat Dye	7-2-1	.750
Mike Riley	7-3	.700

DEFENSIVE ASSISTANTS



BOB DIACO
DEFENSIVE COORDINATOR

- 21 Years of Experience
- 7 Years as Def. Coordinator
- 3 Years as an FBS Head Coach
- Game Day: Press Box

CAREER HIGHLIGHTS

- UConn head coach from 2014-16
- 2012 Broyles Award Winner
- Has coordinated defenses at Central Michigan, Cincinnati, Notre Dame and Nebraska
- Notre Dame ranked 2nd nationally in scoring defense and 7th in total defense en route to 2012 BCS Championship Game appearance



SCOTT BOOKER
SAFETIES/SPECIAL TEAMS

- 15 Years of Experience
- 8 Years at a Power Five School
- 5 Years as Special Teams Coord.
- Game Day: Field

CAREER HIGHLIGHTS

- Special teams coordinator at Notre Dame and NU
- Coached in 2016 BCS national title game
- Defensive backs coach at Kent State in 2006 when team led MAC in pass efficiency defense



TRENT BRAY
LINEBACKERS

- 9 Years of Experience
- 9 Years at Power Five School
- 1 Year Playing in NFL Europe
- Game Day: Field

CAREER HIGHLIGHTS

- 2016 Broyles Award nominee (top assistant)
- Helped Dedrick Young II total the second-most tackles by a Husker entering his junior year
- Coached in five bowl games past six years



JOHN PARRELLA
DEFENSIVE LINE

- 10 Years of Experience
- 5 Years of College Experience
- 12 Years of Playing in NFL
- Game Day: Field

CAREER HIGHLIGHTS

- Coached two All-Big Ten defensive linemen in his first season at Nebraska in 2016
- Helped Chabot JC to a conference title in 2013
- Started the varsity program at Valley Christian High in California and led team to playoffs



DONTÉ WILLIAMS
CORNERBACKS

- 10 Years of Experience
- 4 Years at Power Five School
- Produced 17 NFL Players
- Game Day: Field

CAREER HIGHLIGHTS

- Has coached cornerbacks at Arizona and NU
- Coordinated a San Jose State secondary that led the nation in pass defense in 2014 and was second in 2015
- Named one of college football's top 10 recruiters by Sports Illustrated in 2015

OFFENSIVE ASSISTANTS



DANNY LANGSDORF
OFFENSIVE COORD./QBs

- 22 Years of Experience
- 12 Years as Off. Coordinator
- 4 Years of NFL Experience
- Game Day: Press Box

CAREER HIGHLIGHTS

- Helped Nebraska rank in top three in Big Ten in passing, scoring and total offense in 2015
- Helped Eli Manning set a career-high completion rate in 2014 with New York Giants
- Coached Sean Mannion, the all-time leading passer in Pac-12 Conference history



MIKE Cavanaugh
OFFENSIVE LINE

- 32 Years of Experience
- 13 Years at Power Five School
- 2 Years of NFL Experience
- Game Day: Field

CAREER HIGHLIGHTS

- 25 all-conference linemen in past 12 years
- OSU set a then-Pac-12 passing record in 2013
- Helped Hawaii rank in the top 10 nationally in total offense three times in six seasons



REGGIE DAVIS
RUNNING BACKS

- 14 Years of Experience
- 6 Years at Power Five School
- 4 Years of NFL Experience
- Game Day: Field

CAREER HIGHLIGHTS

- Coached in three NFC Championship Games
- Coached All-Pro TE Vernon Davis for three years
- Helped OSU RB Jacquizz Rodgers become first freshman to be Pac-10 Offensive MVP



KEITH WILLIAMS
WIDE RECEIVERS

- 18 Years of Experience
- 3 Years at Power Five School
- 1 Year Playing in NFL
- Game Day: Field

CAREER HIGHLIGHTS

- Eight former wideouts played in NFL in 2016
- Helped Jordan Westerkamp finish 2nd all-time at NU in receptions and 4th in yards
- Coached San Jose State's Edell Shepherd to school-record 1,500 receiving yards in 2001

ADDITIONAL FOOTBALL STAFF

- **Associate A.D./Football:** Dan Van De Riet
- **Director of Football Operations:** Adam Clark
- **Exec. Dir. of Player Personnel:** Billy Devaney
- **Dir. of Football & Recruiting Oper.:** Andy Vaughn
- **Dir. of High School Relations:** Kenny Wilhite
- **Dir. of Player Development:** James Rodgers
- **Offensive GA:** Roman Sapolu (Offensive Line)
- **Offensive GA:** Tavita Thompson (Tight Ends)
- **Defensive GA:** Andrew Seumalo (Def. Line)
- **Special teams GA:** Nick Smith
- **Head Football Strength Coach:** Mark Philipp
- **Head Football Athletic Trainer:** Mark Mayer
- **Head Equipment Manager:** Jay Terry
- **Director of Video:** Tate Guillotte

HUSKER COACHING NUMBERS

4

Mike Riley is 1 of 5 FBS coaches with at least three seasons of NFL head coaching experience. Riley is 1 of 8 FBS coaches who has been an NFL head coach (UCLA's Jim Mora Jr., Michigan's Jim Harbaugh, Louisville's Bobby Petrino, Alabama's Nick Saban, Illinois' Lovie Smith, FIU's Butch Davis, FAU's Lane Kiffin).

4

Four coaches boast NFL experience, including Mike Riley as a head coach and Mike Cavanaugh, Reggie Davis and Danny Langsdorf as assistant coaches.

5

Mike Riley ranks fifth in NCAA history with a .700 winning percentage in bowl games (minimum 10 bowl games). One of only six coaches in NCAA history to win his first five bowl games, Riley is 7-3 in bowl games.

9

Mike Riley owns nine years of experience as a professional head coach, the second-most of any FBS coach. In addition to the NFL, Riley led teams in the Canadian Football League and the World League of American Football, the predecessor to NFL Europe.

14

The NU coaching staff has combined for 14 seasons of coaching experience in the NFL.

26

Mike Riley owns 26 years of head coaching experience at the collegiate or professional level, the second most among FBS head coaches.

43

Mike Riley's 43 years of coaching experience at the collegiate or professional level rank second among FBS head coaches. Alabama's Nick Saban (45 years) is the only coach ahead of Riley on that list.

65

Nebraska's 10 full-time coaches have been a part of 65 bowl teams during their collegiate coaching careers.

189

The Husker coaching staff has a combined 189 years of coaching experience at the collegiate or professional level.

NEBRASKA DEPTH CHART-RUTGERS

OFFENSE

LEFT TACKLE

- 68 Nick Gates, 6-5, 295, Jr.
 65 Christian Gaylord, 6-6, 300, So.
 75 Brenden Jaimes, 6-5, 280, Fr.

LEFT GUARD

- 67 Jerald Foster, 6-3, 310, Jr.
 50 John Raridon, 6-4, 290, RFr.
 74 Jalin Barnett, 6-4, 315, So.

CENTER

- 62 Cole Conrad, 6-5, 300, Jr.
 79 Michael Decker, 6-4, 305, So.

RIGHT GUARD

- 63 Tanner Farmer, 6-4, 305, Jr.
 56 Boe Wilson, 6-3, 295, RFr.

RIGHT TACKLE

- 77 David Knevel, 6-9, 315, Sr.
 71 Matt Farniok, 6-6, 315, RFr.

TIGHT END

- 88 Tyler Hoppes, 6-4, 245, Sr.
 86 Jack Stoll, 6-4, 245, RFr.

TIGHT END

- 89 Connor Ketter, 6-5, 245, Sr.
 85 Matt Snyder, 6-5, 240, So.

QUARTERBACK

- 13 Tanner Lee, 6-4, 220, Jr.
 12 Patrick O'Brien, 6-4, 230, RFr.
 14 Tristan Gebbia, 6-3, 185, Fr.

I-BACK

- 18 Tre Bryant, 5-11, 200, So.
 21 Mikale Wilbon, 5-9, 200, Jr. -OR-
 22 Devine Ozigbo, 6-0, 230, Jr.
 33 Jaylin Bradley, 6-0, 180, Fr.

FULLBACK

- 41 Luke McNitt, 6-2, 250, Sr.
 23 Austin Rose, 6-1, 225, Jr.

WIDE RECEIVER

- 8 Stanley Morgan Jr., 6-1, 195, Jr.
 83 Bryan Reimers, 6-5, 210, Jr.
 87 Conor Young, 6-2, 180, So.

WIDE RECEIVER

- 10 JD Spielman, 5-9, 180, RFr.
 81 Gabe Rahn, 6-1, 195, Sr.

WIDE RECEIVER

- 15 De'Mornay Pierson-El, 5-9, 190, Sr.
 1 Tyjon Lindsey, 5-9, 160, Fr.
 80 Brett Classen, 6-2, 200, Sr.

OFFENSIVE CAREER STARTS

Nick Gates, Jr., OT	26
Tanner Lee, Jr., QB	22*
De'Mornay Pierson-El, Sr., WR	15
Stanley Morgan Jr., Jr., WR	14
Tanner Farmer, Jr., OG	14
David Knevel, Sr., OT	11
Cole Conrad, Jr., OL	8
Jerald Foster, Jr., OG	7
Luke McNitt, Sr., FB	2
Tyler Hoppes, Sr., TE	3
Connor Ketter, Sr., TE	3
Tre Bryant, Soph., IB	2
Matt Farniok, RFr., OT	2
Bryan Reimers, Jr., WR	2
Mikale Wilbon, Jr., IB	1
JD Spielman, RFr., WR	1
Devine Ozigbo, Jr., IB	1

*-Includes starts at Tulane, 2014-15

DEFENSE

DEFENSIVE END

- 91 Freedom Akinmoladun, 6-4, 280, Jr.
 94 Khalil Davis, 6-2, 290, So.
 95 Ben Stille, 6-5, 255, RFr.

NOSE TACKLE

- 44 Mick Stoltenberg, 6-5, 305, Jr.
 97 Deontre Thomas, 6-3, 280, Fr.
 93 Damion Daniels, 6-2, 310, Fr.

DEFENSIVE END

- 96 Carlos Davis, 6-2, 295, So.
 99 Peyton Newell, 6-3, 295, Jr.
 9 DaiShon Neal, 6-7, 275, So.
 76 Dylan Owen, 6-5, 260, Jr.

OUTSIDE LINEBACKER

- 3 Marcus Newby, 6-1, 235, Sr.
 12 Luke Gifford, 6-3, 235, Jr.
 43 Tyrin Ferguson, 6-2, 225, So.

INSIDE LINEBACKER

- 49 Chris Weber, 6-3, 240, Sr.
 14 Avery Roberts, 6-1, 230, Fr.
 31 Collin Miller, 6-3, 235, RFr.

INSIDE LINEBACKER

- 5 Dedrick Young II, 6-1, 235, Jr.
 7 Mohamed Barry, 6-1, 230, So.
 57 Jacob Weinmaster, 6-0, 215, So.

OUTSIDE LINEBACKER

- 22 Alex Davis, 6-5, 255, So.
 17 Sedrick King, 6-4, 245, Jr.

CORNERBACK

- 6 Eric Lee Jr., 6-0, 195, So.
 23 Dicaprio Bootle, 5-10, 185, RFr.
 4 Avery Anderson, 6-0, 180, So.

SAFETY

- 46 Joshua Kalu, 6-0, 195, Sr.
 19 Marquel Dismuke, 6-2, 195, RFr.
 26 Kieron Williams, 6-1, 195, Sr.

SAFETY

- 24 Aaron Williams, 5-11, 190, Jr.
 25 Antonio Reed, 6-2, 210, Jr.
 28 Eli Sullivan, 6-2, 200, RFr.

CORNERBACK

- 21 Lamar Jackson, 6-3, 210, So.
 42 Jeremiah Stovall, 5-11, 185, So.
 2 Tony Butler, 6-2, 210, RFr.

DEFENSIVE CAREER STARTS

Joshua Kalu, Sr., DB	30
Dedrick Young, Jr., LB	23
Chris Jones, Sr., CB	20
Freedom Akinmoladun, Jr., DE	20
Aaron Williams, Jr., S	17
Marcus Newby, Sr., LB	13
Mick Stoltenberg, Jr., NT	12
Kieron Williams, Sr., S	9
Carlos Davis, So., DL	7
Chris Weber, Sr., LB	7
Lamar Jackson, So., CB	4
Eric Lee Jr., So., CB	3
Luke Gifford, Jr., LB	3
Antonio Reed, Jr., S	2

SPECIAL TEAMS

PLACE-KICKER

- 34 Drew Brown, 5-11, 200, Sr.
 95 Kramer Rath, 6-1, 175, Sr.

PUNTER

- 35 Caleb Lightbourn, 6-3, 235, So.
 98 Isaac Armstrong, 5-11, 200, So.

LONG SNAPPER

- 54 Jordan Ober, 6-1, 225, Jr.
 92 Chase Urbach, 6-3, 200, So.

HOLDER

- 2 Zack Darlington, 6-2, 195, Jr.

KICKOFF RETURNER

- 10 JD Spielman, 5-9, 180, RFr.
 1 Tyjon Lindsey, 5-9, 160, Fr.
 33 Jaylin Bradley, 6-0, 180, Fr.

PUNT RETURNER

- 15 De'Mornay Pierson-El, 5-9, 190, Sr.
 8 Stanley Morgan Jr., 6-1, 195, Jr.
 1 Tyjon Lindsey, 5-9, 160, Fr.

INJURED

- 4 Jaevon McQuitty, WR
 8 Chris Jones, CB
 13 JoJo Domann, S
 9 Keyan Williams, WR

SPECIAL TEAMS CAREER STARTS

Drew Brown, Sr., PK	42
Jordan Ober, Jr., LS	29
Caleb Lightbourn, So., P	15

HUSKER NUMERICAL ROSTER

NO.	NAME	POS.
1	Tyson Lindsey	WR
2	Tony Butler	DB
2	Zack Darlington	WR
3	Marcus Newby	LB
4	Avery Anderson	DB
4	Jaevon McQuitty	WR
5	Dedrick Young II	LB
6	Eric Lee Jr.	DB
7	Mohamed Barry	LB
8	Chris Jones	DB
8	Stanley Morgan Jr.	WR
9	DaiShon Neal	DL
9	Keyan Williams	WR
10	JD Spielman	WR
11	Austin Allen	TE
11	Boaz Joseph	DB
12	Luke Gifford	LB
12	Patrick O'Brien	QB
13	JoJo Domann	DB
13	Tanner Lee	QB
14	Tristan Gebbia	QB
14	Avery Roberts	LB
15	De'Mornay Pierson-El	WR
16	Andrew Bunch	QB
16	Ethan Cox	DB
17	Sedrick King	LB
18	Tre Bryant	IB
18	Guy Thomas	LB
19	Marquel Dismuke	DB
21	Lamar Jackson	DB
21	Mikale Wilbon	IB
22	Alex Davis	LB
22	Devine Ozigbo	IB
23	Dicaprio Bootle	DB
23	Austin Rose	FB
24	Sean Lambert	IB
24	Aaron Williams	DB
25	Antonio Reed	DB
26	Kieron Williams	DB
26	Thomas Connely	LB
28	Eli Sullivan	DB
28	Adam Taylor	IB
29	Ben Miles	FB
30	Quayshon Alexander	LB
30	Bo Kitrell	TE
31	Collin Miller	LB
31	Kade Warner	WR
32	Tanner Hass	DB
32	Pernell Jefferson	LB
33	Jaylin Bradley	IB
33	Willie Hampton	LB
33	Dylan Reynolds	WR
34	Drew Brown	PK
35	Caleb Lightbourn	P
36	Christian Banker	WR
36	Spencer Jordan	LB
36	Reid Karel	DB
37	Wyatt Mazour	IB
38	Damian Jackson	DL
38	Harrison Jordan	FB
39	Cole Frahm	PK
40	Grant Jordan	LB
40	Brandon Robbins	WR

2017 NEBRASKA CORNHUSKER ALPHABETICAL ROSTER

No.	Name	Pos.	Ht.	Wt.	Yr.	Hometown (High School/College)
91	** Akinmoladun, Freedom	DL	6-4	280	Jr.	Grandview, Mo. (Grandview)
30	Alexander, Quayshon	LB	6-3	245	RFr.	Prospect Park, N.J. (De Paul Catholic)
11	Allen, Austin	TE	6-8	210	Fr.	Aurora, Neb. (Aurora)
4	Anderson, Avery	DB	6-0	180	So.	Surprise, Ariz. (Pine Creek, Colorado Springs, Colo.)
75	Anderson, Fyn	DL	6-3	275	So.	Lincoln, Neb. (Southeast)
98	Armstrong, Isaac	P	5-11	200	So.	Lincoln, Neb. (Kearney/Southwest)
73	Bando, Broc	OL	6-5	295	Fr.	Lincoln, Neb. (IMG Academy)
36	Banker, Christian	WR	6-1	185	Fr.	Omaha, Neb. (Skutt Catholic)
74	* Barnett, Jalin	OL	6-4	315	So.	Lawton, Okla. (Lawton)
7	* Barry, Mohamed	LB	6-1	230	So.	Grayson, Ga. (Grayson)
23	Bootle, Dicaprio	DB	5-10	185	RFr.	Miami, Fla. (Southridge)
33	Bradley, Jaylin	IB	6-0	180	Fr.	Bellevue, Neb. (Bellevue West)
61	Brokop, Bryan	OL	6-5	295	RFr.	New Lenox, Ill. (Lincoln-Way West)
34	*** Brown, Drew	PK	5-11	200	Sr.	Southlake, Texas (Southlake Carroll)
18	* Bryant, Tre	IB	5-11	200	So.	St. Louis, Mo. (Christian Brothers College)
16	Bunch, Andrew	QB	6-1	200	So.	Thompson Station, Tenn. (Independence/Scottsdale CC)
2	Butler, Tony	DB	6-2	210	RFr.	Lakewood, Ohio (St. Edward)
45	Chaffin, Ty	WR	6-5	200	RFr.	Burwell, Neb. (Burwell)
80	Classen, Brett	WR	6-2	200	Sr.	Medina, Minn. (Wayzata/Winona State)
26	Connely, Thomas	LB	5-11	225	Jr.	Kearney, Neb. (Kearney Catholic)
62	* Conrad, Cole	OL	6-5	300	Jr.	Fremont, Neb. (Archbishop Bergan)
16	Cox, Ethan	DB	5-11	175	Fr.	Blair, Neb. (Blair)
93	Daniels, Damion	DL	6-2	310	Fr.	Dallas, Texas (Bishop Dunne)
2	* Darlington, Zack	WR	6-2	195	Jr.	Apopka, Fla. (Apopka)
22	* Davis, Alex	LB	6-5	255	So.	Riviera Beach, Fla. (Dwyer)
96	* Davis, Carlos	DL	6-2	295	So.	Blue Springs, Mo. (Blue Springs)
94	* Davis, Khalil	DL	6-2	290	So.	Blue Springs, Mo. (Blue Springs)
79	* Decker, Michael	OL	6-4	305	So.	Omaha, Neb. (North)
19	Dismuke, Marquel	DB	6-2	195	RFr.	Compton, Calif. (Calabasas)
13	* Domann, JoJo	DB	6-1	205	So.	Colorado Springs, Colo. (Pine Creek)
84	Engelhaupt, David	TE	6-3	240	RFr.	Norfolk, Neb. (Norfolk Catholic)
48	Evans, Erik	DL	6-3	265	Sr.	Waverly, Neb. (Waverly)
63	* Farmer, Tanner	OL	6-4	305	Jr.	Highland, Ill. (Highland)
71	Farniok, Matt	OL	6-6	315	RFr.	Sioux Falls, S.D. (Washington)
43	* Ferguson, Tyrin	LB	6-2	225	So.	New Orleans, La. (Edna Karr)
67	** Foster, Jerald	OL	6-3	310	Jr.	Lincoln, Neb. (Southeast)
39	Frahm, Cole	PK	6-5	200	Fr.	Omaha, Neb. (Burke)
68	** Gates, Nick	OL	6-5	295	Jr.	Las Vegas, Nev. (Bishop Gorman)
65	* Gaylord, Christian	OL	6-6	300	So.	Baldwin City, Kan. (Baldwin City)
14	Gebbia, Tristan	QB	6-3	185	Fr.	Calabasas, Calif. (Calabasas)
12	** Gifford, Luke	LB	6-3	235	Jr.	Lincoln, Neb. (Southeast)
33	Hampton, Willie	LB	6-1	225	Fr.	Plantation, Fla. (American Heritage)
32	Hass, Tanner	DB	6-0	200	RFr.	West Point, Neb. (Guardian Angels)
49	Hemphill, Austin	FB	5-10	225	So.	Gretna, Neb. (Gretna)
75	Hixson, Trent	OL	6-4	260	Fr.	Omaha, Neb. (Skutt Catholic)
47	Hohenstein, Branden	TE	6-4	220	RFr.	Jackson, Neb. (Bishop Heelan)
43	Honas, Todd	WR	5-11	195	RFr.	Aurora, Neb. (Aurora)
88	* Hoppes, Tyler	TE	6-4	245	Sr.	Lincoln, Neb. (Southwest/Wayne State)
38	Jackson, Damian	LB	6-1	245	Fr.	Las Vegas, Nev. (Shadow Ridge)
21	* Jackson, Lamar	DL	6-3	210	So.	Elk Grove, Calif. (Franklin)
76	Jaimes, Brenden	OL	6-5	280	Fr.	Austin, Texas (Lake Travis)
47	Jarzynka, Matt	DL	6-4	260	Jr.	Loup City, Neb. (Loup City)
32	Jefferson, Pernell	LB	6-2	235	RFr.	New Orleans, La. (Warren Easton)
8	*** Jones, Chris	DB	6-0	195	Sr.	Jacksonville, Fla. (Sandalwood)
40	Jordan, Grant	LB	6-2	205	RFr.	Omaha, Neb. (Westside)
38	Jordan, Harrison	FB	5-10	240	Sr.	Omaha, Neb. (Westside)
36	Jordan, Spencer	LB	6-2	210	RFr.	Omaha, Neb. (Westside)
11	*** Joseph, Boaz	DB	6-1	200	Sr.	Weston, Fla. (Cypress Bay)
46	*** Kalu, Joshua	DB	6-1	195	Sr.	Houston, Texas (Alief Taylor)
36	Karel, Reid	DB	6-3	205	So.	Seward, Neb. (Seward)
89	* Ketter, Connor	TE	6-5	245	Sr.	Norfolk, Neb. (Norfolk Catholic)
17	* King, Sedrick	LB	6-4	245	Jr.	Plant City, Fla. (Plant City)
30	Kitrell, Bo	TE	6-1	235	Jr.	Ashland, Neb. (Ashland-Greenwood)
59	Kitten, Jake	OL	6-2	300	RFr.	Santee, Calif. (Santana)
77	*** Knevel, David	OL	6-9	315	Sr.	Brantford, Ontario, Canada (Pauline S. Johnson Collegiate)
24	Lambert, Sean	IB	6-0	205	RFr.	Fremont, Neb. (Fremont)
6	* Lee Jr., Eric	DB	6-0	195	So.	Milton, Mass. (Valor Christian [Colo.])
13	Lee, Tanner	QB	6-4	220	Jr.	Destrehan, La. (Jesuit/Tulane)
35	* Lightbourn, Caleb	P	6-3	235	So.	Washougal, Wash. (Camas)
1	Lindsey, Tyson	WR	5-9	160	Fr.	Corona, Calif. (Bishop Gorman [Nev.])
90	Lingenfelter, Ben	DL	6-5	265	Fr.	Cherokee, Iowa (Washington)
42	Liske, Cody	LB	6-0	200	Fr.	Bennington, Neb. (Bennington)

58	Lopez, Joel	DL	6-2	280	Sr.	Saint Charles, Ill. (Burlington Central)	41	Luke McNitt.....	FB
37	Mazour, Wyatt	IB	5-9	190	So.	Albion, Neb. (Boone Central)	42	Cody Liske.....	LB
41	** McNitt, Luke	FB	6-2	250	Sr.	Kearney, Neb. (Kearney/Nebraska-Kearney)	42	Jeremiah Stovall.....	DB
4	McQuitty, Jaevon	WR	6-0	195	Fr.	Columbia, Mo. (Battle)	43	Tyrin Ferguson.....	LB
29	Miles, Ben	FB	6-1	210	Fr.	Baton Rouge, La. (Catholic)	43	Todd Honas.....	WR
31	Miller, Collin	LB	6-3	235	RFr.	Fishers, Ind. (Hamilton Southeastern)	44	Mick Stoltenberg.....	DL
66	Miller, Hunter	OL	6-5	275	Fr.	Stromsburg, Neb. (Cross County)	45	Ty Chaffin.....	WR
8	** Morgan Jr., Stanley	WR	6-1	195	Jr.	New Orleans, La. (St. Augustine)	45	A.J. Natter.....	DL
45	* Natter, A.J.	DL	6-5	260	Sr.	Milton, Wis. (Milton)	46	Joshua Kalu.....	DB
9	Neal, DaiShon	DL	6-7	275	So.	Houston, Texas (Omaha Central)	47	Branden Hohenstein.....	TE
3	*** Newby, Marcus	LB	6-1	235	Sr.	Gaithersburg, Md. (Quince Orchard)	47	Matt Jarzynka.....	DL
99	* Newell, Peyton	DL	6-3	295	Jr.	Hiawatha, Kan. (Hiawatha)	48	Erik Evans.....	DL
12	O'Brien, Patrick	QB	6-4	230	RFr.	San Juan Capistrano, Calif. (San Juan Hills)	49	Austin Hemphill.....	FB
54	** Ober, Jordan	LS	6-1	225	Jr.	Las Vegas, Nev. (Bishop Gorman)	49	Chris Weber.....	LB
76	Owen, Dylan	DL	6-5	260	Jr.	Westchester, N.Y. (Somers/Bridgton Academy)	50	John Raridon.....	OL
22	** Ozigbo, Devine	IB	6-0	230	Jr.	Sachse, Texas (Sachse)	51	Matt Watts.....	OL
55	Paup, Jordan	DL	6-4	230	Fr.	Central City, Neb. (Central City)	52	Andrew Ward.....	LB
15	*** Pierson-El, De'Mornay	WR	5-9	190	Sr.	Alexandria, Va. (West Potomac)	54	Jordan Ober.....	LS
82	Rafdal, Kurt	TE	6-7	230	Fr.	Carmel, Ind. (Carmel)	55	Jordan Paup.....	DL
81	* Rahn, Gabe	WR	6-1	195	Sr.	Le Mars, Iowa (Le Mars)	55	Chris Walker.....	OL
50	Raridon, John	OL	6-4	290	RFr.	West Des Moines, Iowa (Valley)	56	Boe Wilson.....	OL
95	Rath, Kramer	PK	6-1	175	Sr.	Lincoln, Neb. (Southwest/Nebraska Wesleyan)	57	Jacob Weinmaster.....	LB
25	** Reed, Antonio	DB	6-2	210	Jr.	Memphis, Tenn. (Southaven [Miss.])	58	Joel Lopez.....	DL
83	* Reimers, Bryan	WR	6-5	210	Jr.	Lincoln, Neb. (East)	59	Jake Kitten.....	OL
33	Reynolds, Dylan	WR	6-0	170	Fr.	Broken Bow, Neb. (Broken Bow)	61	Bryan Brokop.....	OL
40	Robbins, Brandon	WR	5-10	185	Fr.	Bellevue, Neb. (Bellevue East)	62	Cole Conrad.....	OL
14	Roberts, Avery	LB	6-1	230	Fr.	Wilmington, Del. (Concord)	63	Tanner Farmer.....	OL
23	Rose, Austin	FB	6-1	225	Jr.	Lincoln, Neb. (North Star)	65	Christian Gaylord.....	OL
70	Sichterman, Matt	OL	6-5	270	Fr.	Kings Mills, Ohio (Kings)	66	Hunter Miller.....	OL
85	Snyder, Matt	TE	6-5	240	So.	San Ramon, Calif. (California)	67	Jerald Foster.....	OL
10	Spelman, JD	WR	5-9	180	RFr.	Eden Prairie, Minn. (Eden Prairie)	68	Nick Gates.....	OL
95	Stille, Ben	DL	6-5	255	RFr.	Ashland, Neb. (Ashland-Greenwood)	70	Matt Sichterman.....	OL
86	Stoll, Jack	TE	6-4	245	RFr.	Lone Tree, Colo. (Regis Jesuit)	71	Matt Farniok.....	OL
44	** Stoltenberg, Mick	DL	6-5	305	Jr.	Gretna, Neb. (Gretna)	73	Broc Bando.....	OL
42	Stovall, Jeremiah	DB	5-11	185	So.	Omaha, Neb. (Creighton Prep)	74	Jalin Barnett.....	OL
28	Sullivan, Eli	DB	6-2	200	RFr.	Longmont, Colo. (Longmont)	75	Fyn Anderson.....	DL
28	** Taylor, Adam	IB	6-2	210	Sr.	Katy, Texas (Katy)	75	Trent Hixson.....	OL
97	Thomas, Deontre	DL	6-3	280	Fr.	Mustang, Okla. (Mustang)	76	Brenden Jaimes.....	OL
18	Thomas, Guy	LB	6-3	200	Fr.	Miami, Fla. (Booker T. Washington)	76	Dylan Owen.....	DL
92	Urbach, Chase	LS	6-3	200	So.	Grosse Pointe, Mich. (Grosse Pointe South)	77	David Knevel.....	OL
55	Walker, Chris	OL	6-8	275	Fr.	Lincoln, Neb. (East)	79	Michael Decker.....	OL
90	Walker, Jackson	P	6-4	250	Jr.	Overland Park, Kan. (Blue Valley Northwest/Coffeyville CC/Johnson County)	80	Brett Classen.....	WR
52	Ward, Andrew	LB	6-1	200	Fr.	Muskegon, Mich. (Muskegon)	81	Gabe Rahn.....	WR
31	Warner, Kade	WR	6-1	200	Fr.	Scottsdale, Ariz. (Desert Mountain)	82	Kurt Rafdal.....	TE
51	Watts, Matt	OL	6-4	285	Sr.	Stockton, Calif. (Saint Mary's/Nevada/Butte CC)	83	Bryan Reimers.....	WR
49	*** Weber, Chris	LB	6-3	240	Sr.	Omaha, Neb. (Elkhorn)	84	David Engelhaupt.....	TE
57	Weinmaster, Jacob	LB	6-0	215	So.	Loveland, Colo. (Loveland)	85	Matt Snyder.....	TE
21	** Wilbon, Mikale	IB	5-9	200	Jr.	Chicago, Ill. (De La Salle Institute)	86	Jack Stoll.....	TE
24	** Williams, Aaron	DB	5-11	190	Jr.	Atlanta, Ga. (Carver)	87	Conor Young.....	WR
9	Williams, Keyan	WR	5-10	195	Jr.	New Orleans, La. (Lusher/Fresno State)	88	Tyler Hoppes.....	TE
26	*** Williams, Kieron	DB	6-1	195	Sr.	Shreveport, La. (C.E. Byrd/Air Force Prep)	89	Connor Ketter.....	TE
56	Wilson, Boe	OL	6-3	295	RFr.	Lee's Summit, Mo. (Lee's Summit West)	90	Ben Lingenfelter.....	DL
87	Young, Conor	WR	6-2	180	So.	Cozad, Neb. (Cozad)	90	Jackson Walker.....	P
5	** Young II, Dedrick	LB	6-1	235	Jr.	Peoria, Ariz. (Centennial)	91	Freedom Akinmoladun.....	DL

*denotes letters earned

PRONUNCIATION GUIDE

Freedom Akinmoladun...ackin-mo-LAW-doon
 Bryan Brokop.....bro-COP
 Ty Chaffin.....CHAY-fin
 Brett Classen.....CLASS-in
 Matt Farniok.....FAR-nee-ock
 Tristan Gebbia.....JEB-ee-uh
 Branden Hohenstein.....HO-inn-stine
 Todd Honas.....HO-nuss
 Tyler Hoppes.....HOP-iss
 Brenden Jaimes.....HYME-iss
 Matt Jarzynka.....jar-ZINK-uh
 Boaz Joseph.....BOSE
 Joshua Kalu.....kuh-LOO
 Reid Karel.....CARE-ull
 Bo Kitrell.....KIT-trull

David Knevel.....NEV-ull
 Wyatt Mazour.....MUH-zoo-er
 Jaevon McQuitty.....JAY-vaughn
 DaiShon Neal.....DAY-shawn
 Devine Ozigbo.....oh-ZIG-bo
 Jordan Paup.....POP
 De'Mornay Pierson-El.....duh-MORN-eh
 Gabe Rahn.....RAWN
 Bryan Reimers.....RHYME-ers
 Matt Sichterman.....SICK-ter-mun
 Ben Stille.....STILL-ee
 Jacob Weinmaster.....WINE-master
 Mikale Wilbon.....MICK-kale
 Keyan Williams.....KEY-on
 Kieron Williams.....KYE-run
 Dedrick Young II.....DEAD-rick

41	Luke McNitt.....	FB
42	Cody Liske.....	LB
42	Jeremiah Stovall.....	DB
43	Tyrin Ferguson.....	LB
43	Todd Honas.....	WR
44	Mick Stoltenberg.....	DL
45	Ty Chaffin.....	WR
45	A.J. Natter.....	DL
46	Joshua Kalu.....	DB
47	Branden Hohenstein.....	TE
47	Matt Jarzynka.....	DL
48	Erik Evans.....	DL
49	Austin Hemphill.....	FB
49	Chris Weber.....	LB
50	John Raridon.....	OL
51	Matt Watts.....	OL
52	Andrew Ward.....	LB
54	Jordan Ober.....	LS
55	Jordan Paup.....	DL
55	Chris Walker.....	OL
56	Boe Wilson.....	OL
57	Jacob Weinmaster.....	LB
58	Joel Lopez.....	DL
59	Jake Kitten.....	OL
61	Bryan Brokop.....	OL
62	Cole Conrad.....	OL
63	Tanner Farmer.....	OL
65	Christian Gaylord.....	OL
66	Hunter Miller.....	OL
67	Jerald Foster.....	OL
68	Nick Gates.....	OL
70	Matt Sichterman.....	OL
71	Matt Farniok.....	OL
73	Broc Bando.....	OL
74	Jalin Barnett.....	OL
75	Fyn Anderson.....	DL
75	Trent Hixson.....	OL
76	Brenden Jaimes.....	OL
76	Dylan Owen.....	DL
77	David Knevel.....	OL
79	Michael Decker.....	OL
80	Brett Classen.....	WR
81	Gabe Rahn.....	WR
82	Kurt Rafdal.....	TE
83	Bryan Reimers.....	WR
84	David Engelhaupt.....	TE
85	Matt Snyder.....	TE
86	Jack Stoll.....	TE
87	Conor Young.....	WR
88	Tyler Hoppes.....	TE
89	Connor Ketter.....	TE
90	Ben Lingenfelter.....	DL
90	Jackson Walker.....	P
91	Freedom Akinmoladun.....	DL
92	Chase Urbach.....	LS
93	Damion Daniels.....	DL
94	Khalil Davis.....	DL
95	Kramer Rath.....	PK
95	Ben Stille.....	DL
96	Carlos Davis.....	DL
97	Deontre Thomas.....	DL
98	Isaac Armstrong.....	P
99	Peyton Newell.....	DL



#1 TYJON LINDSEY • Fr. • WR

 CORONA, CALIF.
BISHOP GORMAN HS (NEV.)

CAREER STATS

Year	G/S	No.	Yds.	Y/R	Y/G	Long	TDs
2017	3/0	8	44	5.5	14.7	11 vs. Northern Illinois	0
Totals	3/0	8	44	5.5	14.7	11 vs. Northern Illinois	0

2017 SINGLE-GAME HIGHS

- » Receptions - 3 vs. Arkansas State, at Oregon
- » Receiving Yards - 18 vs. Northern Illinois
- » Rushes - 1 vs. Arkansas State, at Oregon
- » Rushing Yards - 5 vs. Arkansas State
- » Touchdowns - 0

2017 GAME-BY-GAME

Opponent	Rec.	Yds	TD	Lg
Arkansas State	3	14	0	8
at Oregon	3	12	0	9
Northern Illinois	2	18	0	11
Rutgers				
at Illinois				
Wisconsin				
Ohio State				
at Purdue				
Northwestern				
at Minnesota				
at Penn State				
Iowa				
Totals	8	44	0	11



#3 MARCUS NEWBY • Sr. • LB

 NORTH POTOMAC, MD.
QUINCE ORCHARD HS

CAREER STATS

		Tackles					Fum.					QB
Year	G/S	UT	AT	TT	TFL	Sacks	C-R	BK	PBU	INT	Hry.	
2013		Redshirt										
2014	9/0	1	2	3	1-9	1.0-9	0-0	0	0	0	2	
2015	10/6	17	17	34	5-13	1.0-8	0-0	0	4	0	2	
2016	12/4	7	11	18	3-17	2.0-16	1-0	0	1	0	2	
2017	3/3	10	9	19	1-2	0.0-0	0-0	0	0	0	0	
Totals	34/13	35	39	74	10-41	4.0-33	1-0	0	5	0	6	

2017 GAME-BY-GAME

Opponent	--Tackles-- UT-AT-TT	TFL-Yds	-Sacks- No-Yds	FF-FR-Yds	Int-Yds	PBU	QBH
Arkansas State	3-3-6	0-0	0.0-0	0.0-0	0-0	0	0
at Oregon	5-5-10	1-2	0.0-0	0.0-0	0-0	0	0
Northern Illinois	2-1-3	0-0	0.0-0	0.0-0	0-0	0	0
Rutgers							
at Illinois							
Wisconsin							
Ohio State							
at Purdue							
Northwestern							
at Minnesota							
at Penn State							
Iowa							
Totals	10-9-19	1-2	0.0-0	0.0-0	0-0	0	0

CAREER HONORS

- » Nebraska Scholar-Athlete Honor Roll (Spring 2015)
- » NU Record for Most PBU by a Linebacker (4 vs. Wisconsin, 2015)
- » Brook Berringer Citizenship Team (2015, 2016, 2017)
- » Tom Osborne Citizenship Team (2015, 2016, 2017)

CAREER SINGLE-GAME HIGHS

- » Tackles - 10 at Oregon (2017)
- » Tackles for Loss - 1, 10 times
- » Sacks - 1.0, four times

2017 SINGLE-GAME HIGHS

- » Tackles - 10 at Oregon (2017)
- » Tackles for Loss - 1 at Oregon (2017)
- » Sacks - 0

2017 SEASON NOTES

- » Recorded a career-high 10 tackles against Oregon



#5 DEDRICK YOUNG • Jr. • LB

 PEORIA, ARIZ.
CENTENNIAL HS

CAREER STATS

		Tackles					Fum.					QB
Year	G/S	UT	AT	TT	TFL	Sacks	C-R	BK	PBU	INT	Hry.	
2015	12/11	25	36	61	5-8	0.0-0	0-0	0	3	0	2	
2016	12/9	34	26	60	4-5	1.0-3	1-0	0	4	0	2	
2017	3/3	8	8	16	1-5	1.0-5	0-0	0	0	0	0	
Totals	27/23	67	70	137	10-18	2.0-8	1-0	0	7	0	4	

2017 GAME-BY-GAME

Opponent	--Tackles-- UT-AT-TT	TFL-Yds	-Sacks- No-Yds	FF-FR-Yds	Int-Yds	PBU	QBH
Arkansas State	5-2-7	1-5	1.0-5	0.0-0	0-0	0	0
at Oregon	3-4-7	0-0	0.0-0	0.0-0	0-0	0	0
Northern Illinois	0-2-2	0-0	0.0-0	0.0-0	0-0	0	0
Rutgers							
at Illinois							
Wisconsin							
Ohio State							
at Purdue							
Northwestern							
at Minnesota							
at Penn State							
Iowa							
Totals	8-8-16	1-5	1.0-5	0.0-0	0-0	0	0

CAREER HONORS

- » Academic All-Big Ten (2016)
- » Big Ten All-Freshman Team (BTN.com, ESPN.com, 2015)
- » Nebraska Newcomer of the Year Award (2015)
- » NU Record for Most Tackles by a True Freshman (61, 2015)
- » Nebraska Scholar-Athlete Honor Roll (Spring 2015)
- » Brook Berringer Citizenship Team (2016, 2017)
- » Tom Osborne Citizenship Team (2016, 2017)

2017 SEASON NOTES

- » Recorded his second-career sack in the opener against Arkansas State

CAREER SINGLE-GAME HIGHS

- » Tackles - 11 at Illinois (2015), vs. Purdue (2016)
- » Tackles for Loss - 2 at Illinois (2015), at Rutgers (2015), at Indiana (2016)
- » Sacks - 1.0 at Indiana (2016), vs. Arkansas State (2017)

2017 SINGLE-GAME HIGHS

- » Tackles - 7 vs. Arkansas State, at Oregon
- » Tackles for Loss - 1 vs. Arkansas State
- » Sacks - 1.0 vs. Arkansas State

#6 **ERIC LEE JR. • So. • DB**MILTON, MASS.
VALOR CHRISTIAN HS (COLO.)**CAREER STATS**

Year	G/S	(-----Tackles-----)					Fum.		QB		
		UT	AT	TT	TFL	Sacks	C-R	BK	PBU	INT	Hry.
2015		Redshirt									
2016	8/0	1	1	2	1-1	0.0-0	0-0	0	0	0	0
2017	3/3	9	6	15	1-1	0.0-0	0-0	0	2	0	0
Totals	11/3	10	7	17	2-2	0.0-0	0-0	0	2	0	0

CAREER HONORS

- » Nebraska Scholar-Athlete Honor Roll (Spring 2015)
- » Brook Berringer Citizenship Team (2016, 2017)
- » Tom Osborne Citizenship Team (2016, 2017)

2017 SEASON NOTES

- » Had seven tackles, including a tackle for loss, in his first career start in the opener against Arkansas State

CAREER SINGLE-GAME HIGHS

- » Tackles - 7 vs. Arkansas State (2017)
- » Interceptions - 0
- » Pass Breakups - 1 at Oregon
- » Tackles for Loss - 1 at Ohio State (2016), vs. Arkansas State (2017)
- » Sacks - 0

2017 SINGLE-GAME HIGHS

- » Tackles - 7 vs. Arkansas State
- » Interceptions - 0
- » Pass Breakups - 1 at Oregon
- » Tackles for Loss - 1 vs. Arkansas State
- » Sacks: 0

2017 GAME-BY-GAME

Opponent	--Tackles--		-Sacks-		FF-FR-Yds	Int-Yds	PBU	QBH
	UT-AT-TT	TFL-Yds	No-Yds	FF-FR-Yds				
Arkansas State	5-2-7	1-1	0.0-0	0.0-0	0-0	0	0	
at Oregon	2-3-5	0-0	0.0-0	0.0-0	0-0	1	0	
Northern Illinois	2-1-3	0-0	0.0-0	0.0-0	0	1	0	
Rutgers								
at Illinois								
Wisconsin								
Ohio State								
at Purdue								
Northwestern								
at Minnesota								
at Penn State								
Iowa								
Totals	9-6-15	1-1	0.0-0	0.0-0	0-0	2	0	

#8 **STANLEY MORGAN JR. • Jr. • WR**NEW ORLEANS, LA.
ST. AUGUSTINE HS**CAREER STATS**

Year	G/S	No.	Yds.	Y/R	Y/G	Long	TDs
2015	13/3	25	304	12.2	23.4	33 at Miami	3
2016	13/9	33	453	13.7	34.8	72 at Indiana	2
2017	3/2	18	299	16.6	99.7	44 vs. Arkansas State	3
Totals	29/14	76	1,056	13.8	36.4	72 at Indiana	8

CAREER HONORS

- » BTN.com All-Freshman Team (2015)
- » Nebraska Newcomer of the Year (2015)
- » Tom Osborne Citizenship Team (2017)
- » Brook Berringer Citizenship Team (2017)

2017 GAME-BY-GAME

Opponent	Rec.	Yds	TD	Lg
Arkansas State	5	102	1	44
at Oregon	7	103	2	28
Northern Illinois	6	94	0	28
Rutgers				
at Illinois				
Wisconsin				
Ohio State				
at Purdue				
Northwestern				
at Minnesota				
at Penn State				
Iowa				
Totals	18	299	3	44

CAREER SINGLE-GAME HIGHS

- » Receptions - 7 at Oregon
- » Receiving Yards - 103 at Oregon
- » Touchdowns - 2 at Oregon

2017 SINGLE-GAME HIGHS

- » Receptions - 7 at Oregon
- » Receiving Yards - 103 at Oregon
- » Touchdowns - 2 at Oregon

2017 SEASON NOTES

- » Recorded a 44-yard touchdown reception in the opener against Arkansas State
- » Had seven receptions for 103 yards, including touchdown catches of 18 and 28 yards against Oregon
- » Set career highs in receptions, receiving yards and touchdowns against Oregon
- » Had two touchdown catches against Oregon to mark the first multiple touchdown game of his career
- » Became the 25th player in Nebraska history to surpass 1,000 career receiving yards with a six-catch, 94-yard performance against Northern Illinois

#10 **JD SPIELMAN • RFr. • WR**EDEN PRAIRIE, MINN.
EDEN PRAIRIE HS**CAREER STATS**

Receiving							
Year	G/S	No.	Yds.	Y/R	Y/G	Long	TDs
2016		Redshirt					
2017	3/1	7	125	17.9	41.7	36 vs. Northern Illinois	0
Totals	3/1	7	125	17.9	41.7	36 vs. Northern Illinois	0

Kick Returns

Year	G/S	No.	Yds.	Y/R	Y/G	Long	TDs
2016		Redshirt					
2017	3/1	4	184	46.0	61.3	99 vs. Arkansas State	1
Totals	3/1	4	184	46.0	61.3	99 vs. Arkansas State	1

CAREER HONORS

- » Nebraska Scout Team Offensive MVP (2016)
- » Nebraska Scholar-Athlete Honor Roll (Fall 2016)

2017 GAME-BY-GAME


Opponent	----- Receiving -----				----- Kick Returns -----			
	Rec.	Yds	TD	Lg	Ret.	Yds	TD	Lg
Arkansas State	2	44	0	35	1	99	1	99
at Oregon	2	29	0	23	1	11	0	11
Northern Illinois	3	52	0	36	2	74	0	50
Rutgers								
at Illinois								
Wisconsin								
Ohio State								
at Purdue								
Northwestern								
at Minnesota								
at Penn State								
Iowa								
Totals	7	125	0	36	4	184	1	99

2017 SINGLE-GAME HIGHS

- » Receptions - 3 vs. Northern Illinois
- » Receiving Yards - 52 vs. Northern Illinois
- » Receiving TDs - 0
- » Kick Return Yards - 99 vs. Arkansas State
- » Kick Return TDs - 1 vs. Arkansas State
- » All-Purpose Yards - 143 vs. Arkansas State

2017 SEASON NOTES

- » Returned a kick 99 yards for a touchdown in the opener against Arkansas State
- » Hauled in three passes for 52 yards against Northern Illinois



#12 LUKE GIFFORD • Jr. • LB

 LINCOLN, NEB.
SOUTHEAST HS

CAREER STATS

		((-----Tackles-----))					Fum.				QB
Year	G/S	UT	AT	TT	TFL	Sacks	C-R	BK	PBU	INT	Hry.
2014		Redshirt									
2015	6/0	2	5	7	1-3	0.0-0	0-0	0	0	0	0
2016	4/0	0	1	1	0-0	0.0-0	0-0	0	0	0	0
2017	3/3	11	11	22	1-4	0.5-4	0-0	0	1	0	0
Totals	13/3	13	17	30	2-7	0.5-4	0-0	0	1	0	0

CAREER HONORS

- » Three-Time Nebraska Scholar-Athlete Honor Roll
- » Brook Berringer Citizenship Team (2015, 2016, 2017)
- » Tom Osborne Citizenship Team (2015, 2016, 2017)

2017 SEASON NOTES

- » Led Nebraska with a career-high nine tackles against Arkansas State
- » Paced the Huskers with eight tackles, including a half sack, against Northern Illinois

CAREER SINGLE-GAME HIGHS

- » Tackles - 9 vs. Arkansas State (2017)
- » Tackles for Loss - 1 vs. South Alabama (2015), vs. Northern Illinois (2017)
- » Pass Breakups - 1 at Oregon (2017)
- » Sacks - 0.5 vs. Northern Illinois (2017)

2017 SINGLE-GAME HIGHS

- » Tackles - 9 vs. Arkansas State
- » Tackles for Loss - 1 vs. Northern Illinois
- » Pass Breakups - 1 at Oregon
- » Sacks - 0.5 vs. Northern Illinois

2017 GAME-BY-GAME

Opponent	--Tackles--		-Sacks-		FF-FR-Yds	Int-Yds	PBU	QBH
	UT-AT-TT	TFL-Yds	No-Yds	FF-FR-Yds				
Arkansas State	4-5-9	0-0	0.0-0	0-0-0	0-0	0	0	
at Oregon	3-2-5	0-0	0.0-0	0-0-0	0-0	1	0	
Northern Illinois	4-4-8	1-4	0.5-4	0-0-0	0-0	0	0	
Rutgers								
at Illinois								
Wisconsin								
Ohio State								
at Purdue								
Northwestern								
at Minnesota								
at Penn State								
at Iowa								
Totals	11-11-22	1-4	0.5-4	0-0-0	0-0	1	0	



#13 TANNER LEE • Jr. • QB

 DESTREHAN, LA.
JESUIT HS/TULANE

CAREER STATS

Passing								
Year	G/GS	Comp-Att-Int	Pct.	Yds.	Y/G	LP	TD	Eff.R.
2013	Redshirt at Tulane							
2014	10/10	185-336-14	55.1	1,962	196.2	74	12	107.6
2015	9/9	143-276-7	51.8	1,639	182.1	76	11	109.8
Totals	19/19	328-612-21	53.6	3,601	189.5	76	23	108.6
2016	Did Not Play - Transfer							
2017	3/3	63-120-7	52.5	789	263.0	44	5	109.8
Totals	22/22	391-732-28	53.4	4,390	199.5	76	28	108.7

CAREER HONORS

- » 2016 Nebraska Scout Team Offensive MVP

2017 SEASON NOTES

- » Completed 19 of 32 passes for 238 yards in the opener against Arkansas State, throwing two touchdowns and no interceptions
- » Scored first two rushing touchdowns of his career against Northern Illinois

CAREER HIGHS


- » Pass Attempts - 48 vs. Memphis (2014 at Tulane)
- » Pass Completions - 26 vs. Memphis (2014 at Tulane)
- » Passing Yards - 301 at East Carolina (2014 at Tulane)
- » Passing Touchdowns - 4 vs. UCF (2015 at Tulane)
- » Rushing Touchdowns - 2 vs. Northern Illinois (2017)

2017 SINGLE-GAME HIGHS

- » Pass Attempts - 47 vs. Northern Illinois
- » Pass Completions - 25 vs. Northern Illinois
- » Passing Yards - 299 Northern Illinois
- » Passing Touchdowns - 3 at Oregon
- » Rushing Touchdowns - 2 vs. Northern Illinois

2017 GAME-BY-GAME

Opponent	----- Passing -----				----- Rushing -----			
	Comp-Att-Int	Yds	TD	Lg	No.	Yds.	TD	Lg
Arkansas State	19-32-0	238	2	44	1	-7	0	0
at Oregon	19-41-4	252	3	35	3	-19	0	0
Northern Illinois	25-47-3	299	0	36	7	-18	2	4
Rutgers								
at Illinois								
Wisconsin								
Ohio State								
at Purdue								
Northwestern								
at Minnesota								
at Penn State								
at Iowa								
Totals	63-120-7	789	5	44	11	-44	2	4

#15 **DE'MORNAY PIERSON-EL • Sr. • WR/PR**ALEXANDRIA, VA.
WEST POTOMAC HS**CAREER STATS****Receiving**

Year	G/S	No.	Yds.	Y/R	Y/G	Long	TDs
2014	13/6	23	321	14.0	24.7	46 at Northwestern	4
2015	5/1	12	111	9.3	22.2	19 vs. Wisconsin	1
2016	13/6	20	254	12.7	19.5	40 vs. Purdue	1
2017	3/2	14	188	13.4	62.7	36 vs. Northern Illinois	2
Totals	34/15	69	874	12.7	25.7	46 at Northwestern	8

Punt Returns

Year	G/S	No.	Yds.	Y/R	Y/G	Long	TDs
2014	13/6	34	596	17.5	45.8	86 at Fresno State	3
2015	5/1	4	48	12.0	9.6	42 at Minnesota	0
2016	13/6	23	168	7.3	12.9	45 vs. Oregon	0
2017	3/2	5	13	2.6	4.3	10 vs. Northern Illinois	0
Totals	34/15	66	825	12.5	24.3	86 at Fresno State	3

CAREER HONORS

- » Second-Team All-American (USA Today, SI, FWAA, 2014)
- » Third-Team All-American (Athlon, 2014)
- » Nebraska Pat Clare Award (2016)
- » Freshman All-American (Scout, 247Sports, USA Today, 2014)
- » 2014 Jet Award Punt Returner of the Year
- » Honorable-Mention All-Big Ten (Media, Coaches, 2016)
- » 2x Big Ten Special Teams Player of the Week (Fresno State, Iowa, 2014)
- » NU Freshman Record - Long Punt Return, Punt Return Yards & TDs
- » NU Bowl Record for Receptions (8 vs. USC, 2014 Holiday Bowl)
- » Nebraska Special Teams MVP (2015)
- » Nebraska Scholar-Athlete Honor Roll (Fall 2014, 2016)
- » Nebraska Student-Athlete HERO Leadership Award (2015)
- » Brook Berringer Citizenship Team (2015, 2016, 2017)
- » Tom Osborne Citizenship Team (2015, 2016, 2017)

2017 GAME-BY-GAME

Opponent	----- Receiving -----				----- Punt Returns -----			
	No.	Yds	TD	Lg	No.	Yds	TD	Lg
Arkansas State	2	20	1	12	0	0	0	0
at Oregon	4	67	1	34	0	0	0	0
Northern Illinois	8	101	0	36	5	13	0	10
Rutgers								
at Illinois								
Wisconsin								
Ohio State								
at Purdue								
Northwestern								
at Minnesota								
at Penn State								
Iowa								
Totals	14	188	2	36	5	13	0	10

CAREER SINGLE-GAME HIGHS

- » Receptions – 8 vs. USC (2014 Holiday Bowl), vs. Northern Illinois (2017)
- » Receiving Yards – 102 vs. USC (2014 Holiday Bowl)
- » Receiving TDs – 1, eight times
- » Punt Return Yards – 150 at Fresno State
- » Punt Return TDs – 1, three times
- » All-Purpose Yards – 150, twice

2017 SINGLE-GAME HIGHS

- » Receptions – 8 vs. Northern Illinois
- » Receiving Yards – 101 vs. Northern Illinois
- » Receiving TDs – 1 vs. Arkansas State, at Oregon
- » Punt Return Yards – 13 vs. Northern Illinois
- » Punt Return TDs – 0
- » All-Purpose Yards – 114 vs. Northern Illinois

2017 SEASON NOTES

- » Caught two passes for 20 yards and a touchdown, while rushing for 23 yards against Arkansas State
- » Hauled in a career-high-tying eight passes for a season-high 101 yards against Northern Illinois

#18 **TRE BRYANT • So. • IB**ST. LOUIS, MO.
CHRISTIAN BROTHERS COLLEGE**CAREER STATS**

Year	G/S	Att.	Gain	Loss	Net	Y/A	Y/G	Long	TDs
2016	12/0	43	179	7	172	4.0	14.3	22 vs. Maryland	1
2017	2/2	51	304	5	299	5.9	149.5	35 vs. Arkansas State	2
Totals	14/2	94	483	12	471	5.0	33.6	35 vs. Arkansas State	3

CAREER HONORS

- » Nebraska Newcomer of the Year (2016)
- » Brook Berringer Citizenship Team (2017)
- » Tom Osborne Citizenship Team (2017)

2017 GAME-BY-GAME

Opponent	No.	Yds	TD	Lg
Arkansas State	31	192	1	35
at Oregon	20	107	1	25
Northern Illinois	--	Did Not Play Due to Injury --		
Rutgers				
at Illinois				
Wisconsin				
Ohio State				
at Purdue				
Northwestern				
at Minnesota				
at Penn State				
Iowa				
Totals	51	299	2	35

CAREER SINGLE-GAME HIGHS

- » Rushes – 31 vs. Arkansas State (2017)
- » Rushing Yards – 192 vs. Arkansas State (2017)
- » Rushing TDs – 1 vs. Fresno State (2016), vs. Arkansas State (2017), at Oregon (2017)
- » Receiving TDs – 1 vs. Minnesota (2016)
- » Kick Return Yards – 124 at Ohio State (2016)
- » Kick Return TDs – 0
- » All-Purpose Yards – 192 vs. Arkansas State (2017)

2017 SINGLE-GAME HIGHS

- » Rushes – 31 vs. Arkansas State
- » Rushing Yards – 192 vs. Arkansas State
- » Rushing TDs – 1 vs. Arkansas State, at Oregon
- » All-Purpose Yards – 192 vs. Arkansas State

2017 SEASON NOTES

- » Ran for a career-high 192 yards on 31 carries with a touchdown against Arkansas State
- » Bryant's 107-yard game against Oregon gave him back-to-back 100-yard rushing games. He became the first Husker to post back-to-back 100-yard rushing games to open a season since Ameer Abdullah in 2013.



#21 LAMAR JACKSON • So. • DB

 ELK GROVE, CALIF.
FRANKLIN HS

CAREER STATS

Year	G/S	-----Tackles-----					Fum.		QB
		UT	AT	TT	TFL	Sacks	C-R	BK	
2016	13/1	14	3	17	2-14	1.0-11	0-0	0	0
2017	3/3	7	3	10	0-0	0.0-0	0-0	0	1
Totals	16/4	21	6	27	2-14	1.0-11	0-0	0	1

CAREER SINGLE-GAME HIGHS

- » Tackles - 5 vs. Fresno State (2016), vs. Arkansas State (2017)
- » Tackles for Loss - 2 vs. Fresno State (2016)
- » Pass Breakups - 1 vs. Arkansas State (2017)
- » Interceptions - 0

2017 SINGLE-GAME HIGHS

- » Tackles - 5 vs. Arkansas State
- » Tackles for Loss - 0
- » Tackles for Loss - 0
- » Pass Breakups - 1 vs. Arkansas State
- » Interceptions - 0

2017 GAME-BY-GAME

Opponent	--Tackles-- UT-AT-TT	TFL-Yds	-Sacks- No-Yds	FF-FR-Yds	Int-Yds	PBU	QBH
Arkansas State	5-0-5	0-0	0.0-0	0-0-0	0-0	1	0
at Oregon	1-2-3	0-0	0.0-0	0-0-0	0-0	0	0
Northern Illinois	1-1-2	0-0	0.0-0	0-0-0	0-0	0	0
Rutgers							
at Illinois							
Wisconsin							
Ohio State							
at Purdue							
Northwestern							
at Minnesota							
at Penn State							
Iowa							
Totals	7-3-10	0-0	0.0-0	0-0-0	0-0	1	0



#21 MIKALE WILBON • Jr. • IB

 CHICAGO, ILL.
DE LA SALLE INSTITUTE

CAREER STATS

Year	G/S	Att.	Gain	Loss	Net	Y/A	Y/G	Long	TDs
2014									
2015	4/0	9	42	7	35	3.9	8.8	19 vs. South Alabama	0
2016	10/0	15	91	2	89	5.9	8.9	32 at Northwestern	0
2017	3/1	29	122	9	113	3.9	37.7	25 vs. Northern Illinois	2
Totals	17/1	53	255	18	237	4.5	13.9	32 at Northwestern	2

CAREER HONORS

- » 2014 Nebraska Offensive Scout Team MVP

2017 SEASON NOTES

- » Scored first career touchdown on a seven-yard run against Arkansas State
- » Ran for 90 yards on 24 carries in his first-career start against Northern Illinois

CAREER SINGLE-GAME HIGHS

- » Rushes - 24 vs. Northern Illinois (2017)
- » Rushing Yards - 90 vs. Northern Illinois (2017)
- » Rushing Touchdowns - 1 vs. Arkansas State (2017), at Oregon (2017)

2017 SINGLE-GAME HIGHS

- » Rushes - 24 vs. Northern Illinois
- » Rushing Yards - 90 vs. Northern Illinois
- » Rushing Touchdowns - 1 vs. Arkansas State, at Oregon

2017 GAME-BY-GAME

Opponent	----- Rushing -----				----- Receiving -----			
	No.	Yds	TD	Lg	No.	Yds	TD	Lg
Arkansas State	2	15	1	8	3	7	0	6
at Oregon	3	8	1	4	1	4	0	4
Northern Illinois	24	90	0	25	3	14	0	11
Rutgers								
at Illinois								
Wisconsin								
Ohio State								
at Purdue								
Northwestern								
at Minnesota								
at Penn State								
Iowa								
Totals	29	113	2	25	7	25	0	11



#22 ALEX DAVIS • So. • LB

 RIVIERA BEACH, FLA.
DWYER HS

CAREER STATS

Year	G/S	-----Tackles-----					Fum.		QB
		UT	AT	TT	TFL	Sacks	C-R	BK	
2015									
2016	13/0	0	2	2	0-0	0.0-0	0-0	0	0
2017	3/0	1	1	2	1-3	0.5-3	0-0	0	0
Totals	16/0	1	3	4	1-3	0.5-3	0-0	0	0

CAREER HONORS

- » Scout Team Defensive MVP (2015)
- » Nebraska Scholar-Athlete Honor Roll (Spring 2016)
- » Brook Berringer Citizenship Team (2016, 2017)
- » Tom Osborne Citizenship Team (2016, 2017)

2017 SEASON NOTES

- » Recorded a half sack against Northern Illinois

CAREER SINGLE-GAME HIGHS

- » Tackles - 1 four times
- » Tackles for Loss - 1 vs. Northern Illinois (2017)
- » Sacks - 0.5 vs. Northern Illinois (2017)

2017 SINGLE-GAME HIGHS

- » Tackles - 1 vs. Arkansas State, vs. Northern Illinois
- » Tackles for Loss - 1 vs. Northern Illinois
- » Sacks - 0.5 vs. Northern Illinois

2017 GAME-BY-GAME

Opponent	--Tackles-- UT-AT-TT	TFL-Yds	-Sacks- No-Yds	FF-FR-Yds	Int-Yds	PBU	QBH
Arkansas State	1-0-1	0-0	0.0-0	0-0-0	0-0	0	0
at Oregon	0-0-0	0-0	0.0-0	0-0-0	0-0	0	0
Northern Illinois	0-1-1	1-3	0.5-3	0-0-0	0-0	0	0
Rutgers							
at Illinois							
Wisconsin							
Ohio State							
at Purdue							
Northwestern							
at Minnesota							
at Penn State							
Iowa							
Totals	1-1-2	1-3	0.5-3	0-0-0	0-0	0	0



#22 DEVINE OZIGBO • Jr. • IB

SACHSE, TEXAS
SACHSE HS

CAREER STATS

Year	G/S	Att.	Gain	Loss	Net	Y/A	Y/G	Long	TDs
2015	11/0	38	212	3	209	5.5	19.0	31 at Illinois	1
2016	11/1	97	429	17	412	4.2	37.5	42 vs. Tennessee	5
2017	1/0	2	8	0	8	4.0	8.0	8 vs. Northern Illinois	0
Totals	23/1	137	649	20	629	4.6	27.3	42 vs. Tennessee	6

CAREER HONORS

» Nebraska Scholar-Athlete Honor Roll (Fall 2016)

CAREER SINGLE-GAME HIGHS

» Rushes - 21 vs. Oregon (2016)
 » Rushing Yards - 103 vs. Fresno State (2016)
 » Rushing Touchdowns - 2 vs. Fresno State (2016)

2017 GAME-BY-GAME

Opponent	----- Rushing -----				----- Receiving -----			
	No.	Yds	TD	Lg	No.	Yds	TD	Lg
Arkansas State	-- Did Not Play --							
at Oregon	-- Did Not Play --							
Northern Illinois	2	8	0	8	0	0	0	0
Rutgers								
at Illinois								
Wisconsin								
Ohio State								
at Purdue								
Northwestern								
at Minnesota								
at Penn State								
Iowa								
Totals	2	8	0	8	0	0	0	0

2017 SINGLE-GAME HIGHS

» Rushes - 2 vs. Northern Illinois
 » Rushing Yards - 8 vs. Northern Illinois
 » Rushing Touchdowns - 0



#23 DICAPRIO BOOTLE • RFr. • DB

MIAMI, FLA.
SOUTHRIDGE HS

CAREER STATS

Year	G/S	(-----Tackles-----)				Fum.				QB	
		UT	AT	TT	TFL	Sacks	C-R	BK	PBU	INT	Hry.
2016		Redshirt									
2017	3/0	6	1	7	0-0	0.0-0	0-0	0	0	0	0
Totals	3/0	6	1	7	0-0	0.0-0	0-0	0	0	0	0

CAREER HONORS

» Nebraska Scholar-Athlete Honor Roll (Fall 2015)

2017 SEASON NOTES

» Recorded a career-high four tackles against Oregon

2017 SINGLE-GAME HIGHS

» Tackles - 4 at Oregon
 » Tackles for Loss - 0
 » Sacks - 0
 » Pass Breakups - 0
 » Interceptions - 0

2017 GAME-BY-GAME

Opponent	--Tackles--		-Sacks-		FF-FR-Yds	Int-Yds	PBU	QBH
	UT-AT-TT	TFL-Yds	No-Yds					
Arkansas State	2-0-2	0-0	0.0-0		0-0-0	0-0	0	0
at Oregon	4-0-4	0-0	0.0-0		0-0-0	0-0	0	0
Northern Illinois	0-1-1	0-0	0.0-0		0-0-0	0-0	0	0
Rutgers								
at Illinois								
Wisconsin								
Ohio State								
at Purdue								
Northwestern								
at Minnesota								
at Penn State								
Iowa								
Totals	6-1-7	0-0	0.0-0		0-0-0	0-0	0	0



#24 AARON WILLIAMS • Jr. • DB

ATLANTA, GA.
CARVER HS

CAREER STATS

Year	G/S	Tackles					Fum.		QB Hry.
		UT	AT	TT	TFL	Sacks	C-R	BK	
2015	13/3	17	7	24	3-9	0.0-0	0-0	0	0
2016	13/11	32	30	62	6-22	2.0-18	0-0	0	7
2017	3/3	11	12	23	1-4	0.0-0	1-0	0	1
Totals	29/17	60	49	109	10-35	2.0-18	1-0	0	8

CAREER HONORS

» Nebraska Scholar-Athlete Honor Roll (Spring 2015)

2017 SEASON NOTES

» Made six tackles and had a pass breakup against Arkansas State
 » Had a career-high 12 tackles and first fumble recovery against Oregon

CAREER SINGLE-GAME HIGHS

» Tackles - 12 at Oregon (2017)
 » Tackles for Loss - 1, nine times
 » Sacks - 1.0 at Indiana (2016), vs. Maryland (2016)
 » Pass Breakups - 2 vs. Maryland (2016)
 » Interceptions - 1 vs. Wyoming, at Northwestern, at Indiana (2016), at Oregon (2017)
 » Fumble Recovery - 1 at Oregon

2017 SINGLE-GAME HIGHS

» Tackles - 12 at Oregon
 » Tackles for Loss - 1 vs. Northern Illinois
 » Sacks - 0
 » Pass Breakups - 1 vs. Arkansas State
 » Interceptions - 1 at Oregon
 » Fumble Recovery - 1 at Oregon

2017 GAME-BY-GAME

Opponent	Tackles		Sacks		FF-FR-Yds	Int-Yds	PBU	QBH
	UT-AT-TT	TFL-Yds	No-Yds	FF-FR-Yds				
Arkansas State	3-3-6	0-0	0.0-0	0-0-0	0-0	0	0	0
at Oregon	6-6-12	0-0	0.0-0	0-1-0	1-27	0	0	0
Northern Illinois	2-3-5	1-4	0.0-0	0-0-0	0-0	0	0	0
Rutgers								
at Illinois								
Wisconsin								
Ohio State								
at Purdue								
Northwestern								
at Minnesota								
at Penn State								
Iowa								
Totals	11-12-23	1-4	0.0-0	0-1-0	1-27	1	0	0



#25 ANTONIO REED • Jr. • DB

MEMPHIS, TENN.
SOUTHAVEN HS (MISS.)

CAREER STATS

Year	G/S	Tackles					Fum.		QB Hry.
		UT	AT	TT	TFL	Sacks	C-R	BK	
2015	13/0	9	1	10	0-0	0.0-0	2-0	0	0
2016	12/1	14	8	22	0-0	0.0-0	0-0	0	2
2017	3/1	7	6	13	2-5	0.0-0	1-0	0	0
Totals	28/2	30	15	45	2-5	0.0-0	3-0	0	2

CAREER HONORS

» Brook Berringer Citizenship Team (2017)
 » Tom Osborne Citizenship Team (2017)

CAREER SINGLE-GAME HIGHS

» Tackles - 5 four times
 » Pass Breakups - 1, vs. Purdue, Maryland (2016)
 » Forced Fumbles - 1 at Oregon (2017)

2017 SINGLE-GAME HIGHS

» Tackles - 5 at Oregon, vs. Northern Illinois
 » Tackles for Loss - 1 at Oregon, vs. Northern Illinois
 » Sacks - 0
 » Pass Breakups - 0
 » Interceptions - 0
 » Forced Fumbles - 1 at Oregon

2017 SEASON NOTES

» Posted career highs with five tackles in both the Oregon and Northern Illinois games

2017 GAME-BY-GAME

Opponent	Tackles		Sacks		FF-FR-Yds	Int-Yds	PBU	QBH
	UT-AT-TT	TFL-Yds	No-Yds	FF-FR-Yds				
Arkansas State	2-1-3	0-0	0.0-0	0-0-0	0-0	0	0	0
at Oregon	2-3-5	1-4	0.0-0	1-0-0	0-0	0	0	0
Northern Illinois	3-2-5	1-1	0.0-0	0-0-0	0-0	0	0	0
Rutgers								
at Illinois								
Wisconsin								
Ohio State								
at Purdue								
Northwestern								
at Minnesota								
at Penn State								
Iowa								
Totals	7-6-13	2-5	0.0-0	1-0-0	0-0	0	0	0

#34 **DREW BROWN • Sr. • PK**SOUTHLAKE, TEXAS
SOUTHLAKE CARROLL HS**CAREER STATS**

Year	G/S	PAT	FG	Pct.	TP	PPG	0-19	20-29	30-39	40-49	50+	Lg
2014	13/13	59/59	14/21	66.7	101	7.8	1-1	4-5	7-8	2-6	0-1	44
2015	13/13	45/47	21/27	77.8	107	8.2	0-0	6-7	2-3	12-14	1-3	50
2016	13/13	38/38	12/14	85.7	74	5.7	0-0	4-4	4-4	3-4	1-2	51
2017	3/3	12/12	3/4	75.0	21	7.0	0-0	1-1	1-2	1-1	0-0	41
Totals	42/42	154/156	50/66	75.0	303	7.2	1-1	15-17	14-17	18-25	2-6	51

2017 SEASON NOTES

» Made a pair of field goals, including a 41-yarder, in the opener against Arkansas State

2017 GAME-BY-GAME

Opponent	XP-ATT	FG-ATT	Lg	Blk	Pts
Arkansas State	5-5	2-2	41	0	11
at Oregon	5-5	0-0	0	0	5
Northern Illinois	2-2	1-2	36	1	5
Rutgers					
at Illinois					
Wisconsin					
Ohio State					
at Purdue					
Northwestern					
at Minnesota					
at Penn State					
Iowa					
Totals	12-12	3-4	41	0	21

CAREER HONORS

» Wuerffel Trophy Watch List (2016)
 » Allstate AFCA Good Works Team Watch List (2016)
 » Lou Groza Award Watch List (2016)
 » Second-Team All-Big Ten (Media, Associated Press, 2015)
 » Honorable-Mention All-Big Ten (Coaches, 2015; Media, 2016)
 » NCAA Record for Field Goals in a Half, Tied Record (5, 1st Half vs. Southern Miss)
 » Memorial Stadium Record for Most Field Goals, Tied Record (5 vs. Southern Miss)
 » Nebraska Sophomore Record for Season Field Goals (21 in 2015)
 » Nebraska Freshman Scoring Record (101 in 2015)
 » Nebraska Scholar-Athlete Honor Roll (Fall 2014; Spring 2016, 2017)
 » Brook Berringer Citizenship Team (2015, 2016, 2017)
 » Tom Osborne Citizenship Team (2015, 2016, 2017)

CAREER SINGLE-GAME HIGHS

» FGs – 5 vs. Southern Miss (2015)
 » Long FG – 51 vs. Purdue (2016)
 » PATs – 7 at Fresno State (2014), vs. Wyoming (2016)

2017 SINGLE-GAME HIGHS

» FGs – 2 vs. Arkansas State
 » Long FG – 41 vs. Arkansas State
 » PATs – 5 vs. Arkansas State, at Oregon

#35 **CALEB LIGHTBOURN • So. • P**WASHOUGAL, WASH.
CAMAS HS**CAREER STATS**

Year	G/S	No.	Yds.	Avg.	Long	TB	FC	I20	50+	Blk.
2016	12/12	65	2,578	39.7	58	5	18	21	10	0
2017	3/3	18	778	43.2	55	1	6	6	6	0
Totals	15/15	83	3,356	40.4	58	6	24	27	16	0

CAREER HONORS

» Big Ten Freshman of the Week (vs. Oregon, 2016)
 » Nebraska Scholar-Athlete Honor Roll (Fall 2016)
 » Brook Berringer Citizenship Team (2017)
 » Tom Osborne Citizenship Team (2017)

2017 GAME-BY-GAME

Opponent	No.	Yds	Avg	Lg	Blkd	TB	I20
Arkansas State	5	212	42.4	54	0	0	3
at Oregon	7	282	40.3	46	0	0	3
Northern Illinois	6	284	47.3	55	0	1	0
Rutgers							
at Illinois							
Wisconsin							
Ohio State							
at Purdue							
Northwestern							
at Minnesota							
at Penn State							
Iowa							
Totals	18	778	43.2	55	0	1	6

CAREER SINGLE-GAME HIGHS


» Punts – 10 at Iowa (2016)
 » Punting Average – 47.3 vs. Northern Illinois (2017)
 » Inside 20 – 3, seven times

2017 SINGLE-GAME HIGHS

» Long Punt – 55 vs. Northern Illinois
 » Single-Game Average – 47.3 vs. Northern Illinois
 » Punts Downed Inside Opponent 20 – 3 vs. Arkansas State, at Oregon

2017 SEASON NOTES

» Recorded punts inside the 20 three times in each of the first two games this season
 » Averaged a career-high 47.3-yard average on six punts against Northern Illinois, marking his career best, while recording four punts over 50 yards

#41 **LUKE MCNITT • Sr. • FB**KEARNEY, NEB.
NEBRASKA-KEARNEY/KEARNEY HS**CAREER STATS**

Year	G/S	Att.	Gain	Loss	Net	Y/A	Y/G	Long	TDs
2014									
2015	5/0	0	0	0	0	0.0	0.0	0	0
2016	13/3	2	4	0	4	2.0	0.3	2 vs. Iowa	0
2017	3/0	3	6	0	6	2.0	2.0	4 vs. Northern Illinois	0
Totals	21/3	5	10	0	10	2.0	0.5	4 vs. Northern Illinois	0

CAREER HONORS

» Academic All-Big Ten (2015, 2016)
 » Nebraska Lifter of the Year (2016)
 » Nebraska Scholar-Athlete Honor Roll (Spring 2017)
 » Brook Berringer Citizenship Team (2017)
 » Tom Osborne Citizenship Team (2017)

CAREER HIGHS

» Rushes - 2 vs. Iowa (2016)
 » Rushing Yards – 4 vs. Iowa (2016), vs. Northern Illinois (2017)

2017 SINGLE-GAME HIGHS

» Rushes - 1 vs. Arkansas State, at Oregon, vs. Northern Illinois
 » Rushing Yards – 4 vs. Northern Illinois
 » Single Game High Tackles – 2 vs. Arkansas State

» Season Total Tackles – 2

2017 GAME-BY-GAME

Opponent	Rushing				Receiving			
	No.	Yds	TD	Lg	No.	Yds	TD	Lg
Arkansas State	1	0	0	0	1	11	0	11
at Oregon	1	2	0	2	0	0	0	0
Northern Illinois	1	4	0	4	0	0	0	0
Rutgers								
at Illinois								
Wisconsin								
Ohio State								
at Purdue								
Northwestern								
at Minnesota								
at Penn State								
Iowa								
Totals	3	6	0	4	1	11	0	11



#43 TYRIN FERGUSON • So. • LB

NEW ORLEANS, LA.
EDNA KARR HS

CAREER STATS

Year	G/S	Tackles				Sacks	Fum.		BK	PBU	INT	QB Hry.
		UT	AT	TT	TFL		C-R					
2015	10/0	3	2	5	0-0	0.0-0	0-0	0	0	0	0	0
2016		Redshirt										
2017	3/0	1	2	3	0-0	0.0-0	0-0	0	0	0	1	0
Totals	13/0	4	4	8	0-0	0.0-0	0-0	0	0	0	1	0

CAREER HONORS

- » Brook Berringer Citizenship Team (2016, 2017)
- » Tom Osborne Citizenship Team (2016, 2017)

2017 SEASON NOTES

- » Recorded first career interception in opener against Arkansas State

CAREER HIGHS


- » Tackles - 2 vs. Northern Illinois (2017)
- » Interceptions - 1 vs. Arkansas State (2017)

2017 SINGLE-GAME HIGHS

- » Tackles - 2 vs. Northern Illinois
- » Tackles for Loss - 0
- » Sacks - 0
- » Interceptions - 1 vs. Arkansas State

2017 GAME-BY-GAME

Opponent	Tackles		Sacks		FF-FR-Yds	Int-Yds	PBU	QBH
	UT	AT	UT	AT				
Arkansas State	0-0	0	0-0	0	0-0-0	1-0	0	0
at Oregon	0-1	1	0-0	0	0-0-0	0-0	0	0
Northern Illinois	1-1	2	0-0	0	0-0-0	0-0	0	0
Rutgers								
at Illinois								
Wisconsin								
Ohio State								
at Purdue								
Northwestern								
at Minnesota								
at Penn State								
Iowa								
Totals	1-2	3	0-0	0	0-0-0	1-0	0	0



#44 MICK STOLTENBERG • Jr. • DL

GRETNA, NEB.
GRETNA HS

CAREER STATS

		Tackles					Fum.					QB
Year	G/S	UT	AT	TT	TFL	Sacks	C-R	BK	PBU	INT	Hry.	
2014		Redshirt										
2015	9/0	2	0	2	1-6	1.0-6	0-1	0	0	0	0	
2016	12/9	9	16	25	3-6	1.5-5	0-0	0	0	0	1	
2017	3/3	3	5	8	1-1	0.0-0	0-0	0	0	0	1	
Totals	24/12	14	21	35	5-13	2.5-11	0-1	0	0	0	2	

CAREER HONORS

- » Academic All-Big Ten (2016)
- » CoSIDA Academic All-District VII (2016)
- » Five-Time Nebraska Scholar-Athlete Honor Roll
- » Tom Osborne Citizenship Team (2017)
- » Brook Berringer Citizenship Team (2017)

CAREER SINGLE-GAME HIGHS

- » Tackles - 6 at Wisconsin (2016)
- » Tackles for Loss - 2 at Northwestern (2016)
- » Sacks - 1 vs. South Alabama (2015), at Wisconsin (2016)

2017 SINGLE-GAME HIGHS

- » Tackles - 5 at Oregon
- » Tackles for Loss - 1 vs. Northern Illinois
- » Sacks - 0

2017 GAME-BY-GAME

Opponent	Tackles		Sacks		FF-FR-Yds	Int-Yds	PBU	QBH
	UT	AT	UT	AT				
Arkansas State	0-2	2	0-0	0	0-0-0	0-0	0	1
at Oregon	3-2	5	0-0	0	0-0-0	0-0	0	0
Northern Illinois	0-1	1	0-0	0	0-0-0	0-0	0	0
Rutgers								
at Illinois								
Wisconsin								
Ohio State								
at Purdue								
Northwestern								
at Minnesota								
at Penn State								
Iowa								
Totals	3-5	8	1-1	0	0-0-0	0-0	0	1



#46 JOSHUA KALU • Sr. • DB

HOUSTON, TEXAS
ALIEF TAYLOR HS

CAREER STATS

Year	G/S	-----Tackles-----				Fum.		QB Hry.
		UT	AT	TT	TFL	Sacks	C-R	
2014	13/2	20	7	27	1-1	0.0-0	2-1	0
2015	13/13	51	24	75	5-27	1.0-8	0-0	1
2016	13/13	48	18	66	3-8	1.0-6	0-0	1
2017	2/2	5	2	7	0-0	0.0-0	0-0	0
Totals	41/30	124	51	175	9-36	2.0-14	2-1	2

CAREER HONORS

- » Lott IMPACT Trophy Quarterfinalist (2016)
- » Honorable-Mention All-Big Ten (Coaches, 2015)
- » Academic All-Big Ten (2015)
- » Nebraska Scholar-Athlete Honor Roll (Spring 2015, 2017)
- » Brook Berringer Citizenship Team (2015, 2016, 2017)
- » Tom Osborne Citizenship Team (2015, 2016, 2017)

2017 GAME-BY-GAME

Opponent	--Tackles--		-Sacks-		FF-FR-Yds	Int-Yds	PBU	QBH
	UT-AT-TT	TFL-Yds	No-Yds					
Arkansas State	4-2-6	0-0	0.0-0	0-0-0	1-0	1	0	
at Oregon	1-0-1	0-0	0.0-0	0-0-0	0-0	0	0	
Northern Illinois	-- Did Not Play Due to Injury --							
Rutgers								
at Illinois								
Wisconsin								
Ohio State								
at Purdue								
Northwestern								
at Minnesota								
at Penn State								
Iowa								
Totals	5-2-7	0-0	0.0-0	0-0-0	1-0	1	0	

2017 SEASON NOTES

- » Recorded six tackles, an interception and a pass breakup in the opener against Arkansas State

CAREER SINGLE-GAME HIGHS

- » Tackles - 9 vs. BYU, vs. Wisconsin (2015), at Ohio State (2016)
- » Tackles for Loss - 2 vs. BYU (2015)
- » Pass Breakups - 4 vs. Wisconsin (2015)
- » Interceptions - 1, six times
- » Long Interception Return - 41 yards (TD) at Minnesota (2015)

2017 SINGLE-GAME HIGHS

- » Tackles - 6 vs. Arkansas State
- » Tackles for Loss - 0
- » Sacks - 0
- » Pass Breakups - 1 vs. Arkansas State
- » Interceptions - 1 vs. Arkansas State



#49 CHRIS WEBER • Sr. • LB

ELKHORN, NEB.
ELKHORN HS

CAREER STATS

		(------Tackles-----)					Fum.				QB
Year	G/S	UT	AT	TT	TFL	Sacks	C-R	BK	PBU	INT	Hry.
2013		Redshirt									
2014	13/0	3	3	6	0-0	0.0-0	0-0	0	0	0	0
2015	10/4	19	30	49	5-10	0.0-0	0-1	0	2	0	2
2016	13/0	5	12	17	1-1	0.0-0	0-0	0	0	0	0
2017	3/3	9	10	19	2-9	0.0-0	0-0	0	0	0	0
Totals	39/7	36	55	91	8-20	0.0-0	0-1	0	2	0	2

CAREER HONORS

- » Big Ten Distinguished Scholar (2015, 2016, 2017)
- » CoSIDA Academic All-District VII (2015, 2016)
- » Academic All-Big Ten (2014, 2015, 2016)
- » Nebraska Walk-on of the Year (2015)
- » Eight-Time Nebraska Scholar-Athlete Honor Roll
- » Brook Berringer Citizenship Team (2014, 2015, 2016, 2017)
- » Tom Osborne Citizenship Team (2014, 2015, 2016, 2017)

2017 GAME-BY-GAME

	--Tackles--		-Sacks-				
Opponent	UT-AT-TT	TFL-Yds	No-Yds	FF-FR-Yds	Int-Yds	PBU	QBH
Arkansas State	2-3-5	0-0	0.0-0	0-0-0	0-0	0	0
at Oregon	5-5-10	1-5	0.0-0	0-0-0	0-0	0	0
Northern Illinois	2-2-4	1-4	0.0-0	0-0-0	0-0	0	0
Rutgers							
at Illinois							
Wisconsin							
Ohio State							
at Purdue							
Northwestern							
at Minnesota							
at Penn State							
Iowa							
Totals	9-10-19	2-9	0.0-0	0-0-0	0-0	0	0

CAREER SINGLE-GAME HIGHS

- » Tackles - 17 at Illinois (2015)
- » Tackles for Loss - 3 at Illinois (2015)
- » Sacks - 0

2017 SINGLE-GAME HIGHS

- » Tackles - 10 at Oregon
- » Tackles for Loss - 1 at Oregon
- » Sacks - 0



#62 COLE CONRAD • Jr. • OL


FREMONT, NEB.
ARCHBISHOP BERGAN HS

CAREER STATS

- » Games Played - 16 (13 in 2016; 3 in 2017)
- » Games Started - 8 (5 in 2016; 3 in 2017)

CAREER HONORS

- » Academic All-Big Ten (2016)
- » Nebraska Scholar-Athlete Honor Roll (Spring 2016; Fall 2015)



#63 TANNER FARMER • Jr. • OL

HIGHLAND, ILL.
HIGHLAND HS

CAREER STATS

- » Games Played - 14 (11 in 2016; 3 in 2017)
- » Games Started - 14 (11 in 2016; 3 in 2017)

CAREER HONORS

- » Nebraska Sam Foltz Hero 27 Leadership Award (2017)
- » Brook Berringer Citizenship Team (2016, 2017)
- » Tom Osborne Citizenship Team (2016, 2017)



#67 JERALD FOSTER • Jr. • OL

LINCOLN, NEB.
SOUTHEAST HS

CAREER STATS

- » Games Played - 20 (13 in 2015; 4 in 2016; 3 in 2017)
- » Games Started - 7 (4 in 2016; 3 in 2017)

CAREER HONORS

- » Academic All-Big Ten (2016)
- » Six-Time Nebraska Scholar-Athlete Honor Roll
- » Nebraska Sam Foltz Hero 27 Leadership Award (2017)
- » Brook Berringer Citizenship Team (2015, 2016, 2017)
- » Tom Osborne Citizenship Team (2015, 2016, 2017)



#68 NICK GATES • Jr. • OL

LAS VEGAS, NEV.
BISHOP GORMAN HS

CAREER STATS

- » Games Played - 26 (10 in 2015; 13 in 2016; 3 in 2017)
- » Games Started - 26 (10 in 2015; 13 in 2016; 3 in 2017)

CAREER HONORS

- » Third-Team All-Big Ten (Media, 2016)
- » Honorable-Mention All-Big Ten (Coaches, 2016)
- » Big Ten All-Freshman Team (BTN.com, ESPN.com)
- » BTN All-Bowl Team (2015)
- » Nebraska Scholar-Athlete Honor Roll (Fall 2015; Spring 2017)
- » Brook Berringer Citizenship Team (2016, 2017)
- » Tom Osborne Citizenship Team (2016, 2017)



#71 MATT FARNIOK • RFr. • OL

SIOUX FALLS, S.D.
WASHINGTON HS

CAREER STATS

- » Games Played - 3 (2017)
- » Games Started - 2 (2017)

CAREER HONORS

- » Nebraska Scholar-Athlete Honor Roll (Fall 2016; Spring 2017)

2017 SEASON NOTES

- » Made his first career start at Oregon



#77 DAVID KNEVEL • Sr. • OL


BRANTFORD, ONTARIO, CANADA
PAULINE JOHNSON COLLEGIATE

CAREER STATS

- » Games Played - 24 (4 in 2014; 9 in 2015; 10 in 2016; 1 in 2017)
- » Games Started - 11 (10 in 2016; 1 in 2017)

CAREER HONORS

- » Academic All-Big Ten (2016)
- » Nebraska Scholar-Athlete Honor Roll (Fall 2014; Spring 2016)
- » Brook Berringer Citizenship Team (2014, 2015, 2016, 2017)
- » Tom Osborne Citizenship Team (2014, 2015, 2016, 2017)



#88 TYLER HOPPES • Sr. • TE

LINCOLN, NEB.
SOUTHWEST HS/WAYNE STATE

CAREER STATS

Year	G/S	No.	Yds.	Y/R	Y/G	Long	TDs
2014	Did Not Play - Transfer						
2015	0/0	0	0	0.0	0.0	0	0
2016	10/0	0	0	0.0	0.0	0	0
2017	3/3	7	94	13.4	31.3	35 at Oregon	0
Totals	13/3	7	94	13.4	7.2	35 at Oregon	0

CAREER HONORS

- » Academic All-Big Ten (2016)
- » Five-Time Nebraska Scholar-Athlete Honor Roll
- » Brook Berringer Citizenship Team (2017)
- » Tom Osborne Citizenship Team (2017)

2017 SINGLE-GAME HIGHS

- » Receptions - 3 vs. Arkansas State
- » Receiving Yards - 40 vs. Arkansas State
- » Touchdowns - 0

2017 SEASON NOTES

- » Hauled in three passes for 40 yards in his first career start in the opener against Arkansas State
- » Had a career-high 35-yard catch against Oregon

2017 GAME-BY-GAME

Opponent	Rec.	Yds	TD	Lg
Arkansas State	3	40	0	19
at Oregon	2	37	0	35
Northern Illinois	2	17	0	11
Rutgers				
at Illinois				
Wisconsin				
Ohio State				
at Purdue				
Northwestern				
at Minnesota				
at Penn State				
Iowa				
Totals	7	94	0	35



#91 FREEDOM AKINMOLADUN • Jr. • DE

GRANDVIEW, MO.
GRANDVIEW HS

CAREER STATS

(-----Tackles-----)										
Year	G/S	UT	AT	TT	TFL	Sacks	Fum. C-R	BK	PBU	QB Hry.
2014		Redshirt								
2015	11/4	11	10	21	7-45	4.5-36	0-0	0	0	4
2016	13/13	15	17	32	5-30	4.0-28	1-0	0	0	10
2017	3/3	4	2	6	0-0	0.0-0	0-0	1	0	1
Totals	27/20	30	29	59	12-75	8.5-64	1-0	1	0	15

CAREER HONORS

- » Academic All-Big Ten (2015, 2016)
- » Big Ten All-Freshman Team (BTN.com, ESPN.com)
- » Nebraska Scholar-Athlete Honor Roll (Fall 2014; Spring 2015)
- » Nebraska Student-Athlete HERO Leadership Award (2015, 2016)
- » Brook Berringer Citizenship Team (2015, 2016, 2017)
- » Tom Osborne Citizenship Team (2015, 2016, 2017)

CAREER SINGLE-GAME HIGHS


- » Tackles - 6 at Miami
- » Tackles for Loss - 2, three times
- » Sacks - 2.0 vs. Southern Miss (2015), vs. Maryland (2016)

2017 SINGLE-GAME HIGHS

- » Tackles - 4 vs. Northern Illinois
- » Pass Breakups - 1 vs. Arkansas State
- » Quarterback Hury - 1 vs. Arkansas State
- » Tackles for Loss - 0
- » Sacks - 0

2017 GAME-BY-GAME

Opponent	--Tackles-- UT-AT-TT	TFL-Yds	-Sacks- No-Yds	FF-FR-Yds	Int-Yds	PBU	QBH
Arkansas State	1-1-2	0-0	0.0-0	0-0-0	0-0	1	1
at Oregon	0-0-0	0-0	0.0-0	0-0-0	0-0	0	0
Northern Illinois	3-1-4	0-0	0.0-0	0-0-0	0-0	0	0
Rutgers							
at Illinois							
Wisconsin							
Ohio State							
at Purdue							
Northwestern							
at Minnesota							
at Penn State							
Iowa							
Totals	4-2-6	0-0	0.0-0	0-0-0	0-0	1	1

#94 **KHALIL DAVIS • So. • DL**BLUE SPRINGS, MO.
BLUE SPRINGS HS**CAREER STATS**

		-----Tackles-----)					Fum.				QB
Year	G/S	UT	AT	TT	TFL	Sacks	C-R	BK	PBU	INT	Hry.
2015		Redshirt									
2016	12/0	4	1	5	2-4	0.0-0	0-0	0	0	0	0
2017	3/0	1	2	3	2-9	0.5-3	1-0	0	1	0	1
Totals	15/0	5	3	8	4-13	0.5-3	1-0	0	1	0	1

2017 GAME-BY-GAME

Opponent	--Tackles--		-Sacks-		FF-FR-Yds	Int-Yds	PBU	QBH
	UT-AT-TT	TFL-Yds	No-Yds	No-Yds				
Arkansas State	0-0-0	0-0	0.0-0	0.0-0	0-0-0	0-0	0	1
at Oregon	0-0-0	0-0	0.0-0	0.0-0	0-0-0	0-0	0	0
Northern Illinois	1-2-3	2-9	0.5-3	1-0-0	0-0	0-0	1	0
Rutgers								
at Illinois								
Wisconsin								
Ohio State								
at Purdue								
Northwestern								
at Minnesota								
at Penn State								
Iowa								
Totals	1-2-3	2-9	0.5-3	1-0-0	0-0	0-0	1	1

CAREER HONORS

- » Nebraska Scholar-Athlete Honor Roll (Spring 2017)
- » Brook Berringer Citizenship Team (2016, 2017)
- » Tom Osborne Citizenship Team (2016, 2017)

CAREER HIGHS

- » Tackles - 3 vs. Northern Illinois (2017)
- » Tackles for Loss - 2 vs. Wyoming (2016), vs. Northern Illinois (2017)
- » Sacks - 0.5 vs. Northern Illinois (2017)

2017 SINGLE-GAME HIGHS

- » Tackles - 3 vs. Northern Illinois
- » Tackles for Loss - 2 vs. Northern Illinois
- » Sacks - 0.5 vs. Northern Illinois

2017 SEASON NOTES

- » Registered three tackles, including two for a loss and a half sack, while forcing a fumble and breaking up a pass against Northern Illinois

#96 **CARLOS DAVIS • So. • DL**BLUE SPRINGS, MO.
BLUE SPRINGS HS**CAREER STATS**

		-----Tackles-----					Fum.				QB
Year	G/S	UT	AT	TT	TFL	Sacks	C-R	BK	PBU	INT	Hry.
2015		Redshirt									
2016	13/4	11	13	24	5-25	2.0-24	0-0	0	0	0	3
2017	3/3	5	7	12	1-4	0.5-4	0-0	0	0	0	2
Totals	16/7	16	20	36	6-29	2.5-28	0-0	0	0	0	

2017 GAME-BY-GAME

Opponent	--Tackles--		-Sacks-		FF-FR-Yds	Int-Yds	PBU	QBH
	UT-AT-TT	TFL-Yds	No-Yds	No-Yds				
Arkansas State	2-0-2	0-0	0.0-0	0.0-0	0-0-0	0-0	0	2
at Oregon	3-2-5	0-0	0.0-0	0.0-0	0-0-0	0-0	0	0
Northern Illinois	0-5-5	1-4	0.5-4	0-0-0	0-0	0-0	0	0
Rutgers								
at Illinois								
Wisconsin								
Ohio State								
at Purdue								
Northwestern								
at Minnesota								
at Penn State								
Iowa								
Totals	5-7-12	1-4	0.5-4	0-0-0	0-0	0-0	0	2

CAREER HONORS

- » 2016 Nebraska Most Improved Player
- » Honorable-Mention BTN All-Freshman Team (2016)
- » Brook Berringer Citizenship Team (2016, 2017)
- » Tom Osborne Citizenship Team (2016, 2017)

2017 SEASON NOTES

- » Made two tackles and recorded two quarterback hurries in the opener against Arkansas State
- » Recorded a season-high five tackles against Oregon
- » Notched first quarterback sack of the season against Northern Illinois

CAREER SINGLE-GAME HIGHS

- » Tackles - 6 at Iowa
- » Tackles for Loss - 1, six times
- » Sacks - 1.0 vs. Purdue, at Wisconsin

2017 SINGLE-GAME HIGHS

- » Tackles - 5 at Oregon
- » Quarterback Hurries - 2 vs. Arkansas State
- » Tackles for Loss - 1 vs. Northern Illinois
- » Sacks - 0.5 vs. Northern Illinois

#97 **DEONTRE THOMAS • Fr. • DL**MUSTANG, OKLA.
MUSTANG HS**CAREER STATS**

Year	G/S	-----Tackles-----				Fum.		QB Hry.
		UT	AT	TT	TFL	Sacks	C-R	
2017	3/0	2	4	6	0-0	0.0-0	0-0	0
Totals	3/0	2	4	6	0-0	0.0-0	0-0	0

2017 GAME-BY-GAME

Opponent	--Tackles--		-Sacks-		FF-FR-Yds	Int-Yds	PBU	QBH
	UT-AT-TT	TFL-Yds	No-Yds	No-Yds				
Arkansas State	0-3-3	0-0	0.0-0	0.0-0	0-0-0	0-0	0	0
at Oregon	2-1-3	0-0	0.0-0	0.0-0	0-0-0	0-0	0	0
Northern Illinois	0-0-0	0-0	0.0-0	0.0-0	0-0-0	0-0	0	0
Rutgers								
at Illinois								
Wisconsin								
Ohio State								
at Purdue								
Northwestern								
at Minnesota								
at Penn State								
Iowa								
Totals	2-4-6	0-0	0.0-0	0.0-0	0-0-0	0-0	0	0

2017 SINGLE-GAME HIGHS

- » Tackles - 3 vs. Arkansas State, at Oregon
- » Tackles for Loss - 0
- » Sacks - 0

2017 SEASON NOTES

- » Recorded three tackles in each of the first two games of the season

2017 Nebraska Schedule and Results

DATE	OPPONENT	RESULT	SCORE	RECORD	CONFERENCE	TIME	ATTEND
Sept. 2	Arkansas State	W	43-36	1-0	0-0	3:52	90,171
Sept. 9	at Oregon	L	35-42	1-1	0-0	3:35	58,389
Sept. 16	Northern Illinois	L	17-21	1-2	0-0	3:15	89,664

* Big Ten conference game

Team Statistics

TEAM STATISTICS	NU	OPP
SCORING	95	99
Points Per Game	31.7	33.0
Points Off Turnovers	21	28
FIRST DOWNS	62	67
Rushing	22	23
Passing	37	40
Penalty	3	4
RUSHING YARDAGE	419	368
Yards gained rushing	489	443
Yards lost rushing	70	75
Rushing Attempts	103	96
Average Per Rush	4.1	3.8
Average Per Game	139.7	122.7
TDs Rushing	6	4
PASSING YARDAGE	789	908
Comp-Att-Int	63-120-7	86-124-3
Average Per Pass	6.6	7.3
Average Per Catch	12.5	10.6
Average Per Game	263.0	302.7
TDs Passing	5	6
TOTAL OFFENSE	1208	1276
Total Plays	223	220
Average Per Play	5.4	5.8
Average Per Game	402.7	425.3
KICK RETURNS: #-Yards	6-216	6-115
PUNT RETURNS: #-Yards	6-14	5-54
INT RETURNS: #-Yards	3-27	7-205
KICK RETURN AVERAGE	36.0	19.2
PUNT RETURN AVERAGE	2.3	10.8
INT RETURN AVERAGE	9.0	29.3
FUMBLES-LOST	4-0	8-2
PENALTIES-Yards	16-148	24-191
Average Per Game	49.3	63.7
PUNTS-Yards	18-778	18-754
Average Per Punt	43.2	41.9
Net punt average	39.1	38.9
KICKOFFS-Yards	19-1204	17-1030
Average Per Kick	63.4	60.6
Net kick average	41.5	36.1
TIME OF POSSESSION/Game	32:45	27:15
3RD-DOWN Conversions	15/47	17/40
3rd-Down Pct	32%	42%
4TH-DOWN Conversions	4/6	0/1
4th-Down Pct	67%	0%
SACKS BY-Yards	3-19	6-48
MISC YARDS	0	0
TOUCHDOWNS SCORED	12	13
FIELD GOALS-ATTEMPTS	3-4	2-4
ON-SIDE KICKS	0-0	1-1
RED-ZONE SCORES	(10-12) 83%	(9-13) 69%
RED-ZONE TOUCHDOWNS	(8-12) 67%	(8-13) 62%
PAT-ATTEMPTS	(12-12) 100%	(13-13) 100%
ATTENDANCE	179835	58389
Games/Avg Per Game	2/89918	1/58389
Neutral Site Games		0/0

SCORE BY QUARTERS	1ST	2ND	3RD	4TH	OT	TOTAL
Nebraska	24	17	31	23		95
Opponents	49	33	0	17		99

2017 Nebraska Individual Statistics

RUSHING	GP-GS	ATT	GAIN	LOSS	NET	AVG	TD	LONG	AVG/G
Tre Bryant	2-2	51	304	5	299	5.9	2	35	149.5
Mikale Wilbon	3-1	29	122	9	113	3.9	2	25	37.7
De'Mornay Pierson-El	3-2	2	23	0	23	11.5	0	12	7.7
Devine Ozigbo	1-0	2	8	0	8	4.0	0	8	8.0
Luke McNitt	3-0	3	6	0	6	2.0	0	4	2.0
Nick Gates	3-3	0	6	0	6	0.0	0	0	2.0
Tyjon Lindsey	3-0	2	5	0	5	2.5	0	4	1.7
Stanley Morgan Jr.	3-2	1	2	0	2	2.0	0	2	0.7
JD Spielman	3-1	2	7	6	1	0.5	0	7	0.3
Tanner Lee	3-3	11	6	50	-44	-4.0	2	4	-14.7
Total	3	103	489	70	419	4.1	6	35	139.7
Opponents	3	96	443	75	368	3.8	4	28	122.7

PASSING	G-S	EFFIC	CMP-ATT-INT	PCT	YDS	TD	LNG	AVG/G
Tanner Lee	3-3	109.81	63-120-7	52.5	789	5	44	263.0
Total	3	109.81	63-120-7	52.5	789	5	44	263.0
Opponents	3	141.99	86-124-3	69.4	908	6	51	302.7

RECEIVING	G-GS	NO.	YDS	AVG	TD	LONG	AVG/G
Stanley Morgan Jr.	3-2	18	299	16.6	3	44	99.7
De'Mornay Pierson-El	3-2	14	188	13.4	2	36	62.7
Tyjon Lindsey	3-0	8	44	5.5	0	11	14.7
JD Spielman	3-1	7	125	17.9	0	36	41.7
Tyler Hoppes	3-3	7	94	13.4	0	35	31.3
Mikale Wilbon	3-1	7	25	3.6	0	11	8.3
Luke McNitt	3-0	1	11	11.0	0	11	3.7
Bryan Reimers	3-1	1	3	3.0	0	3	1.0
Total	3	63	789	12.5	5	44	263.0
Opponents	3	86	908	10.6	6	51	302.7

PUNT RETURNS	NO.	YDS	AVG	TD	LONG
De'Mornay Pierson-El	5	13	2.6	0	10
Stanley Morgan Jr.	1	1	1.0	0	1
Total	6	14	2.3	0	10
Opponents	5	54	10.8	1	63

INTERCEPTIONS	NO.	YDS	AVG	TD	LONG
Aaron Williams	1	27	27.0	0	27
Joshua Kalu	1	0	0.0	0	0
Tyrin Ferguson	1	0	0.0	0	0
Total	3	27	9.0	0	27
Opponents	7	205	29.3	2	87

KICK RETURNS	NO.	YDS	AVG	TD	LONG
JD Spielman	4	184	46.0	1	99
Tyjon Lindsey	1	17	17.0	0	17
Stanley Morgan Jr.	1	15	15.0	0	15
Total	6	216	36.0	1	99
Opponents	6	115	19.2	0	25

FUMBLE RETURNS	NO.	YDS	AVG	TD	LONG
None	0	0	0.0	0	0
Total	0	0	0.0	0	0
Opponents	0	0	0.0	0	0

FIELD GOALS	FGM-FGA	PCT	01-19	20-29	30-39	40-49	50-99	LG	BLK
Drew Brown	3-4	75.0	0-0	1-1	1-2	1-1	0-0	41	1
Totals	3-4	75.0	0-0	1-1	1-2	1-1	0-0	41	1
Opponents	2-4	50.0	0-0	0-0	2-3	0-1	0-0	39	0

FG SEQUENCE	NEBRASKA	OPPONENTS
Arkansas State	(21),(41)	(39),(31)
Oregon	-	44
NIU	37,(36)	39

Numbers in parentheses indicate field goal was made.

PUNTING	NO.	YDS	AVG	LONG	TB	FC	I20	50+	BLKD
Caleb Lightbourn	18	778	43.2	55	1	6	6	6	0
Total	18	778	43.2	55	1	6	6	6	0
Opponents	18	754	41.9	55	2	3	6	3	0

KICKOFFS	NO.	YDS	AVG	TB	OB	RETN	NET	YDLN
Drew Brown	18	1143	63.5	12	1			
Caleb Lightbourn	1	61	61.0	0	0			
Total	19	1204	63.4	12	1	115	41.5	23
Opponents	17	1030	60.6	8	1	216	36.1	28



NEBRASKA FOOTBALL STATISTICS

SCORING	TD	FGS	----- PATS -----		KICK	RUSH	RCV	PASS	DXP	SAF	PTS
Drew Brown	0	3-4	12-12	0-0	0	0-0	0	0-0	0	0	21
Stanley Morgan Jr.	3	0-0	0-0	0-0	0	0-0	0	0-0	0	0	18
De'Mornay Pierson-El	2	0-0	0-0	0-0	0	0-0	0	0-0	0	0	12
Tanner Lee	2	0-0	0-0	0-0	0	0-0	0	0-0	0	0	12
Mikale Wilbon	2	0-0	0-0	0-0	0	0-0	0	0-0	0	0	12
Tre Bryant	2	0-0	0-0	0-0	0	0-0	0	0-0	0	0	12
JD Spielman	1	0-0	0-0	0-0	0	0-0	0	0-0	0	0	6
TEAM	0	0-0	0-0	0-0	0	0-0	0	0-0	0	1	2
Total	12	3-4	12-12	0-0	0	0-0	0	0-0	0	1	95
Opponents	13	2-4	13-13	0-0	0	0-0	0	0-0	0	1	99

ALL PURPOSE	G	RUSH	REC	PR	KOR	IR	TOT	AVG/G
Stanley Morgan Jr.	3	2	299	1	15	0	317	105.7
JD Spielman	3	1	125	0	184	0	310	103.3
Tre Bryant	2	299	0	0	0	0	299	149.5
De'Mornay Pierson-El	3	23	188	13	0	0	224	74.7
Mikale Wilbon	3	113	25	0	0	0	138	46.0
Tyler Hoppes	3	0	94	0	0	0	94	31.3
Tyson Lindsey	3	5	44	0	17	0	66	22.0
Aaron Williams	3	0	0	0	0	27	27	9.0
Luke McNitt	3	6	11	0	0	0	17	5.7
Devine Ozigbo	1	8	0	0	0	0	8	8.0
Nick Gates	3	6	0	0	0	0	6	2.0
Bryan Reimers	3	0	3	0	0	0	3	1.0
Tanner Lee	3	-44	0	0	0	0	-44	-14.7
Total	3	419	789	14	216	27	1465	488.3
Opponents	3	368	908	54	115	205	1650	550.0

TOTAL OFFENSE	G	PLAYS	RUSH	PASS	TOTAL	AVG/G
Tanner Lee	3	131	-44	789	745	248.3
Tre Bryant	2	51	299	0	299	149.5
Mikale Wilbon	3	29	113	0	113	37.7
De'Mornay Pierson-El	3	2	23	0	23	7.7
Devine Ozigbo	1	2	8	0	8	8.0
Nick Gates	3	0	6	0	6	2.0
Luke McNitt	3	3	6	0	6	2.0
Tyson Lindsey	3	2	5	0	5	1.7
Stanley Morgan Jr.	3	1	2	0	2	0.7
JD Spielman	3	2	1	0	1	0.3
Total	3	223	419	789	1208	402.7
Opponents	3	220	368	908	1276	425.3



Defensive Statistics

		-----TACKLES-----				-SACKS-		---PASS DEF---			---FUMBLES---		BLKD	
NAME	GP-GS	SOLO	AST	TOTAL	TFL-YDS	NO-YARDS	INT-YDS	BRUP	QBH		RCV-YDS	FF	KICK	SAF
24 Aaron Williams	3-3	11	12	23	1-4	.	1-27	1	.		1-0	.	.	.
12 Luke Gifford	3-3	11	11	22	1-4	0.5-4	.	1
49 Chris Weber	3-3	9	10	19	2-9
3 Marcus Newby	3-3	10	9	19	1-2
5 Dedrick Young II	3-3	8	8	16	1-5	1.0-5
6 Eric Lee Jr.	3-3	9	6	15	1-1	.	.	2
25 Antonio Reed	3-1	7	6	13	2-5	1	.	.
96 Carlos Davis	3-3	5	7	12	1-4	0.5-4	.	.	2	
21 Lamar Jackson	3-3	7	3	10	.	.	.	1
44 Mick Stoltenberg	3-3	3	5	8	1-1	.	.	.	1	
7 Mohamed Barry	3-0	2	5	7
23 Dicaprio Bootle	3-0	6	1	7
46 Joshua Kalu	2-2	5	2	7	.	.	1-0	1
97 Deontre Thomas	3-0	2	4	6
91 Freedom Akinmoladun	3-3	4	2	6	.	.	.	1	1	
94 Khalil Davis	3-0	1	2	3	2-9	0.5-3	.	1	1		.	1	.	.
43 Tyrin Ferguson	3-0	1	2	3	.	.	1-0
41 Luke McNitt	3-0	2	.	2
22 Alex Davis	3-0	1	1	2	1-3	0.5-3
2 Tony Butler	3-0	1	.	1
13 Tanner Lee	3-3	1	.	1
14 Avery Roberts	2-0	.	1	1
42 Jeremiah Stovall	3-0	.	1	1
31 Collin Miller	3-0	1	.	1
88 Tyler Hoppes	3-3	1	.	1
67 Jerald Foster	3-3	1	.	1
8 Stanley Morgan Jr.	3-2	1	.	1
19 Marquel Dismuke	3-0		1-0	.	.	.
TM TEAM	3-0	1
Total	3-0	110	98	208	14-47	3-19	3-27	8	5		2-0	2	.	1
Opponents	3-0	117	85	202	22-73	6-48	7-205	20	11		.	2	1	1

SPECIAL TEAMS TACKLES	UA-A/TOT	ASU	ORE	NIU	RUT	ILL	WIS	OSU	PUR	NW	MINN	PSU	IOWA	BIG	BOWL
Luke McNitt	2-0/1	2-0	-	-											
Dicaprio Bootle	1-0/1	-	1-0	-											
Avery Roberts	0-1/1	-	0-1	-											
Tyrin Ferguson	0-1/1	-	0-1	0-1											
Tony Butler	1-0/1	-	1-0	-											
Collin Miller		-	-	1-0											
Jeremiah Stovall		-	-	0-1											



Individual Game By Game

RUSHING	NO-YDS/TD	ASU	ORE	NIU	RUT	ILL	WIS	OSU	PUR	NW	MINN	PSU	IOWA	BIG	BOWL
Tre Bryant RB	51-299/2	31-192/1	20-107/1	DNP											
Mikale Wilbon RB	29-113/2	2-15/1	3-8/1	24-90/0											
De'Mornay Pierson-El WR	2-23/0	2-23/0	-	-											
Devine Ozigbo RB	2-8/0	DNP	DNP	2-8/0											
Luke McNitt FB	3-6/0	1-0/0	1-2/0	1-4/0											
Tyjon Lindsey WR	2-5/0	-	2-5/0	-											
Stanley Morgan WR	1-2/0	1-2/0	-	-											
JD Spielman WR	2-1/0	-	-	2-1/0											
Tanner Lee QB	11--44/2	1--7/0	3--19/0	7--18/2											

RECEIVING	NO-YDS/TD	ASU	ORE	NIU	RUT	ILL	WIS	OSU	PUR	NW	MINN	PSU	IOWA	BIG	BOWL
Stanley Morgan WR	18-299/3	5-102/1	7-103/2	6-94/0											
De'Mornay Pierson-El WR	14-188/2	2-20/1	4-67/1	8-101/0											
JD Spielman WR	7-125/0	2-44/0	2-29/0	3-52/0											
Tyler Hoppes TE	7-94/0	3-40/0	2-37/0	2-17/0											
Tyjon Lindsey WR	8-44/0	3-14/0	3-12/0	2-18/0											
Mikale Wilbon RB	7-25/0	3-7/0	1-4/0	3-14/0											
Luke McNitt FB	1-11/0	1-11/0	-	-											
Bryan Reimers WR	1-3/0	-	-	1-3/0											

PASSING										
Tanner Lee	Att	Comp	Int	Pct	Yards	TD	Long	Sack	Yds	Effic
Arkansas State	32	19	0	59.4	238	2	44	1	7	142.5
Oregon	41	19	4	46.3	252	3	35	2	17	102.6
NIU	47	25	3	53.2	299	0	36	3	24	93.9
TOTALS	120	63	7	52.5	789	5	44	6	48	109.8

PUNT RETURNS	NO-YDS	ASU	ORE	NIU	RUT	ILL	WIS	OSU	PUR	NW	MINN	PSU	IOWA	BIG	BOWL
De'Mornay Pierson-El	5-13	-	-	5-13											
Stanley Morgan	1-1	1-1	-	-											

KICK RETURNS	NO-YDS	ASU	ORE	NIU	RUT	ILL	WIS	OSU	PUR	NW	MINN	PSU	IOWA	BIG	BOWL
JD Spielman	4-184	1-99	1-11	2-74											
Tyjon Lindsey	1-17	-	-	1-17											
Stanley Morgan	1-15	1-15	-	-											

Defense Game By Game

TOTAL TACKLES	UA-A	TOT	ASU	ORE	NIU	RUT	ILL	WIS	OSU	PUR	NW	MINN	PSU	IOWA	B1G	BOWL
Aaron Williams DB	11-12	23	3-3	6-6	2-3											
Luke Gifford LB	11-11	22	4-5	3-2	4-4											
Marcus Newby LB	10-9	19	3-3	5-5	2-1											
Chris Weber LB	9-10	19	2-3	5-5	2-2											
Dedrick Young LB	8-8	16	5-2	3-4	0-2											
Eric Lee Jr. DB	9-6	15	5-2	2-3	2-1											
Antonio Reed DB	7-6	13	2-1	2-3	3-2											
Carlos Davis DL	5-7	12	2-0	3-2	0-5											
Lamar Jackson DB	7-3	10	5-0	1-2	1-1											
Mick Stoltenberg DL	3-5	8	0-2	3-2	0-1											
Mohamed Barry LB	2-5	7	1-3	0-1	1-1											
Joshua Kalu DB	5-2	7	4-2	1-0	DNP											
Dicaprio Bootle DB	6-1	7	2-0	4-0	0-1											
Freedom Akinmoladun DL	4-2	6	1-1	-	3-1											
Deontre Thomas DL	2-4	6	0-3	2-1	-											
Tyrin Ferguson LB	1-2	3	-	0-1	1-1											
Khalil Davis DL	1-2	3	-	-	1-2											
Luke McNitt FB	2-0	2	2-0	-	-											
Alex Davis LB	1-1	2	1-0	-	0-1											
Tanner Lee QB	1-0	1	-	1-0	-											
Avery Roberts LB	0-1	1	-	0-1	DNP											
Jerald Foster OG	1-0	1	-	1-0	-											
Collin Miller LB	1-0	1	-	-	1-0											
Stanley Morgan WR	1-0	1	-	-	1-0											
Tyler Hoppes TE	1-0	1	-	1-0	-											
Jeremiah Stovall DB	0-1	1	-	-	0-1											
Tony Butler DB	1-0	1	-	1-0	-											



Defense Game By Game

TACKLES FOR LOSS	UA-A	TOT	ASU	ORE	NIU	RUT	ILL	WIS	OSU	PUR	NW	MINN	PSU	IOWA	B1G	BOWL
Antonio Reed DB	0-2	2	-	1-4	1-1											
Khalil Davis DL	1-1	2	-	-	2-9											
Chris Weber LB	0-2	2	-	1-5	1-4											
Aaron Williams DB	0-1	1	-	-	1-4											
Luke Gifford LB	0-1	1	-	-	1-4											
Eric Lee Jr. DB	1-0	1	1-1	-	-											
Carlos Davis DL	0-1	1	-	-	1-4											
Marcus Newby LB	1-0	1	-	1-2	-											
Alex Davis LB	0-1	1	-	-	1-3											
Mick Stoltzenberg DL	0-1	1	-	-	1-1											
Dedrick Young LB	1-0	1	1-5	-	-											

SACKS	UA-A	TOT	ASU	ORE	NIU	RUT	ILL	WIS	OSU	PUR	NW	MINN	PSU	IOWA	B1G	BOWL
Dedrick Young LB	1-0	1.0	1.0-5	-	-											
Alex Davis LB	0-1	0.5	-	-	0.5-3											
Luke Gifford LB	0-1	0.5	-	-	0.5-4											
Carlos Davis DL	0-1	0.5	-	-	0.5-4											
Khalil Davis DL	0-1	0.5	-	-	0.5-3											

INT RETURNS	NO-YDS	ASU	ORE	NIU	RUT	ILL	WIS	OSU	PUR	NW	MINN	PSU	IOWA	B1G	BOWL
Tyrin Ferguson	1-0	1-0	-	-											
Aaron Williams	1-27	-	1-27	-											
Joshua Kalu	1-0	1-0	-	DNP											

FUMBLES RECOVERED	NO	ASU	ORE	NIU	RUT	ILL	WIS	OSU	PUR	NW	MINN	PSU	IOWA	B1G	BOW
Marquel Dismuke	1	-	-	1											
Aaron Williams	1	-	1	-											

FORCED FUMBLES	NO	ASU	ORE	NIU	RUT	ILL	WIS	OSU	PUR	NW	MINN	PSU	IOWA	B1G	BOW
Antonio Reed	1	-	1	-											
Khalil Davis	1	-	-	1											

FUMBLE RETURNS	NO-YDS	ASU	ORE	NIU	RUT	ILL	WIS	OSU	PUR	NW	MINN	PSU	IOWA	B1G	BOWL
None															

Nebraska Team Game By Game

DATE	OPPONENT	---RUSHING---				--RECEIVING--				-----PASSING-----				--KICK RET--				--PUNT RET--				TOTAL
		NO.	YDS	TD	LG	NO.	YDS	TD	LG	CMP-ATT-INT	YDS	TD	LG	NO	YDS	TD	LG	NO	YDS	TD	LG	OFF.
Sept. 2, 2017	Arkansas State	38	225	2	35	19	238	2	44	19-32-0	238	2	44	2	114	1	99	1	1	0	1	463
Sept. 9, 2017	at Oregon	29	109	2	25	19	252	3	35	19-41-4	252	3	35	1	11	0	11	0	0	0	0	361
Sept. 16, 2017	NIU	36	85	2	25	25	299	0	36	25-47-3	299	0	36	3	91	0	50	5	13	0	10	384
	Totals	103	419	6	35	63	789	5	44	63-120-7	789	5	44	6	216	1	99	6	14	0	10	1208
	Opponent	96	368	4	28	86	908	6	51	86-124-3	908	6	51	6	115	0	25	5	54	1	63	127

DATE	OPPONENT	-----TACKLES-----				--SACKS--		--FUMBLE--		INT-YDS	QBH	BRK	KICK	-----KICKS-----XPTS--				SAF	PTS
		SOLO	AST	TOTAL	TFL-YDS	NO.	YDS	FF	FR-YDS					ATT-MAD	RUN	RCV			
Sept. 2, 2017	Arkansas State	42	30	72	2.0-6	1.0-5	0	0-0	0	2-0	5	4	0	5-5	0	0	1	43	
Sept. 9, 2017	at Oregon	44	38	82	2.0-11	0.0-0	1	1-0	1	1-27	0	2	0	5-5	0	0	0	35	
Sept. 16, 2017	NIU	24	30	54	5.0-30	2.0-14	1	1-0	1	0-0	0	2	0	2-2	0	0	0	17	
	Totals	110	98	208	9.0-47	3.0-19	2	2-0	2	3-27	5	8	0	12-12	0	0	1	95	
	Opponent	117	85	202	18.5-73	6.0-48	2	0-0	2	7-205	11	20	1	13-13	0	0	1	99	

DATE	OPPONENT	-----PUNTING-----								--FIELD GOALS--			-----KICKOFFS-----					
		NO	YDS	AVG	LONG	BLKD	TB	FC	50+	I20	ATT-MADE	LG	BLKD	NO	YDS	AVG	TB	OB
Sept. 2, 2017	Arkansas State	5	212	42.4	54	0	0	1	2	3	2-2	41	0	9	566	62.9	5	1
Sept. 9, 2017	at Oregon	7	282	40.3	46	0	0	2	0	3	0-0	0	0	6	378	63.0	4	0
Sept. 16, 2017	NIU	6	284	47.3	55	0	1	3	4	0	2-1	36	1	4	260	65.0	3	0
	Totals	18	778	43.2	55	0	1	6	6	6	4-3	41	1	19	1204	63.4	12	1
	Opponent	18	754	41.9	55	0	2	3	3	6	4-2	39	0	17	1030	60.6	8	1

Opponent Team Game By Game

DATE	OPPONENT	---RUSHING---				--RECEIVING--				-----PASSING-----				--KICK RET--				--PUNT RET--				TOTAL
		NO.	YDS	TD	LG	NO.	YDS	TD	LG	CMP-ATT-INT	YDS	TD	LG	NO	YDS	TD	LG	NO	YDS	TD	LG	OFF.
Sept. 2, 2017	Arkansas State	21	82	0	14	46	415	3	38	46-68-2	415	3	38	3	62	0	25	1	63	1	63	497
Sept. 9, 2017	at Oregon	44	201	3	28	25	365	3	51	25-33-1	365	3	51	2	28	0	15	2	1	0	0	566
Sept. 16, 2017	NIU	31	85	1	19	15	128	0	47	15-23-0	128	0	47	1	25	0	25	2	-10	0	12	213
	Opponent totals	96	368	4	28	86	908	6	51	86-124-3	908	6	51	6	115	0	25	5	54	1	63	1276
	Nebraska	103	419	6	35	63	789	5	44	63-120-7	789	5	44	6	216	1	99	6	14	0	10	1208

DATE	OPPONENT	-----TACKLES-----				--SACKS--		--FUMBLE--		INT-YDS	QBH	BRK	KICK	-----KICKS-----XPTS--				SAF	PT
		SOLO	AST	TOTAL	TFL-YDS	NO.	YDS	FF	FR-YDS					ATT-MAD	RUN	RCV			
Sept. 2, 2017	Arkansas State	38	33	71	4.5-12	1.0-7	1	0-0	0	0-0	2	5	0	4-4	0	0	1	36	
Sept. 9, 2017	at Oregon	32	20	52	6.0-24	2.0-17	1	0-0	1	4-84	2	9	0	6-6	0	0	0	42	
Sept. 16, 2017	NIU	47	32	79	8.0-37	3.0-24	0	0-0	0	3-121	7	6	1	3-3	0	0	0	21	
	Opponent totals	117	85	202	18.5-73	6.0-48	2	0-0	2	7-205	11	20	1	13-13	0	0	1	99	
	Nebraska	110	98	208	9.0-47	3.0-19	2	2-0	2	3-27	5	8	0	12-12	0	0	1	95	

DATE	OPPONENT	-----PUNTING-----									--FIELD GOALS--			-----KICKOFFS-----				
		NO	YDS	AVG	LONG	BLKD	TB	FC	50+	I20	ATT-MADE	LG	BLKD	NO	YDS	AVG	TB	OB
Sept. 2, 2017	Arkansas State	5	198	39.6	55	0	0	1	1	2	2-2	39	0	6	322	53.7	1	1
Sept. 9, 2017	at Oregon	5	185	37.0	43	0	1	2	0	1	1-0	0	0	7	448	64.0	6	0
Sept. 16, 2017	NIU	8	371	46.4	53	0	1	0	2	3	1-0	0	0	4	260	65.0	1	0
	Opponent totals	18	754	41.9	55	0	2	3	3	6	4-2	39	0	17	1030	60.6	8	1
	Nebraska	18	778	43.2	55	0	1	6	6	6	4-3	41	1	19	1204	63.4	12	1

Team Comparison

OPPONENT	SCORE	1ST DNS (RUN/PASS/PEN.)	RUSHING	PASSING	PASS YDS	TOTAL OFFENSE	RET YDS	T/O
ARKANSAS STATE	43-36	25/32 (10/5; 14/25; 1/2)	38-225/21-82	19-32-0/46-68-2	238/415	70-463/89-497	115/125	0/2
Oregon	35-42	19/22 (6/11; 11/10; 2/1)	29-109/44-201	19-41-4/25-33-1	252/365	70-361/77-566	38/113	4/2
NIU	17-21	18/13 (6/7; 12/5; 0/1)	36-85/31-85	25-47-3/15-23-0	299/128	83-384/54-213	104/136	3/1
Totals	95-99	62/67 (22/23; 37/40; 3/4)	103-419/96-368	63-120-7/86-124-3	789/908	223-1208/220-1276	257/374	7/5

Note: Game totals are displayed in the format TEAM/OPPONENT for each category

OPPONENT	3RD DOWN	4TH DOWN	TIME POSS	MARGIN	YDS/RUSH	YDS/PASS	YDS/PLAY	PUNTING	PENALTIES
ARKANSAS STATE	7-14/7-13	0-0/0-0	32:18/27:42	4:36	5.9/3.9	7.4/6.1	6.6/5.6	5-42.4/5-39.6	8-75/9-63
Oregon	2-14/7-14	2-2/0-1	29:22/30:38	-1:16	3.8/4.6	6.1/11.1	5.2/7.4	7-40.3/5-37.0	3-25/12-103
NIU	6-19/3-13	2-4/0-0	36:34/23:26	13:08	2.4/2.7	6.4/5.6	4.6/3.9	6-47.3/8-46.4	5-48/3-25
Totals	15-47/17-40	4-6/0-1	98:14/81:46	16:28	4.1/3.8	6.6/7.3	5.4/5.8	18-43.2/18-41.9	148/191

Note: Game totals are displayed in the format TEAM/OPPONENT for each category

Nebraska Red Zone Chart

NEBRASKA INSIDE OPPONENT RED-ZONE																
DATE	OPPONENT	SCORE	TIMES IN RZ	TIMES SCORED	PTS	TOTAL TDS	RUSH TDS	PASS TDS	FGS MADE	----- FAILED TO SCORE INSIDE RZ -----						GAME
Sept. 2	Arkansas State	W, 43-36	4	4	24	3	2	1	1	FGA	DOWN	INT	FUMB	HALF		
Sept. 9	at Oregon	L, 35-42	3	3	21	3	2	1	0	0	0	0	0	0	0	0
Sept. 16	NIU	L, 17-21	5	3	17	2	2	0	1	1	0	1	0	0	0	0
Totals			12	10		62	8	6	2	2	1	0	1	0	0	0
	10 of 12 (83.3%)															

OPPONENT INSIDE NEBRASKA RED-ZONE																
DATE	OPPONENT	SCORE	TIMES IN RZ	TIMES SCORED	PTS	TOTAL TDS	RUSH TDS	PASS TDS	FGS MADE	----- FAILED TO SCORE INSIDE RZ -----						GAME
Sept. 2	Arkansas State	W, 43-36	5	3	17	2	0	2	1	FGA	DOWN	INT	FUMB	HALF		
Sept. 9	at Oregon	L, 35-42	6	5	35	5	3	2	0	0	0	0	0	1	0	0
Sept. 16	NIU	L, 17-21	2	1	7	1	1	0	0	0	0	0	0	1	0	0
Totals			13	9	59	8	4	4	1	0	0	1	0	3	0	
	9 of 13 (69.2%)															

LONG SEASON PLAYS (20 OR MORE YARDS)

	Husker Long Plays				Opponent Long Plays			
	Rush	Pass	Ret.	Total	Rush	Pass	Ret.	Total
Arkansas State	2	3	1	6	0	2	3	5
Oregon	1	6	1	8	2	7	3	12
Northern Illinois	1	4	2	7	0	1	3	4
Totals	4	13	4	21	2	10	9	21

DRIVE SUPERLATIVES

	Nebraska	Opponent
Most Yards (Result)	95 at Oregon (TD)	87 vs. Arkansas State (TD)
Most Plays (Result)	15 vs. Northern Illinois (FG)	12 vs. Arkansas State (TD)
Most Time (Result)	6:20 vs. Northern Illinois (FG)	3:54 vs. Northern Illinois (Missed FG)

NEBRASKA LONG PLAYS (21; 4 RUNS; 13 PASSES; 4 RETURNS)

Yards	Opponent	Play	Result
99	Arkansas State	KOR (Spielman)	Touchdown
50	Northern Illinois	KOR (Spielman)	1st-10
44	Arkansas State	Pass (Lee-Morgan)	Touchdown
36	Northern Illinois	Pass (Lee-Pierson-El)	1st-10
36	Northern Illinois	Pass (Lee-Spielman)	1st-Goal
35	Arkansas State	Pass (Lee-Spielman)	1st-10
35	Arkansas State	Run (Bryant)	1st-10
35	Oregon	Pass (Lee-Hoppes)	1st-10
34	Oregon	Pass (Lee-Pierson-El)	1st-10
28	Northern Illinois	Pass (Lee-Morgan)	1st-10
28	Oregon	Pass (Lee-Morgan)	Touchdown
27	Oregon	IR (Williams)	1st-10
26	Arkansas State	Pass (Lee-Morgan)	1st-10
25	Oregon	Run (Bryant)	1st-10
25	Northern Illinois	Run (Wilbon)	1st-10
24	Northern Illinois	KOR (Spielman)	1st-10
24	Arkansas State	Run (Bryant)	1st-10
23	Oregon	Pass (Lee-Spielman)	1st-10
23	Oregon	Pass (Lee-Pierson-El)	Touchdown
22	Oregon	Pass (Lee-Morgan)	1st-10
21	Northern Illinois	Pass (Lee-Morgan)	1st-10

OPPONENT LONG PLAYS 21; 2 RUNS; 10 PASSES; 9 RETURNS)

Yards	Opponent	Play	Result
87	Northern Illinois	IR (Lurry)	Touchdown
63	Arkansas State	PR (Taylor)	Touchdown
51	Oregon	Pass (Herbert-Johnson)	1st-10
47	Northern Illinois	Pass (Santacaterina-Blake)	1st-10
42	Oregon	Pass (Herbert-Nelson)	1st-10
38	Oregon	Pass (Herbert-Mitchell)	1st-10
38	Arkansas State	Pass (Hansen-Mason)	1st-10
35	Oregon	IR (Robinson)	1st-10
32	Oregon	Pass (Herbert-Nelson)	1st-10
32	Oregon	Pass (Herbert-Schooler)	Touchdown
29	Arkansas State	Pass (Hansen-Murray)	Touchdown
28	Oregon	IR (Graham)	1st-10
28	Oregon	Run (Freeman)	1st-10
25	Arkansas State	KOR (Mason)	1st-10
25	Northern Illinois	IR (Johnson)	Touchdown
25	Northern Illinois	KOR (Blake)	1st-10
22	Oregon	Pass (Herbert-McCormick)	1st-10
22	Arkansas State	KOR (Mason)	1st-10
21	Oregon	Pass (Herbert-Johnson)	1st-10
21	Oregon	IR (Amadi)	1st-10
20	Oregon	Run (Herbert)	1st-10

GAME-OPENING DRIVES

Opponent	[----- Nebraska -----]			[----- Opponent -----]		
	Pts.	1st Dwn	Yds	Pts.	1st Dwn	Yds
Arkansas State	3	2	33	0	0	-9
Oregon	0	0	0	7	3	75
Northern Illinois	0	3	65	0	1	20
Rutgers						
Illinois						
Wisconsin						
Ohio State						
Purdue						
Northwestern						
Minnesota						
Penn State						
Iowa						
B1G						

SECOND HALF OPENING DRIVES

Opponent	[----- Nebraska -----]			[----- Opponent -----]		
	Pts.	1st Dwn	Yds	Pts.	1st Dwn	Yds
Arkansas State	7	4	70	0	2	28
Oregon	7	3	75	0	0	4
Northern Illinois	0	0	2	0	0	6
Rutgers						
Illinois						
Wisconsin						
Ohio State						
Purdue						
Northwestern						
Minnesota						
Penn State						
Iowa						
B1G						

Game	Scoring	[---Time---		[--Plays--]		5 or less	1 or 0
	Drives	Total	Avg.	Total	Avg.		
Arkansas State	6	13:33	2:15	35	5.83	2	1
Oregon	5	13:15	2:39	31	6.20	3	0
Northern Illinois	3	9:22:00	3:07	23	7.67	1	0
Season	14	36:10	2:35	89	6.36	6	1
Opponents	15	27:52	1:51	91	6.07	6	3

Opponent	Plays	Yds	Time	Score	Qtr./Time	Play
Arkansas State	8	33	3:19	3-0	1st/9:52	D. Brown 21-yd. FG
Arkansas State	0	0	0:00	10-7	1st/4:53	Spielman 99-yd. kickoff return
Arkansas State	4	75	1:40	17-14	1st/0:32	Morgan 44-yd. pass from Lee
Arkansas State	8	91	2:41	24-14	2nd/9:57	Wilbon 7-yd. run
Arkansas State	9	41	2:43	27-23	2nd/1:02	Brown 41-yd. FG
Arkansas State	8	70	3:46	34-26	3rd/11:14	Bryant 1-yd. run
Arkansas State	6	53	2:07	41-26	4th/12:25	Pierson-EI 8-yd. pass from Lee
Arkansas State	0	0	0:00	43-29	4th/5:52	Safety
Oregon	10	95	5:26	7-14	1st/3:03	Pierson-EI 23-yd. pass from Lee
Oregon	4	75	1:34	14-21	2nd/13:26	Bryant 5-yd. run
Oregon	7	75	2:10	21-42	3rd/12:50	Morgan 18-yd. pass from Lee
Oregon	5	53	1:56	28-42	3rd/8:52	Morgan 28-yd. pass from Lee
Oregon	5	22	2:09	35-42	4th/2:47	Wilbon 2-yd. run
Northern Illinois	2	2	0:48	7-14	3rd/8:05	Lee 4-yd. run
Northern Illinois	15	71	6:20	10-14	3rd/0:15	Brown 36-yd. FG
Northern Illinois	6	63	2:14	17-14	4th/11:14	Lee 1-yd. run

	[----Drive-----]					
Opponent	Plays	Yds	Time	Score	Qtr./Time	Play
Arkansas State	0	0	0:00	10-7	1st/5:07	Blaise 63-yd. punt return
Arkansas State	9	87	2:41	14-10	1st/2:12	Murray 29-yd. pass from Hansen
Arkansas State	0	0	0:00	16-24	2nd/7:00	Safety
Arkansas State	10	61	3:08	23-24	2nd/3:45	Mack 3-yd. pass from Hansen
Arkansas State	8	43	1:02	26-27	2nd/0:00	Williams 39-yd. FG
Arkansas State	10	61	2:53	29-41	4th/9:27	Williams 31-yd. FG
Arkansas State	12	63	3:21	36-43	4th/ 0:47	Edwards 3-yd. pass from Hansen
Oregon	5	75	1:18	7-0	1st/13:42	Schooler 32-yd. pass from Herbert
Oregon	5	20	1:59	14-0	1st/11:31	Nelson 8-yd. pass from Herbert
Oregon	8	75	3:03	21-7	1st/0:00	Freeman 2-yd. run
Oregon	8	73	3:00	28-14	2nd/7:10	Freeman 1-yd. run
Oregon	7	70	1:57	35-14	2nd/2:40	Benoit 5-yd. run
Oregon	3	34	1:08	42-14	2nd/0:39	Mitchell 17-yd. pass from Herbert
Northern Illinois	0	0	0:00	7-0	1st/11:24	Lury 87-yd. interception return
Northern Illinois	0	0	0:00	14-0	1st/1:13	Johnson 25-yd. interception return
Northern Illinois	6	75	2:22	21-17	4th/8:52	Huff 2-yd. run

Game	TOs Gained	TDs	FG-FGA	Pts.	(NU Fumbles/Lost, INT)
Arkansas State	2 (2/0 F/L, 2 INT)	1	0-0	7	0 (1/0 F/L, 0 INT)
Oregon	2 (3/1 F/L, 1 INT)	1	0-0	7	4 (1/0 F/L, 4 INT)
Northwestern Illinois	1 (3/1 F/L, 0 INT)	1	0-0	7	3 (2/0 F/L, 3 INT)

	NU Avg. Start (yards/drives/in 20/past 50)	Opp. Avg. Start (yards/drives/in 20/past 50)	NU diff.
Arkansas State	28.3 (340/12/2/1)	23.4 (328/14/4/0)	+ 4.9
Oregon	31.9 (511/16/2/2)	34.1 (580/17/4/4)	-2.2
Northern Illinois	27 (378/14/5/2)	28.9 (347/12/1/1)	-1.9

Totals	29.3 (1229/42/9/5)	29.2 (1255/43/9/5)	0.1
--------	--------------------	--------------------	-----

*does not include drives with time of 0:00 (ie, defensive and special teams touchdowns, end of half turnovers, overtime, etc.)

Arkansas State	8-75	9-63
Oregon	3-25	12-103
Northern Illinois	5-48	3-25
Rutgers		
Illinois		
Wisconsin		
Ohio State		
Purdue		
Northwestern		
Minnesota		
Penn State		
Iowa		
Totals (Avg. Per Penalty)	16-148 (9.3)	24-191 (8.0)
Avg-Game	5.3-49.3	8.0-63.7

Individual Career/Season Superlatives

SEASON AND CAREER, MOST PASSING YARDS

Player	2017	Career
Tanner Lee	299 vs. Northern Illinois	Same
Patrick O'Brien	None	Same
Zack Darlington	None	14 vs. Tennessee, 2016
De'Mornay Pierson-El	None	16 at Northwestern, 2014

*-Indicates touchdown pass

SEASON AND CAREER, MOST RECEIVING YARDS

Player	2017	Career
Tre Bryant		35 vs. Minnesota, 2016
Tyler Hoppes	40 vs. Arkansas State	Same
Tyjon Lindsey	18 vs. Northern Illinois	Same
Luke McNitt	11 vs. Arkansas State	Same
Stanley Morgan Jr.	103 at Oregon	Same
Devine Ozigbo		42 at Purdue, 2015
Gabe Rahn		35 vs. Wyoming, 2016
Bryan Reimers	3 vs. Northern Illinois	22 vs. Oregon, 2016
De'Mornay Pierson-El	101 vs. Northern Illinois	134 vs. USC, 2014
JD Spielman	52 vs. Northern Illinois	Same
Mikale Wilbon	14 vs. Northern Illinois	28 vs. BYU, 2015

*-Indicates touchdown scored

SEASON AND CAREER, LONGEST PASS

2017	Career
44* vs. Arkansas State (Morgan)	Same
None	Same
None	12 vs. Tennessee (Reilly)
None	16* at Northwestern (Armstrong)

SEASON AND CAREER, LONGEST CATCH

2017	Career
	35* vs. Minnesota (Armstrong)
37 at Oregon (Lee)	Same
11 vs. Northern Illinois (Lee)	Same
11 vs. Arkansas State (Lee)	Same
44* vs. Arkansas State (Lee)	72* at Indiana, 2016 (Armstrong)
	39 vs. Wyoming, 2016 (Armstrong)
	35* vs. Wyoming, 2016 (Fyfe)
3 vs. Northern Illinois (Lee)	22* vs. Oregon, 2016 (Armstrong)
36 vs. Northern Illinois (Lee)	46 at Northwestern, 2014 (Armstrong)
36 vs. Northern Illinois (Lee)	Same
11 vs. Northern Illinois (Lee)	14 vs. BYU, 2015 (Armstrong)

SEASON AND CAREER, MOST RUSHING YARDS

Player	2017	Career
Tre Bryant	192 vs. Arkansas State	Same
Tanner Lee	-7 vs. Arkansas State	Same
Caleb Lightbourn		4 vs. Wyoming, 2016
Tyjon Lindsey	5 at Oregon	Same
Stanley Morgan Jr.	2 vs. Arkansas State	Same
Luke McNitt	4 vs. Northern Illinois	4 at Iowa, 2016; vs. Northern Illinois
Devine Ozigbo	8 vs. Northern Illinois	103 vs. Fresno State, 2016
De'Mornay Pierson-El	23 vs. Arkansas State	Same
Mikale Wilbon	90 vs. Northern Illinois	Same

*Indicates touchdown scored

SEASON AND CAREER, LONGEST RUN

2017	Career
35 vs. Arkansas State	Same
4 at Oregon; vs. Northern Illinois	Same
	4 vs. Wyoming, 2016
4 at Oregon	Same
2 vs. Arkansas State	Same
4 vs. Northern Illinois	Same
8 vs. Northern Illinois	31 at Illinois, 2015
12 vs. Arkansas State	Same
25 vs. Northern Illinois	32 at Northwestern, 2016

SEASON AND CAREER, MOST TACKLES, TFLS AND SACKS

Player	Tackles (2017)	Career	TFL (2017)	Career	Sacks (2017)	Career
Freedom Akinmoladun	4 vs. Northern Illinois	6 at Miami, 2015		2 3x, last vs. Maryland, 2016		2.0 vs. So. Miss, 2015; vs. Maryland, 2016
Avery Anderson		1 at Ohio State		Same		Same
Mohamed Barry	4 vs. Arkansas State	Same		Same		Same
Dicaprio Bootle	4 at Oregon	Same		Same		Same
Tony Butler	1 at Oregon	Same		Same		Same
Alex Davis	1 vs. Arkansas St.; vs. No. Illinois	1 4x, last vs. Northern Illinois	1 vs. Northern Illinois	Same	0.5 vs. Northern Illinois	Same
Carlos Davis	5 at Oregon; vs. Northern Illinois	6 at Iowa, 2016	1 vs. Northern Illinois	1 vs. PU, 2016; at Wis, 2016; NIU, 2017	0.5 vs. Northern Illinois	1.0 vs. Purdue, 2016; at Wisconsin, 2016
Khalil Davis	3 vs. Northern Illinois	Same	2 vs. Northern Illinois	2 vs. Wyoming, 2016; NIU, 2017	0.5 vs. Northern Illinois	Same
Jojo Domann		1 4x, last at Wisconsin, 2016		Same		Same
Tyrin Ferguson	2 vs. Northern Illinois	Same		Same		Same
Luke Gifford	9 vs. Arkansas State	Same	1 vs. vs. Northern Illinois	1 vs. S. Alabama, 2015; vs. NIU, 2017	0.5 vs. Northern Illinois	Same
Lamar Jackson	5 vs. Arkansas State	6 vs. Fresno State		2 vs. Fresno State, 2016		1 vs. Fresno State, 2016
Chris Jones		6 vs. Oregon, 2016		2 at Northwestern, 2016		1.0 vs. Southern Miss, 2015; at NW, 2016
Boaz Joseph		2 at Wisconsin, 2016; at Ohio State, 2016		Same		Same
Joshua Kalu	6 vs. Arkansas State	9 3x, last at OSU, 2016		2 vs. BYU, 2015		1.0 vs. So. Miss, 2015; Fresno St., 2016
Sedrick King		1 vs. Fresno State; vs. Wyoming		Same		Same
Eric Lee Jr.	7 vs. Arkansas State	Same	1 vs. Arkansas State	1 at Ohio State, 2016; ASU, 2017		1 at Ohio State, 2016
Luke McNitt	2 vs. Arkansas State	2 vs. Fresno State, 2016 vs. Arkansas St, 2017		Same		Same
Collin Miller	1 vs. Northern Illinois	Same		Same		Same
A.J. Natter		1 4x, last vs. Maryland		Same		Same
DaiShon Neal		1 at Northwestern; at Ohio State		Same		Same
Marcus Newby	10 at Oregon	Same	1 at Oregon	1 10x, last at Oregon, 2017		1 4x, last vs. Maryland, 2016
Antonio Reed	5 at Oregon; vs. Northern Illinois	Same	1 at Oregon; vs. NIU	Same		Same
Avery Roberts	1 at Oregon	Same		Same		Same
Mick Stoltzenberg	5 at Oregon	6 at Wisconsin, 2016		2 at Northwestern		1.0 vs. S. Alabama, 2015; at Wis., 2016
Jeremiah Stovall	1 vs. Northern Illinois	Same		Same		Same
Deontre Thomas	3 vs. Arkansas State; at Oregon	Same		Same		Same
Aaron Williams	12 at Oregon	Same	1 vs. Northern Illinois	1 8x, last vs. Northern Illinois, 2017		1.0 at Indiana, 2016; vs. Maryland, 2016
Kieron Williams		10 at Indiana, 2016		1 4x, last vs. Purdue, 2016		Same
Chris Weber	10 at Oregon	17 at Illinois, 2015	1 at Oregon; vs. NIU	3 at Illinois, 2015		Same
Dedrick Young	7 vs. Arkansas State; at Oregon	11 at Illinois, 2015; vs. Purdue, 2016	1 vs. Arkansas State	2 at Illinois, 2015; at Indiana, 2016	1 vs. Arkansas State, 2017	1.0 at Indiana, 2016; ASU, 2017

Nebraska Statistical Highs and Lows

NEBRASKA TOTALS	HIGHS	LOWS
Points Scored	43 vs. Arkansas State	17 vs. Northern Illinois
First Downs	25 vs. Arkansas State	18 vs. Northern Illinois
Rushing Attempts	38 vs. Arkansas State	29 at Oregon
Rushing Yards	225 vs. Arkansas State	85 vs. Northern Illinois
Passes Attempted	47 vs. Northern Illinois	32 vs. Arkansas State
Passes Completed	25 vs. Northern Illinois	19 vs. Arkansas State; at Oregon
Had Intercepted	4 at Oregon	0 vs. Arkansas State
Passing Yards	299 vs. Northern Illinois	238 vs. Arkansas State
Total Plays	83 vs. Northern Illinois	70 vs. Arkansas State; at Oregon
Total Yards	463 vs. Arkansas State	361 at Oregon
Possession Time	36:34 vs. Northern Illinois	29:22 at Oregon
Fumbles	2 vs. Northern Illinois	1 vs. Arkansas State; at Oregon
Fumbles Lost	0 vs. Arkansas State; at Oregon; Northern Illinois	
Turnovers	4 at Oregon	0 vs. Arkansas State
Turnover Margin	+2 vs. Arkansas State	-2 at Oregon; vs. Northern Illinois
Penalties	8 vs. Arkansas State	3 at Oregon
Yards Penalized	75 vs. Arkansas State	25 at Oregon
Sacks By-Yards Lost	2-14 vs. Northern Illinois	0-0 at Oregon
Team Tackles for Loss-Yards	9-30 vs. Northern Illinois	2-6 vs. Arkansas State; 2-11 at Oregon

OPPONENT TOTALS	HIGHS	LOWS
Points Scored	42 at Oregon	21 vs. Northern Illinois
First Downs	32 vs. Arkansas State	13 vs. Northern Illinois
Rushing Attempts	44 at Oregon	21 vs. Arkansas State
Rushing Yards	201 at Oregon	82 vs. Arkansas State
Passes Attempted	68 vs. Arkansas State	23 vs. Northern Illinois
Passes Completed	46 vs. Arkansas State	15 vs. Northern Illinois
Had Intercepted	2 vs. Arkansas State	0 vs. Northern Illinois
Passing Yards	415 vs. Arkansas State	128 vs. Northern Illinois
Total Plays	89 vs. Arkansas State	54 vs. Northern Illinois
Total Yards	566 at Oregon	213 vs. Northern Illinois
Possession Time	30:38 at Oregon	23:26 vs. Northern Illinois
Fumbles	3 at Oregon; vs. Northern Illinois	2 vs. Arkansas State
Fumbles Lost	1 at Oregon; vs. Northern Illinois	0 vs. Arkansas State
Turnovers	2 vs. Arkansas State; at Oregon	1 vs. Northern Illinois
Turnover Margin	+2 at Oregon; vs. Northern Illinois	-2 vs. Arkansas State
Penalties	12 at Oregon	3 vs. Northern Illinois
Yards Penalized	103 at Oregon	25 vs. Northern Illinois
Sacks By-Yards Lost	3-24 vs. Northern Illinois	1-7 vs. Arkansas State
Team Tackles for Loss-Yards	9-37 vs. Northern Illinois	4.5-12 vs. Arkansas State

NEBRASKA INDIVIDUAL HIGHS

Most Rushing Attempts.....	31; Tre Bryant vs. Arkansas State
Most Net Rushing Yards.....	192; Tre Bryant vs. Arkansas State
Most Rushing TDs.....	2; Tanner Lee vs. Northern Illinois
Longest TD Run.....	7; Mikale Wilbon vs. Arkansas State
Longest Run, No TD.....	35; Tre Bryant vs. Arkansas State
Most Pass Attempts.....	47; Tanner Lee vs. Northern Illinois
Most Completed Passes.....	25; Tanner Lee vs. Northern Illinois
Most Passing Yards.....	299; Tanner Lee vs. Northern Illinois
Most Passing TDs.....	3; Tanner Lee at Oregon
Longest TD Pass.....	44; Tanner Lee to Stanley Morgan vs. Arkansas State
Longest Pass, No TD.....	36; Tanner Lee to De'Mornay Pierson-El vs. Northern Illinois
Most Pass Receptions.....	8; De'Mornay Pierson-El vs. Northern Illinois
Most Receiving Yards.....	103; Stanley Morgan at Oregon
Most TD Receptions.....	2; Stanley Morgan at Oregon
Most Total Offense Attempts.....	54; Tanner Lee vs. Northern Illinois (7 rush, 47 passes)
Most Total Offense Yards.....	281; Tanner Lee vs. Northern Illinois (-18 rush, 299 pass)
Most All-Purpose Attempts.....	31; Tre Bryant vs. Arkansas State (31 rushes)
Most All-Purpose Yards.....	192; Tre Bryant vs. Arkansas State
Most Touchdowns Scored.....	2; Stanley Morgan at Oregon; Tanner Lee vs. Northern Illinois
Most Field Goals Attempted.....	2; Drew Brown vs. Arkansas State
Most Field Goals Made.....	2; Drew Brown vs. Arkansas State
Longest Field Goal Made.....	41; Drew Brown vs. Arkansas State
Longest Field Goal Attempted.....	41; Drew Brown vs. Arkansas State
Most Interceptions.....	1; Joshua Kalu vs. Arkansas State; Tyrin Ferguson vs. Arkansas State; Aaron Williams at Oregon
Longest Interception TD Return.....	None
Longest Interception Return, No TD.....	27; Aaron Williams at Oregon
Longest Fumble TD Return.....	None
Longest Fumble Return, No TD.....	None
Longest Punt Return, TD.....	None
Longest Punt Return, No TD.....	10; De'Mornay Pierson-El vs. Northern Illinois
Most Punt Return Yardage.....	13; De'Mornay Pierson-El vs. Northern Illinois
Longest Kickoff Return, TD.....	99; JD Spielman vs. Arkansas State
Longest Kickoff Return, No TD.....	50; JD Spielman vs. Northern Illinois
Longest Blocked Punt, TD.....	None
Longest Blocked Field Goal Return.....	None
Most Kickoff Return Yardage.....	99; JD Spielman vs. Arkansas State
Most Punts.....	7; Caleb Lightbourn at Oregon (40.3 avg)
Highest Punting Average.....	47.3; Caleb Lightbourn vs. Northern Illinois (6 punts)
Longest Punt.....	55; Caleb Lightbourn vs. Northern Illinois

Nebraska Statistical Highs and Lows

NEBRASKA INDIVIDUAL HIGHS....(CONTINUED)

Most Total Tackles.....	12; Aaron Williams at Oregon (6 solo, 6 asst.)
Most Solo Tackles.....	6; Aaron Williams at Oregon
Most Tackles for Loss	2; Khalil Davis vs. Northern Illinois (9 yards)
Most Yards Lost.....	9; Khalil Davis vs. Northern Illinois (2 TFL)
Most Quarterback Sacks.....	1; Dedrick Young II vs. Arkansas State (5 yards)
Most Yards Lost.....	5; Dedrick Young II vs. Arkansas State (1.0 sack)
Most Pass Breakups	1; Eight times
Most Blocked Field Goals	None
Most Blocked Punts.....	None
Most Blocked PAT	None

OPPONENT INDIVIDUAL HIGHS

Most Yards Rushing	153; Royce Freeman (Oregon)
Most Rushing Attempts.....	29; Royce Freeman (Oregon)
Most Yards Passing	415; Justice Hansen (Arkansas State)
Most Passing Attempts	68; Justice Hansen (Arkansas State)
Most Pass Completions	46; Justice Hansen (Arkansas State)
Most Pass Receptions.....	9; Chris Murray (Arkansas State)
Most Yards Receiving.....	117; Charles Nelson (Oregon)

OPPONENT INDIVIDUAL LONGEST PLAYS

Rush.....	28; Royce Freeman (Oregon)
Pass.....	51; Justin Herbert to Johnny Johnson (Oregon)
Field Goal.....	39; Sawyer Williams (Arkansas State)
Punt Return	63; Blaise Taylor (Arkansas State)
Kickoff Return.....	25; Chauncey Mason (Arkansas State); Jawuan Johnson (Northern Illinois)
Fumble Return.....	None
Interception Return.....	87*; Shawun Lurry (Northern Illinois)
Punt.....	55; Grace Cody (Arkansas State)

Nebraska Starting Lineups

HUSKER OFFENSIVE STARTERS GAME-BY-GAME

Opponent	WR	WR	TE	RT	RG	C	LG	LT	QB	IB	FB	PK
Arkansas State	Morgan Jr.	Pierson-El	Hoppes	Knevel	Farmer	Conrad	Foster	Gates	Lee	Bryant	Ketter [^]	Brown
Oregon	Morgan Jr.	Pierson-El	Hoppes	Farniok	Farmer	Conrad	Foster	Gates	Lee	Bryant	Ketter [^]	Brown
Northern Illinois	Reimers	Spielman	Hoppes	Farniok	Farmer	Conrad	Foster	Gates	Lee	Wilbon	Ketter [^]	Brown
Rutgers												
Illinois												
Wisconsin												
Ohio State												
Purdue												
Northwestern												
Minnesota												
Penn State												
Iowa												
B1G												

#-opened in three wide receiver formation; %-NU opened in a four-receiver set (three receivers and a tight end); ^-NU opened in two tight end set; \$-NU opened in four receiver set (no tight end); &-NU opened in three tight end set.

HUSKER DEFENSIVE STARTERS GAME-BY-GAME

Opponent	DE	NT	DE	OLB	LB	LB	OLB	CB	S	S	CB	P
Arkansas State	Akinmoladun	Stoltenberg	C. Davis	Newby	Weber	Young II	Gifford	Lee Jr.	Kalu	A. Williams	Jackson	Lightbourn
Oregon	Akinmoladun	Stoltenberg	C. Davis	Newby	Weber	Young II	Gifford	Lee Jr.	Kalu	A. Williams	Jackson	Lightbourn
Northern Illinois	Akinmoladun	Stoltenberg	C. Davis	Newby	Weber	Young II	Gifford	Lee Jr.	Reed	A. Williams	Jackson	Lightbourn
Rutgers												
Illinois												
Wisconsin												
Ohio State												
Purdue												
Northwestern												
Minnesota												
Penn State												
Iowa												
B1G												

*- NU opened with nickel package # - NU opened with dime packages; %-NU opened with five defensive linemen; @-NU opened with three safeties; !-NU opened with 3 defensive ends

Overall Participation

PLAYER (GAMES):

Freedom Akinmoladun (3/3); Avery Anderson (3/-); Mohamed Barry (3/-); Dicaprio Bootle (3/-); Drew Brown (3/-); Tre Bryant (2/2); Tony Butler (3/-); Cole Conrad (3/3); Zack Darlington (3/-); Alex Davis (3/-); Carlos Davis (3/3); Khalil Davis (3/-); Marquel Dismuke (3/-); Tanner Farmer (3/3); Matt Farniok (3/2); Tyrin Ferguson (3/-); Jerald Foster (3/3); Nick Gates (3/3); Luke Gifford (3/3); Tyler Hoppes (3/3); Lamar Jackson (3/3); Boaz Joseph (1/-); Joshua Kalu (2/2); Reid Karel (3/-); Connor Ketter (3/3); David Knevel (1/1); Eric Lee Jr. (3/3); Tanner Lee (3/3); Caleb Lightbourn (3/-); Tyjon Lindsey (3/-); Luke McNitt (3/-); Collin Miller (3/-); Stanley Morgan (3/2); DaiShon Neal (3/-); Marcus Newby (3/3); Peyton Newell (3/-); Jordan Ober (3/-); Devine Ozigbo (1/-0); De'Mornay Pierson-El (3/2); Gabe Rahn (3/-); John Raridon (1/-); Antonio Reed (3/1); Bryan Reimers (3/1); Avery Roberts (2/-); Austin Rose (3/-); Matt Snyder (3/-); JD Spielman (3/1); Jack Stoll (3/-); Mick Stoltenberg (3/3); Jeremiah Stovall (3/-); Deontre Thomas (3/-); Chris Weber (3/3); Jacob Weinmaster (3/-); Mikale Wilbon (3/1); Aaron Williams (3/3); Kieron Williams (3/-); Boe Wilson (3/-); Conor Young (3/-); Dedrick Young (3/3)

Game 1 | Nebraska 43, Arkansas St. 36

SCORE BY QUARTERS	1	2	3	4	FINAL
Arkansas State	14	12	0	10	36
Nebraska	17	10	7	9	43

Lincoln (Sept. 2) --- Sophomore I-back Tre Bryant erupted for a career-high 192 yards on 31 carries to pace Nebraska to a 43-36 win over Arkansas State in the season opener for both teams.

Bryant had 114 of his yards in the second half, as Nebraska built a 14-point fourth quarter lead and weathered a frantic finish. Leading 43-29 after a Husker safety, ASU's Justice Hansen hit Kendrick Edwards on a three-yard touchdown pass with 47 seconds left to pull the Red Wolves within 43-36. Arkansas State then recovered an on-side kick to keep its upset hopes alive. The Red Wolves drove to the 11-yard line with 11 seconds remaining before the Blackshirts preserved the win. On first down, Lamar Jackson broke up a pass in the end zone intended for Justin McInnis, before Hansen threw too high to Edwards on the game's final play.

Hansen set the Arkansas State record and tied the Nebraska individual opponent passing record by completing 46 throws on a Nebraska opponent-record-tying 68 attempts. He finished with 415 passing yards and three touchdowns, but he also threw a pair of costly interceptions.

Husker quarterback Tanner Lee led a balanced NU attack, completing 19-of-32 passes for 238 yards and two touchdowns without committing a turnover, as Nebraska threw for 238 and rushed for 225. Stanley Morgan led the Huskers with five catches for 102 yards to set career bests in both categories. Freshman JD Spielman accounted for 143 all-purpose yards, highlighted by a 99-yard kickoff return in the first quarter. Six Huskers had multiple catches on the evening.

Leading 27-26 at the half, Bryant took over for the Huskers in the third quarter. His one-yard touchdown run with 11:14 left in the third quarter pushed Nebraska's lead to 34-26, before the Blackshirts slowed down the Red Wolves by allowing just 43 yards in the third quarter. The Huskers extended their lead to 41-26 early in the fourth quarter on an eight-yard pass from Lee to senior De'Mornay Pierson-El to cap a six-play, 53-yard drive with 12:25 left in the game.



SCORING SUMMARY

QTR	TIME	TEAM	SCORE
1st	09:52	NEB	Brown 21 yd field goal
1st	05:07	ASU	Taylor 63 yd punt return (Williams kick)
1st	04:53	NEB	Spielman 99 yd kickoff return (Brown kick)
1st	02:12	ASU	Murray 29 yd pass from Hansen (Williams kick)
1st	00:32	NEB	Morgan 44 yd pass from Lee (Brown kick)
2nd	09:57	NEB	Wilbon 7 yd run (Brown kick)
2nd	07:00	ASU	TEAM safety
2nd	03:45	ASU	Mack 3 yd pass from Hansen (Williams kick)
2nd	01:02	NEB	Brown 41 yd field goal
2nd	00:00	ASU	Williams 39 yd field goal
3rd	11:14	NEB	Bryant 1 yd run (Brown kick)
4th	12:25	NEB	Pierson-El 8 yd pass from Lee (Brown kick)
4th	09:27	ASU	Williams 31 yd field goal
4th	05:52	NEB	TEAM safety
4th	00:47	ASU	Edwards 3 yd pass from Hansen (Williams kick)

TEAM STATISTICS

	ASU	NEB
FIRST DOWNS	32	25
RUSHES-YARDS (NET)	21-82	38-225
PASSING YDS (NET)	415	238
Passes Att-Comp-Int	68-46-2	32-19-0
TOTAL OFFENSE PLAYS-YARDS	89-497	70-463
Fumble Returns-Yards	0-0	0-0
Punt Returns-Yards	1-63	1-1
Kickoff Returns-Yards	3-62	2-114
Interception Returns-Yards	0-0	2-0
Punts (Number-Avg)	5-39.6	5-42.4
Fumbles-Lost	2-0	1-0
Penalties-Yards	9-63	8-75
Possession Time	27:42	32:18
Third-Down Conversions	7 of 13	7 of 14
Fourth-Down Conversions	0 of 0	0 of 0
Red-Zone Scores-Chances	3-5	4-4
Sacks By: Number-Yards	1-7	1-5

RUSHING: AS- Wand Warren 12-69; Jamal Jones 4-14; Chris Murray 1-2; Justice Hansen 4-3; **Nebraska-**Tre Bryant 31-192; De'Mornay Pierson-El 2-23; Mikale Wilbon 2-15; Stanley Morgan Jr. 1-2; Luke McNitt 1-0; Tanner Lee 1-7

PASSING: AS- Justice Hansen 46-68-2-415-3. **Nebraska-**Tanner Lee 19-32-0-238-2

RECEIVING: AS- Chris Murray 9-90; Kendrick Edwards 8-100; Christian Booker 7-72; Omar Bayless 7-42; Blake Mack 5-50; Dijon Paschal 3-23; Justin McInnis 3-22; Warren Wand 2-15; Jamal Jones 2-1. **Nebraska-**Stanley Morgan Jr. 5-102; Tyler Hoppes 3-40; Tyjon Lindsey 3-14; Mikale Wilbon 3-7; JD Spielman 2-44; De'Mornay Pierson-El 2-20; Luke McNitt 1-11.

INTERCEPTIONS: FS- None. **Nebraska-**Joshua Kalu 1-0; Tyrin Ferguson 1-0

FUMBLES: FS- Justice Hansen 1-0; Blaise Taylor 1-0. **Nebraska-**Mikale Wilbon 1-0

SACKS (Sacks-Yds): AS- Caleb Caston 1-7. **Nebraska-** Dedrick Young II 1-5

TACKLE LEADER (UA-A): AS-Kyle Wilson 3-7. **Nebraska-**Luke Gifford 4-5

Game 2 | Oregon 42, Nebraska 35

SCORE BY QUARTERS	1	2	3	4	FINAL
Nebraska	7	7	14	7	35
Oregon	21	21	0	0	42

Eugene, Ore. (Sept. 9) -- Nebraska's defense held Oregon scoreless on seven straight possessions in the second half to spur a furious rally, but the Ducks forced four turnovers, including a clinching interception in the final two minutes and held on for a 42-35 victory at Autzen Stadium.

NU trailed 42-14 at halftime but scored on its first two possessions of the second half to stay in the game. The Husker defense forced two turnovers and another turnover on downs to redeem themselves from a first half in which Oregon amassed 409 yards.

Antonio Reed forced a fumble by running back Royce Freeman that linebacker Aaron Williams recovered at the Oregon 22-yard line, and it led to a Mikale Wilbon 2-yard touchdown run to pull Nebraska within seven with 2:47 remaining.

The Huskers used their three time outs in forcing a three-and-out and regained possession with 2:17 remaining on the Nebraska 43-yard line. But on the first play from scrimmage, Oregon cornerback Uguchukwu Amadi intercepted Tanner Lee to clinch the win. Lee was 19-of-41 passing for 252 yards and three touchdowns, with four interceptions. Sophomore running back Tre Bryant ran 20 times for 107 yards for his second straight 100-yard rushing game, as the Huskers finished with 361 yards of total offense.

Justin Herbert completed 25 of 33 passes for 365 yards and three touchdowns, and Freeman ran 29 times for 153 yards and two touchdowns, as the Ducks amassed 566 total yards, but only 157 came in the second half.

Oregon scored on its first possession before a Husker turnover led to another Ducks touchdown just 3:31 into the game. Nebraska settled in and went on a 10-play, 95-yard drive capped by De'Mornay Pierson-El's 23-yard touchdown catch. Nebraska eventually pulled to within 21-14 after a Tre Bryant touchdown run early in the second quarter, but Oregon took control with 21 straight points to close the half.

Lee directed two scoring drives, sandwiched around a three-and-out by the defense, to start the second half. On the second play of the half, Lee hit Pierson-El for a 34-yard pass to get the Huskers into Oregon territory. On 4th-and-10, Morgan gained 22 yards on a catch-and-run, and then hauled in an 18-yard touchdown pass on the next play. Morgan finished with career highs of seven receptions and 103 yards to increase his career total to 962 receiving yards.

NU's next drive began at the Husker 47-yard line. This time, Bryant paced the Huskers with rushes of 12, 8 and 5 yards, before Lee found Morgan for a 28-yard touchdown, pulling Nebraska within 42-28.

SCORING SUMMARY

1st	13:42	ORE	Schooler 32 yd pass from Herbert (Schneider kick)
1st	11:31	ORE	Nelson 8 yd pass from Herbert (Schneider kick)
1st	03:03	NEB	Pierson-El 23 yd pass from Lee (Brown kick)
1st	00:00	ORE	Freeman 2 yd run (Schneider kick)
2nd	13:26	NEB	Bryant 5 yd run (Brown kick)
2nd	07:10	ORE	Freeman 1 yd run (Schneider kick)
2nd	02:40	ORE	Benoit 5 yd run (Schneider kick)
2nd	00:39	ORE	Mitchell 17 yd pass from Herbert (Schneider kick)
3rd	12:50	NEB	Morgan 18 yd pass from Lee (Brown kick)
3rd	08:52	NEB	Morgan 28 yd pass from Lee (Brown kick)
4th	02:47	NEB	Wilbon 2 yd run (Brown kick)

TEAM STATISTICS

	NEB	ORE
FIRST DOWNS	19	22
RUSHES-YARDS (NET)	29-109	44-201
PASSING YDS (NET)	252	365
Passes Att-Comp-Int	41-19-4	33-25-1
TOTAL OFFENSE PLAYS-YARDS	70-361	77-566
Fumble Returns-Yards	0-0	0-0
Punt Returns-Yards	0-0	2-1
Kickoff Returns-Yards	1-11	2-28
Interception Returns-Yards	1-27	4-84
Punts (Number-Avg)	7-40.3	5-37.0
Fumbles-Lost	1-0	3-1
Penalties-Yards	3-25	12-103
Possession Time	29:22	30:38
Third-Down Conversions	2 of 14	7 of 14
Fourth-Down Conversions	2 of 2	0 of 1
Red-Zone Scores-Chances	3-3	5-6
Sacks By: Number-Yards	0-0	2-17

RUSHING: ORE- Royce Freeman 29-153; Justin Herbert 5-31; Tony Brooks-James 6-7; Charles Nelson 2-6; Kani Benoit 1-5; TEAM 1-minus-1. **Nebraska-** Tre Bryant 20-107; Mikale Wilbon 3-8; Tyjon Lindsey 2-5; Luke McNitt 1-2; Nick Gates 0-6; Tanner Lee 3-minus-19;

PASSING: ORE- Justin Herbert 25-33-1-365-3. **Nebraska-**Tanner Lee 19-41-4-252-3


RECEIVING: ORE-Charles Nelson 8-117; Dillon Mitchell 5-80; Johnny Johnson III 4-80; Brenden Schooler 3-41; Cam McCormick 1-22; Jacob Braeland 1-13; Royce Freeman 1-9; Tony Brooks-James 1-2; Kani Benoit 1-1. **Nebraska-**Stanley Morgan Jr. 7-103; De'Mornay Pierson-El 4-67; Tyjon Lindsey 3-12; Tyler Hoppes 2-37; JD Spielman 2-29; Mikale Wilbon 1-4.

INTERCEPTIONS: ORE-Tyree Robinson 1-35; Thomas Graham Jr. 2-28; Uguchukwu Amadi 1-21. **Nebraska-**Williams, Aaron 1-27

FUMBLES: ORE-Royce Freeman 1-1; Charles Nelson 1-0; Justin Herbert 1-0 **Nebraska-**Tanner Lee 1-0

SACKS (Sacks-Yds): ORE-Troy Dye 1-10; Jonah Moi 1-7. **Nebraska-**None

TACKLE LEADER (UA-A): ORE-Troy Dye 7-4. **Nebraska-**Aaron Williams 6-5



Game 3 | Northern Illinois 21, Nebraska 17

SCORE BY QUARTERS	1	2	3	4	FINAL
Northern Illinois	14	0	0	7	21
Nebraska	0	0	10	7	17

Lincoln (Sept. 16) -- Nebraska put up 171 more yards of total offense than Northern Illinois, but the Huskies used three interceptions, including a pair of first-quarter pick sixes, to defeat the Huskers, 21-17. The loss snapped Nebraska's eight-game home winning streak.

Nebraska quarterback Tanner Lee completed 25-of-47 passes for 299 yards on the day, but he threw a trio of interceptions and was sacked three times. After Nebraska drove quickly down the field on the opening drive, NIU's Shawun Lurry jumped a wide receiver screen and raced 87 yards for a touchdown to give the Huskies an early 7-0 lead. Later in the quarter, Jawuan Johnson picked off another Lee pass and scampered 25 yards to put NIU up 14-0.



While the offense was unable to get untracked, the Blackshirts played solid on defense to keep the Northern Illinois offense off the board in the first half. In fact, Nebraska out-yarded NIU, 201-88, in the half and ran 43 plays compared to just 25 for the Huskies.

The Huskers got on the scoreboard midway through the third quarter, as Lee scored on a four-yard run after Marquel Dismuke recovered a muffed NIU punt at the 2-yard line. Nebraska cut the margin to 14-10 with 15 seconds left in the third quarter on Drew Brown's 36-yard field goal to finish a 15-play, 71-yard drive. The Huskers then took their first lead of the day on Lee's one-yard touchdown run with 11:14 left in the game to cap a six-play, 63-yard march by the Big Red.

However, Nebraska's lead was short-lived, as Northern Illinois quarterback Daniel Santacaterina moved the Huskies 75 yards in just six plays to put NIU back in front 21-17 with 8:52 remaining.

Nebraska had two chances to answer down the stretch, the first drive ended with an incomplete pass on 4th-and-7 at the NIU 33 with 5:31 left. The Blackshirts got another stop with 3:09 left, but Lee was intercepted for the third time on 4th-and-14 from the Nebraska 16 with 1:36 left.

NU I-back Mikale Wilbon led the Nebraska backs with 90 yards on 24 carries. De'Mornay Pierson-El led Nebraska's receivers with 101 yards on a career-high eight receptions while Stanley Morgan Jr. added six catches for 94 yards to go over 1,000 yards receiving in his career.

Jordan Huff led the Northern Illinois running game with 105 yards and a touchdown on just 16 carries, while Santacaterina threw for 128 yards on 15-of-22 passing to improve to 2-0 as a starter for the Huskies this season.

SCORING SUMMARY

QTR	TIME	TEAM	SCORE
1st	11:24	NIU	Lurry 87 yd interception return (Hagan kick)
1st	01:13	NIU	Johnson 25 yd interception return (Hagan kick)
3rd	08:05	NEB	Lee 4 yd run (Brown kick)
3rd	00:15	NEB	Brown 36 yd field goal
4th	11:14	NEB	Lee 1 yd run (Brown kick)
4th	08:52	NIU	Huff 2 yd run (Hagan kick)

TEAM STATISTICS

	NIU	NEB
FIRST DOWNS	13	18
RUSHES-YARDS (NET)	31-85	36-85
PASSING YDS (NET)	128	299
Passes Att-Comp-Int	23-15-0	47-25-3
TOTAL OFFENSE PLAYS-YARDS	54-213	83-384
Fumble Returns-Yards	0-0	0-0
Punt Returns-Yards	2--10	5-13
Kickoff Returns-Yards	1-25	3-91
Interception Returns-Yards	3-121	0-0
Punts (Number-Avg)	8-46.4	6-47.3
Fumbles-Lost	3-1	2-0
Penalties-Yards	3-25	5-48
Possession Time	23:26	36:34
Third-Down Conversions	3 of 13	6 of 19
Fourth-Down Conversions	0 of 0	2 of 4
Red-Zone Scores-Chances	1-2	3-5
Sacks By: Number-Yards	3-24	2-14

RUSHING: NIU- Jordan Huff 16-105; Marcus Childers 2-10; Marcus Jones 1-3; Christian Blake 1-minus-1; Daniel Santacaterina 7-minus-9; Team 4-minus-23. **Nebraska**-Mikale Wilbon 24-90; Devine Ozigbo 2-8; Luke McNitt 1-4; JD Spielman 2-1; Tanner Lee 7-minus-18

PASSING: NIU- Daniel Santacaterina 15-22-0-128-0; Christian Blake 0-1-0-0-0. **Nebraska**- Tanner Lee 25-47-3-299-0

RECEIVING: NIU- Christian Blake 5-77; Jawuan Wesley 3-29; D.J. Brown 3-18; Spencer Tears 2-minus-3; Jordan Huff 1-6; Marcus Jones 1-1. **Nebraska**-De'Mornay Pierson-El 8-101; Stanley Morgan Jr. 6-94; JD Spielman 3-52; Mikale Wilbon 3-14; Tyjon Lindsey 2-18; Tyler Hoppes 2-17; Bryan Reimers 1-3

INTERCEPTIONS: NIU- Jawuan Johnson 1-25; Josh Corcoran 1-9; Shawun Lurry 1-87. **Nebraska**-None

FUMBLES: NIU- TEAM 1-0; Jalen Embry 1-1; Daniel Santacaterina 1-0. **Nebraska**-Mikale Wilbon 1-0; De'Mornay Pierson-El 1-0.

SACKS (Sacks-Yds): NIU- Sutton Smith 2-14; Ben Leroy 1-8. **Nebraska**- Luke Gifford 0.5-4; Carlos Davis 0.5-4; Khalil Davis 0.5-3; Alex Davis 0.5-3

TACKLE LEADER (UA-A): NIU-Bobby Jones 5-9. **Nebraska**-Luke Gifford 4-4