

# N NEBRASKA FOOTBALL

5 NATIONAL CHAMPIONSHIPS • 46 CONFERENCE TITLES • 53 BOWL GAMES



NEBRASKA  
CORNHUSKERS

## GAME 2: NEBRASKA (1-0) at OREGON (1-0)

SEPT. 9, 2017 • 3:30 P.M. (CT)  
EUGENE, ORE. • AUTZEN STADIUM  
CAPACITY: 54,000 • SURFACE: FIELDTURF  
ALL-TIME SERIES: NEBRASKA, 6-1



OREGON  
DUCKS

- **Record:** 1-0 (0-0, Big Ten)
- **Last Game:** def. Arkansas State, 43-36
- **Rankings:** Receiving Votes
- **Coach:** Mike Riley
- **At Nebraska:** 16-11 (3rd year)
- **Career:** 109-91 (17th year)
- **vs. Oregon:** 5-10



FOX

Joe Davis, Play-by-Play  
Brady Quinn, Analyst  
Bruce Feldman, Sidelines

- **Record:** 1-0 (0-0, Pac-12)
- **Last Game:** So. Utah, W, 77-21
- **Rankings:** Receiving votes
- **Coach:** Willie Taggart
- **At Oregon:** 1-0 (1st year)
- **Career:** 41-45 (8th year)
- **vs. Nebraska:** 0-1

# 200

Nebraska had a balanced offense against Arkansas State, posting better than 200 yards both on the ground and through the air. It was NU's first 200-200 game since game five of last season. Nebraska is 9-0 under Mike Riley when rushing for 200 yards.

# 31

Sophomore Tre Bryant carried the ball 31 times in the season opener against Arkansas State. The 31 rushing attempts were the most by a Husker in three seasons with Mike Riley as head coach.

# 0

Nebraska did not turn the ball over in Saturday night's game. The Huskers have been turnover-free in four of five games dating back to last season.

## THE MATCHUP

Nebraska heads on the road for the first time in 2017 on Saturday, traveling to Eugene, Ore., to take on the Oregon Ducks. Game time is set for 3:30 p.m. CT with national television coverage on FOX, and radio coverage on the IMG Husker Sports Network.

The Huskers are coming off a 43-36 victory over Arkansas State in the season opener in Lincoln. Nebraska used a balanced offensive attack against the Red Wolves, rolling up better than 200 yards both rushing and passing in the win. The victory marked the 31st time in 32 seasons Nebraska has posted a victory in its season opener.

The trip to Oregon completes a home-and-home series with the Ducks after NU won in Lincoln last season. The game will also be a homecoming of sorts for Head Coach Mike Riley, who is a native of Corvallis, and coached at Oregon State for 14 seasons.

The Ducks are coming off an impressive 77-21 victory over Southern Utah in their season opener Saturday night. Oregon rolled up 703 yards of total offense in its victory, including 348 rushing yards and 355 yards through the air.

Oregon is under the direction of first-year head coach Willie Taggart, who previously had head coaching stints at Western Kentucky and South Florida before taking over the Ducks.

## NEBRASKA FOOTBALL TOP 10

- Nebraska is 890-372-40 all-time, one of only 10 schools with 800 wins.
- The Cornhuskers rank fourth all-time with their 890 victories.
- Nebraska has won five national titles (1970, 1971, 1994, 1995, 1997).
- The Huskers have won an NCAA record 46 conference championships.
- Nebraska's 53 all-time bowl appearances rank second in NCAA history.
- Three Huskers have won the Heisman Trophy (Rodgers, Rozier, Crouch).
- Nebraska's 107 football Academic All-Americans lead the nation.
- The Huskers have 110 first-team All-Americans in school history.
- Nebraska football is the only team in any sport in NCAA history to total 100 athletic and academic All-Americans.
- Memorial Stadium has been sold out every game since Nov. 3, 1962, a streak of 355 consecutive sellouts.



## HUSKER RADIO

Greg Sharpe  
Matt Davison  
Ben McLaughlin

## NATIONAL SIMULCASTS

• Sirius: 98 • XM: 198

**1** NEBRASKA 43  
ARKANSAS STATE 36

Saturday, Sept. 2 • 7 p.m. (BTN)  
Lincoln, Neb. • Memorial Stadium

**2** NEBRASKA 1-0  
OREGON 1-0

Saturday, Sept. 9 • 3:30 p.m. (FOX)  
Eugene, Ore. • Autzen Stadium

**3** NORTHERN ILLINOIS 0-1  
NEBRASKA 1-0

Saturday, Sept. 16 • 11 a.m. (FS1)  
Lincoln, Neb. • Memorial Stadium

**4** RUTGERS 0-1  
NEBRASKA 1-0

Saturday, Sept. 23 • 2:30/3 p.m. (TBA)  
Lincoln, Neb. • Memorial Stadium

**5** NEBRASKA 1-0  
ILLINOIS 1-0

Friday, Sept. 29 • 7 p.m. (FS1)  
Champaign, Ill. • Memorial Stadium

**6** #10 WISCONSIN 1-0  
NEBRASKA 1-0

Saturday, Oct. 7 • TBA (TBA)  
Lincoln, Neb. • Memorial Stadium

**7** #2 OHIO STATE 1-0  
NEBRASKA 1-0

Saturday, Oct. 14 • TBA (TBA)  
Lincoln, Neb. • Memorial Stadium

**8** NEBRASKA 1-0  
PURDUE 0-1

Saturday, Oct. 28 • TBA (TBA)  
West Lafayette, Ind. • Ross-Ade Stadium

**9** NEBRASKA 1-0  
NORTHWESTERN 1-0

Saturday, Nov. 4 • TBA (TBA)  
Lincoln, Neb. • Memorial Stadium

**10** NEBRASKA 1-0  
MINNESOTA 1-0

Saturday, Nov. 11 • TBA (TBA)  
Minneapolis, Minn. • TCF Bank Stadium

**11** NEBRASKA 1-0  
#6 PENN STATE 1-0

Saturday, Nov. 18 • TBA (TBA)  
University Park, Pa. • Beaver Stadium

**12** IOWA 1-0  
NEBRASKA 1-0

Friday, Nov. 24 • 3 p.m. (FS1)  
Lincoln, Neb. • Memorial Stadium

**13** BIG TEN CONFERENCE  
CHAMPIONSHIP GAME

Saturday, Dec. 2 • 7 p.m. (FOX)  
Indianapolis, Ind. • Lucas Oil Stadium

## NEBRASKA COMMUNICATIONS

One Memorial Stadium  
P.O. Box 880123  
Lincoln, NE 68588-0123  
(402) 472-2263  
sportsinfo@huskers.com

Shipping Address: 600 Stadium Drive

## FOOTBALL CONTACTS

Credential Requests..... Huskers.com/Media

Assistant A.D./Communications... Keith Mann

Phone.....402-472-0237  
E-Mail.....kmann@huskers.com

Sr. Assoc. Comm. Director . Shamus McKnight

Phone.....402-472-7772  
E-Mail.....smcknight@huskers.com

Associate Comm. Director .....Matt Smith

Phone.....402-472-7780  
E-Mail.....msmith@huskers.com

Admin. Associate (Credentials) .. Vicki Capazo

Phone.....402-472-2263  
E-Mail.....vcapazo@huskers.com

Huskers.com • @Huskers

## GENERAL MEDIA POLICIES

All player and coach interviews must be arranged at least one day in advance through the Nebraska Communications Office. Contact Keith Mann, Shamus McKnight, Matt Smith or Erica Nett. All post-practice interviews will be conducted at the practice site. Interviews will not be conducted in the weight room, Student Life Complex, training room, hallways or the tunnel leading from the locker room to the field. The Nebraska locker room, training room and football office meeting rooms are **OFF-LIMITS** to the media. When arriving for post-practice interviews, media should wait in the Hawks Center lobby, or access Memorial Stadium through Gate 11 entrance if practice is in the stadium.

Requested players are available (depending on class schedules) at the Monday press conferences (11:30 a.m.-1 p.m.) and after practice on the field on Tuesday. Player cell phone numbers will **NOT** be given to the media.

Practices are **CLOSED** to the media and to the general public during the season. Media will be allowed to shoot photos/video at the start of practice on Tuesdays (app. 15 minutes). A Communications representative will be on hand during the open portion of practice.

After all games, Nebraska's locker room is closed. Head Coach Mike Riley, coordinators and requested players will be brought to the postgame interview room after a 10-minute cooling off period. At home, the postgame interview room is located in the strength complex of the Osborne Athletic Complex. Media are asked to wait to set up equipment until the conclusion of halftime. On the road, Coach Riley, assistant coaches and requested players will be brought to the designated interview area. Please note, **NO INTERVIEWS** will be conducted on the field as the players are returning to the locker room.

## NEBRASKA MEDIA INFORMATION AND POLICIES

## COACH AND PLAYER AVAILABILITY

## MONDAY

## Nebraska Weekly Press Conference

Coach Riley will be available in the West Stadium Level 6 at Memorial Stadium at 11:30 a.m. CT. The press conference will be available free at Huskers.com. Players will follow Coach Riley at the press conference.

Following Monday practice, assistant coaches will be available on the practice field. No player interviews will be conducted following Monday practice.

## TUESDAY

## Big Ten Teleconference (Mike Riley - 11:24 a.m. CT)

To participate on the teleconference, media members should call 1-866-392-7674. Contact the Big Ten Conference Office for the weekly passcode. The calls will be available for playback approximately two hours after each conference at [www.bigten.org](http://www.bigten.org).

- 11:00 a.m. – Chris Ash, Rutgers
- 11:08 a.m. – Jim Harbaugh, Michigan
- 11:16 a.m. – Paul Chryst, Wisconsin
- 11:24 a.m. – **MIKE RILEY, NEBRASKA**
- 11:32 a.m. – Mark Dantonio, Michigan State
- 11:40 a.m. – Kirk Ferentz, Iowa
- 11:48 a.m. – P.J. Fleck, Minnesota
- 11:56 a.m. – Pat Fitzgerald, Northwestern
- 12:04 p.m. – Lovie Smith, Illinois
- 12:12 p.m. – DJ Durkin, Maryland
- 12:20 p.m. – Jeff Brohm, Purdue
- 12:28 p.m. – James Franklin, Penn State
- 12:36 p.m. – Urban Meyer, Ohio State
- 12:44 p.m. – Tom Allen, Indiana

A group of players not at Monday's press conference and assistant coaches will be available on the field after practice.

## WEDNESDAY

There will be no interviews following Wednesday practice.

## THURSDAY

Coach Riley available after practice on field.

## FRIDAY

No Media Availability.

## RILEY PHONE INTERVIEWS

Media wishing to try to arrange a phone interview may contact Keith Mann for availability. Please contact the Communications Office as far in advance as possible.

## STUDENT-ATHLETE PHONE INTERVIEWS

Out-of-town media requesting phone interviews with players should contact Keith Mann or Shamus McKnight with those requests, preferably on Sundays, but no later than 10 a.m. CT on Monday of game week. Other than rare exceptions, these interviews will take place only during the Monday press conference window or the Tuesday post-practice player availability.

## S-A/COACH MUG SHOTS

Action photos and/or a flash drive of Nebraska mug shots may be obtained by calling or e-mailing the Nebraska Communications Office.

## HUSKERS.COM

Huskers.com is the official site of Nebraska Athletics and includes updated stats, game notes, depth chart and extensive quotes and audio and video clips from Nebraska's Monday press conference, including Coach Riley and selected players in the afternoon.

## CREDENTIALS

Media may make credential requests for home games on-line at [Huskers.com/media](http://Huskers.com/media). Follow the steps on the web site to complete the application. You will receive an e-mail confirming your application, and approval/denial e-mail. Contact Vicki Capazo at (402) 472-2263 with questions. Once again this season, photo ID will be required to gain access to the stadium on game day and the name on your photo ID and credential must match. Single-game credentials will not be mailed and must be picked up on game day at media will call.

## TELECONFERENCE/SATELLITE FEED/FTP

For video of Nebraska's press conferences contact the Communications Office. All of Coach Riley's press conferences are available live on Huskers.com. Several players will follow Riley at the press conference.

## MEDIA GUIDE AND SUPPLEMENT ON-LINE

PDF versions of the 2017 Nebraska media guide and media supplement are available on Huskers.com. Please go to the "Football" page, on the right menu, click on "2017 Media Guide" and proceed.

## BANK OF THE WEST NEBRASKA FOOTBALL SHOW "DAY BY DAY"

The Nebraska Football television show will air on several affiliates throughout the 2017 season. The stations and times are as follows:

- KOLN/KGIN-Lincoln (Sunday, 10:35 p.m.)
- KNPL-North Platte (Sunday, 10:35 p.m.)
- KMTV-Omaha (Sunday, 11 p.m.)
- Fox Sports Midwest-Monday, 1 p.m.

The N-Side Nebraska show will follow the half-hour football show and feature all 24 of Nebraska's sports, including football during the fall.

## IMG HUSKER SPORTS RADIO NETWORK

The Husker IMG Sports Network will continue the strong tradition of broadcasting excellence in 2017, as it brings NU football to fans across the nation and the world.

In the state of Nebraska, KXSP (590 AM and KEZO (92.3 FM) serve as the Omaha affiliates. KLIN (1400 AM) along with KFGE (98.1 FM) remain the Lincoln affiliates, while KRVN (880 AM) is a powerful central Nebraska affiliate that reaches around the state. All radio broadcasts are available live on Huskers.com, the Official Husker App, TuneIn.com, the TuneIn Radio App and SiriusXM Satellite Radio.

## 2017 NEBRASKA STATIONS

- Ainsworth: 1400 AM
- Alliance: 1400 AM
- Beatrice: 1450 AM
- Broken Bow: 95.3 FM
- Chadron: 610 AM
- Columbus: 900 AM/101.1 FM
- Cozad: 1580 AM
- Fairbury: 1310 AM/99.5 FM
- Falls City: 1230 AM
- Fremont: 105.5 FM
- Grand Island: 1430 AM/97.3 FM
- Hastings: 1230 AM/94.5 FM
- Holdrege: 1380 AM/97.7 FM
- Imperial: 102.9 FM
- Kearney: 1340/105.9
- Lexington: 880 AM
- Lincoln: 1400 AM/98.1 FM
- McCook: 93.9/102.1 FM
- Neb. City: 1600 AM/103.1 FM
- Norfolk: 94.7 FM
- North Platte: 1240 AM/103.5 FM
- Ogallala: 93.5 FM
- Omaha: 590 AM/92.3 FM
- Scottsbluff: 960 AM/94.1 FM
- Sidney: 1340 AM/98.7 FM
- Superior: 1600 AM/103.9 FM
- Valentine: 940 AM
- West Point: 840/98.3 AM
- York: 1370 AM

## WEEKLY MEDIA CALENDAR: NEBRASKA AT OREGON (SEPT. 4-9)

MONDAY, SEPT. 4	TUESDAY, SEPT. 5	WEDNESDAY, SEPT. 6	THURSDAY, SEPT. 7	FRIDAY, SEPT. 8	SATURDAY, SEPT. 9
<b>PRESS CONFERENCE</b> 11 a.m. - Lunch 11:30 a.m. - Mike Riley <i>Student-Athletes to follow</i>	<b>BIG TEN CONF. CALL</b> 11 a.m. - Call begins 11:24 a.m. - Mike Riley <i>Details: Contact Big Ten</i>		<b>NEBRASKA FOOTBALL RADIO HOUR (HSN)</b> 7 p.m.		<b>GAME DAY</b> Nebraska at Oregon 3:30 P.M. CT (FOX)
<b>PRACTICE</b> 4 - 6 p.m.  <i>Available after practice:</i> • Offensive assistant coaches	<b>PRACTICE</b> 4 - 6 p.m.  <i>Available after practice:</i> • Defensive assistant coaches • Requested S-A	<b>PRACTICE</b> 4-6 p.m.  <i>No Media Access</i>	<b>PRACTICE</b> 4 - 5:30 p.m.  <i>Available after practice:</i> • Mike Riley	<b>PRACTICE</b> Walk-thru at Memorial Stadium  <b>NO MEDIA ACCESS</b> Travel to Eugene via team charter	<b>POST-GAME</b> Post-game interview area  <i>Available after game:</i> • Mike Riley • Coordinators • Requested players

**NEBRASKA-OREGON SERIES**

Date	Site	Rank NU/ORE	Res.	Score
9/27/1952	Portland	/	W	28-20
9/19/1953	Lincoln	/	L	12-20
9/11/1971	Lincoln	2/	W	34-7
9/14/1974	Lincoln	7/	W	61-7
9/28/1985	Lincoln	16/	W	63-0
9/27/1986	Lincoln	4/	W	48-14
9/17/2016	Lincoln	/22	W	35-32

Series scoring	Total	Average
Nebraska	281	40.1
Oregon	100	14.3

- Saturday's meeting wraps up a home-and-home series between the schools. Nebraska defeated Oregon, 35-32, in Lincoln last season.
- Nebraska has won five straight games in the series, outscoring Oregon, 241-60, in that five-game win streak.
- Saturday's game will mark the first time in the past six meetings that neither team has been nationally ranked. Oregon was No. 22 entering last year's game, and Nebraska was ranked in the four previous meetings.
- Nebraska will be playing in the state of Oregon for the first time since a 1952 matchup with Oregon in Portland. Since that game in 1952 in Oregon, the Huskers have played games in 29 states as well as Japan.

**RILEY RETURNS TO HOMESTATE FOR MATCHUP WITH OREGON**

Nebraska Head Coach Mike Riley will return to his homestate for Saturday's matchup with Oregon. A native of Corvallis, Riley attended Corvallis High School, before playing collegiately at Alabama.

Riley served two stints as the head coach at Oregon State, totaling 14 years on the Beavers' sideline. He left Oregon State following the 2014 season to take over as the head coach at Nebraska.

During his tenure at Oregon State, Riley's teams battled Oregon each year in a rivalry known as the Civil War.

- Riley owns a 5-10 record against Oregon, with three victories over ranked Duck teams, including last year's win in Lincoln.
- Riley's 2007 Oregon State team posted an overtime victory over No. 18 Oregon in Eugene. The winning touchdown in that game was scored by James Rodgers, who is now Nebraska's Director of Player Development.

**NEBRASKA HAS LONG HISTORY OF BATTLING PAC-12 FOES**

Nebraska's meeting with Oregon continues a tradition of playing marquee non-conference games against Pac-12 opponents. Since 1983, Nebraska has played 31 regular-season non-conference games against teams that were in the Pac-12 at game time.

- Nebraska is 23-8 against the Pac-12 in regular season games since 1983, including 3-0 against Oregon. Additionally in the regular season since 1983, NU is 6-1 vs. Arizona State, 5-3 vs. UCLA, 2-0 vs. California, 4-2 vs. Washington, 2-0 vs. Oregon State, 1-0 vs. Washington State and 0-2 vs. USC. Nebraska is 49-18-2 all-time against current Pac-12 member Colorado, a Husker foe in the Big Seven, Big Eight and Big 12 Conferences.
- Nebraska has also played five bowl games against Pac-12 teams in that time period, going 2-3 in those games.
- Nebraska played at least one non-conference game against a Pac-12 foe for 17 straight seasons from 1983 to 1999.
- Nebraska Head Coach Mike Riley is 2-0 against Pac-12 foes while at Nebraska. The Huskers defeated Oregon last season in Lincoln and posted a win over UCLA in the 2015 Foster Farms Bowl in Santa Clara, Calif.

**NEBRASKA GAMES VS. PAC-12 SINCE 2010**

Year	Opponent	Result
2016	No. 22 Oregon	W, 35-32
2015	vs. UCLA*	W, 37-29
2014	vs. No. 24 USC**	L, 45-42
2013	vs. No. 16 UCLA	L, 41-21
2012	at UCLA	L, 36-30
2011	Washington	W, 51-38
2010	vs. Washington**	L, 19-7
2010	at Washington	W, 56-21

\*-Foster Farms Bowl; \*\*-Holiday Bowl

- Nebraska has six games on its future schedules against Pac-12 opponents. The Huskers are set to meet Colorado four times between 2018 and 2024, beginning with a Sept. 8, 2018, matchup at Memorial Stadium. Nebraska will play Arizona in 2028 and 2031.

**HUSKERS LOOK FOR SUCCESS IN 2017 ROAD OPENER**

Nebraska will open its 2017 road schedule on Saturday afternoon at Autzen Stadium. This marks Nebraska's only non-league road game, before four Big Ten road games later this season.

- Riley is 1-1 in road openers at Nebraska. The Huskers defeated Northwestern last season in Evanston, after losing in overtime at Miami in 2015.
- Nebraska is 14-6 in its past 20 road openers dating back to 1997.


**BIG TEN STANDINGS**
**WEST DIVISION**

Place	Team	Overall	Big Ten
1.	Illinois	1-0	0-0
	Iowa	1-0	0-0
	Minnesota	1-0	0-0
	<b>Nebraska</b>	<b>1-0</b>	<b>0-0</b>
	Northwestern	1-0	0-0
	Wisconsin	1-0	0-0
7.	Purdue	0-1	0-0

**EAST DIVISION**

Place	Team	Overall	Big Ten
1.	Ohio State	1-0	1-0
2.	Maryland	1-0	0-0
	Michigan	1-0	0-0
	Michigan State	1-0	0-0
	Penn State	1-0	0-0
6.	Rutgers	0-1	0-0
7.	Indiana	0-1	0-1

**BIG TEN CONFERENCE PLAYER OF THE WEEK NOMINEES**

Game	Offense	Defense	Sp. Teams	Frosh
ASU	Bryant		Spielman	Spielman

ORE

NIU

RU

ILL

WIS

OSU

PUR

NU

MINN

PSU

IOWA

**Bold indicates winner**

**2017 HUSKER HONORS**
**Drew Brown, Sr., PK**

- Lou Groza Award Watch List (1 of 30)
- Wuerffel Trophy Watch List (1 of 109)
- Senior Bowl Watch List

**Nick Gates, Jr., OT**

- Outland Trophy Watch List (1 of 81)

**Chris Jones, Sr., DB**

- Thorpe Award Watch List (1 of 45)

**Joshua Kalu, Sr., DB**

- Lott IMPACT Award Watch List
- Senior Bowl Watch List

**David Knevel, Sr., OT**

- Senior Bowl Watch List

**Tanner Lee, Jr., QB**

- Johnny Unitas Award Watch List

**De'Mornay Pierson-El, Sr., WR/PR**

- Paul Hornung Award Watch List (1 of 46)

**Chris Weber, Sr., LB**

- AFCA Good Works Team Nominee (1 of 146)



**LAST TIME OUT****NEBRASKA 43 ARKANSAS ST. 36**

Team Stats	ASU	NU
<b>First Downs</b>	32	25
<b>Rushes-Yards</b>	21-82	38-225
<b>Passes</b>	46-68-2	19-32-0
<b>Passing Yards</b>	415	238
<b>Total Offense</b>	497	463
<b>3rd Downs</b>	7-of-13	7-of-14
<b>Turnovers</b>	2	0
<b>Penalties</b>	9-63	8-75
<b>Time of Possession</b>	27:42	32:18

**NU Rushing Leader**

Tre Bryant—31 carries, 192 yards, TD

**NU Passing Leader**

Tanner Lee—19-32-0, 238 yards, 2 TD

**NU Receiving Leaders**

Stanley Morgan—5 receptions, 102 yards, TD

Tyler Hoppes—3 receptions, 40 yards

JD Spielman—2 receptions, 44 yards

**NU Defensive Leaders**

Luke Gifford—4 UT, 5 AT, 9 TT

Eric Lee Jr.—5 UT, 2 AT, 7 TT, TFL

Joshua Kalu—4 UT, 2 AT, 6 TT, INT, PBU

**NU Special Teams Leader**

JD Spielman—99-yard KOR for TD

Caleb Lightbourn—5 punts, 42.4 avg., 3 I20

**NOTING GAME 1**

- Nebraska won for the 20th straight time in a night game at Memorial Stadium.
- Sophomore I-Back Tre Bryant rushed 31 times for 192 yards. The 31 carries are the most by a Husker in Mike Riley's three seasons as head coach and the 192 yards are the second most in three seasons.
- **Stanley Morgan Jr.** tied his career high with five receptions and set a career high with 102 receiving yards.
- The 99-yard kickoff return for a touchdown by **JD Spielman** was the first kickoff return for a touchdown since Kenny Bell had a 99-yard kickoff return for a TD at Penn State in 2013. It tied for the fifth-longest kickoff return in school history.
- Nebraska ran for 225 yards in the game, improving to 9-0 under Riley when rushing for 200 yards and 12-0 when out-rushing the opposition.
- Nebraska was turnover-free for the fourth time in five games dating back to last season.
- **Drew Brown** connected on a pair of field goals in the game and has made eight straight field goals. Brown has 49 career field goals, one shy of becoming the third player in NU history with 50 career field goals.
- The third-quarter interception by **Joshua Kalu** was the sixth of his career and marked the fourth straight season he has had at least one interception.
- The 68 passing attempts by Arkansas State's Justice Hansen tied the opponent record for most pass attempts against Nebraska.
- The fourth-quarter safety by the Nebraska defense was the first by the Huskers since 2015 against Northwestern.

**TRIP TO OREGON PART OF ATTRACTIVE 2017 NU SCHEDULE**

The trip to Oregon on Saturday is part of an impressive 2017 schedule for the Huskers.

Nebraska plays host to a strong seven-game home schedule, as part of an attractive schedule that includes nine Big Ten games. Nebraska posted a perfect 7-0 home record in 2016, just the second undefeated record in Lincoln since 2001.

The home schedule will be highlighted by matchups against 2016 College Football Playoff participant Ohio State, Big Ten West Division champion Wisconsin and Iowa. Northwestern and Rutgers will also visit during Big Ten play. Nebraska will host Northern Illinois in non-conference play on Sept. 16.

The Huskers make Big Ten road trips to Illinois, Purdue, Minnesota and 2016 Big Ten champion Penn State. Nebraska's 2017 schedule features games against seven teams that played in a bowl game last year.

**RILEY IN THIRD SEASON AT HELM OF HUSKER PROGRAM**

Head Coach Mike Riley is in his third season as the Nebraska head coach in 2017. Riley has guided the Huskers to a 16-11 record.

- Riley is in his 26th season as a head coach, tying for the second-most experience of any FBS head coach entering the 2017 season.
- Riley is one of eight active FBS head coaches who also has experience as an NFL head coach.
- Riley owns 16 victories over nationally ranked opponents during his college head coaching tenure.

**DIACO LEADING NEW-LOOK BLACKSHIRT DEFENSE**

Nebraska has three new faces on its defensive staff in 2017. The group is led by new defensive coordinator Bob Diaco, while Donté Williams coaches the Husker cornerbacks and Scott Booker tutors the NU safeties.

- Diaco was the winner of the 2012 Broyles Award as the nation's best assistant coach, while at Notre Dame. He is regarded as one of the top defensive minds in college football and has a proven track record of success at the highest level. Diaco comes to Nebraska after three seasons as the head coach at the University of Connecticut. Diaco has roots in the Big Ten, twice earning All-Big Ten honors as a linebacker at Iowa in the mid-1990s.
- Williams joined the Nebraska staff last December prior to the Music City Bowl and worked with the secondary during bowl preparation. Williams spent the 2016 season at Arizona, helping compile the Wildcats' top recruiting class in recent years. He previously coached the secondary at San Jose State, where the Spartans ranked among the nation's best against the pass under Williams' direction.

- Booker brings 10 years of full-time FBS coaching experience to the Nebraska sideline, including five seasons on the Notre Dame coaching staff. Before being elevated to safeties coach in June, Booker served as a special teams consultant with the Huskers. In addition to his duties with the safeties, Booker will serve as Nebraska's special teams coordinator in 2017.

**VETERANS LEADING 2017 HUSKERS**

The 2017 version of Nebraska football features several players with extensive starting experience. Five players have at least 20 career starts at Nebraska, led by place-kicker Drew Brown. Senior cornerback Chris Jones will be sidelined by a knee injury at the start of the season. Overall, Nebraska has 15 players with at least 10 collegiate starts, including quarterback Tanner Lee, who made 19 starts at Tulane and made his 20th college start at Nebraska last Saturday.

**MOST EXPERIENCED HUSKER STARTERS**

Player, Pos.	Career Starts
Drew Brown, PK	40
Joshua Kalu, S	29
Nick Gates, OT	24
Dedrick Young II, LB	21
Chris Jones, CB	20
Tanner Lee, QB*	20

\*-19 starts at Tulane, 2014-15

**FIRST-TIME STARTERS MAKE DEBUT AGAINST ARKANSAS STATE**

While veterans hold many key positions in the Husker lineup, Nebraska is also looking to several new faces to play key roles in 2017. In the season opener against Arkansas State, six Huskers made their first career starts at Nebraska. Five of those players were making their first college starts in addition to Lee making his first start in Lincoln.

**FIRST-TIME STARTERS IN SEASON OPENER**

- Tre Bryant, IB
- Tyler Hoppes, TE
- Connor Ketter, TE
- Luke Gifford, LB
- Eric Lee Jr., CB

**YOUTH DOMINATES NU ROSTER**

While Nebraska will feature a modest number of first-time starters, the Husker roster is youthful heading into 2017.

Nearly two-thirds of the squad is comprised of underclassmen, as 80 of the Huskers' 128 players are either freshmen or sophomores.

At quarterback, Nebraska boasts one true freshman, one redshirt freshman, one sophomore and one junior. Tanner Lee is the only member of the group who has seen action at the FBS level, but he had not played a game since 2015 before his start against Arkansas State.

**UNDERCLASSMEN BY POSITION GROUP**

Group	Underclassmen	Total
Quarterbacks	3	4
Linebackers	16	22
Offensive Line	14	20
Tight Ends	6	9
Wide Receivers	10	16
Running Backs	6	12
Defensive Line	8	16

## HUSKERS SHOW BALANCED OFFENSE IN SEASON OPENER

The Nebraska offense had a strong effort in the season opener against Arkansas State, showing balance and efficiency.

The Huskers rushed for 225 yards, while passing for 238 yards. It marked the first time Nebraska has topped 200 yards in both rushing and passing since accomplishing that feat in three straight wins against Oregon, Northwestern and Illinois last season.

- The Huskers showed the ability to feature explosive plays on offense. NU had a pair of runs of better than 20 yards, and had three pass plays of at least 25 yards.
- Running back Tre Bryant rolled up 192 rushing yards, while receiver Stanley Morgan Jr. had 102 receiving yards. It marked the first time Nebraska has had a 100-yard rusher and receiver in the same game since a 2014 victory over Illinois when Ameer Abdullah ran for 208 yards and Kenny Bell had 105 receiving yards.

## BRYANT CARRIES HEAVY LOAD IN NEBRASKA RUN GAME

Sophomore I-back Tre Bryant earned the starting job with a strong preseason practice effort. The 5-11, 200-pound Bryant then showed Husker fans why he sits atop the depth chart in the season opener.

Bryant carried 31 times for 192 yards and a touchdown in the season opener. It marked the most rushing yards for a Husker in 25 games, dating back to Terrell Newby's 198 yards against South Alabama in 2015.

- Bryant's 31 carries were the most by a Husker since Ameer Abdullah carried 35 times for 229 yards against Miami in September of 2014.
- Bryant's previous career highs were 13 carries for 56 yards against Maryland last season. Bryant reached those totals before halftime against Arkansas State with 13 carries for 78 yards before intermission.
- Bryant had the two longest carries of his career with runs of 24 and 35 yards. The 24-yarder set up a second-quarter touchdown, while his 35-yard rush came on the opening drive of the second half and led to another touchdown.
- Bryant was impressive on first down, averaging 6.6 yards per carry on first-down attempts.
- Only four FBS players through Saturday games posted more rushing yards than Bryant's 192-yard effort.

## LEE MAKES SOLID NU DEBUT

Quarterback Tanner Lee was efficient and turnover-free in his Nebraska starting debut. The 6-4, 220-pound Lee became just the third opening-day starting quarterback for the Huskers since 2010, joining Taylor Martinez and Tommy Armstrong Jr.

Lee completed 19-of-32 passes for 238 yards and two touchdowns against the Red Wolves. He also guided an NU offense that did not have a turnover for the fourth time in five games dating back to last season.

- The 238 passing yards by Lee were the third-most by an NU quarterback in their starting debut. The yardage total trailed only Ryker Fyfe (407 yards at Purdue, 2015) and Joe Ganz (405 yards at Kansas, 2007). Lee's 238 yards were the most passing yards by a first-time starter in a Husker win.
- Lee has made 20 collegiate starts, including 19 as the starting quarterback at Tulane in 2014 and 2015.

## VETERAN RECEIVING DUO LEADING PASSING ATTACK

Lee has the luxury of two veteran and proven pass catchers to lead the receiving corps. Senior De'Mornay Pierson-El and junior Stanley Morgan Jr. both have extensive playing experience and are poised for strong 2017 seasons.

The duo leads a receiving corps that also features a pair of explosive newcomers in redshirt freshman JD Spielman and true freshman Tyjon Lindsey.

- Morgan was Nebraska's second-leading receiver last season with 33 catches for 453 yards and a pair of touchdowns. He opened the season in strong fashion on Saturday night with five receptions for 102 yards, including a 44-yard touchdown reception.
- Morgan's five catches tied his career high while his 102 receiving yards marked the first time he has topped the century mark as a Husker. His 44-yard catch was the second longest catch in his three seasons as a Husker.
- Morgan is nearing the Huskers' 1,000-yard receiving club. He has 63 career receptions for 859 yards, leaving him 141 yards from becoming the 25th Husker with 1,000 receiving yards.
- Pierson-El earned All-America honors as a punt returner in 2014 and has shown flashes of his potential as a receiver. He opened the 2017 season with two catches for 20 yards, including a 12-yard touchdown.
- Pierson-El is a versatile performer who is an electrifying punt returner and is used in the NU run game. Against Arkansas State, he rushed two times for 23 yards and narrowly missed a 71-yard touchdown run as he just stepped out of bounds.
- Pierson-El has 57 career catches for 706 yards and seven touchdowns.

## OFFENSE GAME-BY-GAME

### RUSHING

Game	Att.	Yds.	TD	Long
ASU	38	225	2	35
ORE				
NIU				
RU				
ILL				
WIS				
OSU				
PUR				
NW				
MINN				
PSU				
IOWA				

### PASSING

Game	Passes	Yds.	TD	Long	Sacks
ASU	19-32-0	238	2	44	1-7
ORE					
NIU					
RU					
ILL					
WIS					
OSU					
PUR					
NW					
MINN					
PSU					
IOWA					

## DEFENSE GAME-BY-GAME

### RUSHING DEFENSE

Game	Att.	Yds.	TD	Long
ASU	21	82	0	14
ORE				
NIU				
RU				
ILL				
WIS				
OSU				
PUR				
NW				
MINN				
PSU				
IOWA				

### PASSING DEFENSE

Game	Passes	Yds.	TD	Long	Sacks
ASU	46-68-2	415	3	38	1-5
ORE					
NIU					
RU					
ILL					
WIS					
OSU					
PUR					
NW					
MINN					
PSU					
IOWA					

### SACKS/TFL

Game	Sacks	Yds.	TFL	Yards
ASU	1	5	2	6
ORE				
NIU				
RU				
ILL				
WIS				
OSU				
PUR				
NW				
MINN				
PSU				
IOWA				

## NEBRASKA UNDER RILEY

Overall .....	16-11
vs. AP Ranked Teams .....	2-3
vs. AP Top 10 Teams .....	1-2
vs. Unranked Teams .....	14-8
vs. Big Ten Teams .....	9-8
Home .....	11-4
Road .....	4-6
Neutral .....	1-1
In August .....	0-0
In September .....	7-2
In October .....	4-5
In November .....	4-3
In December .....	1-1
In January .....	0-0
When Rushing for 200 or more yards .....	9-0
When Rushing for 300 or more yards .....	2-0
When Passing for 200 or more yards .....	13-6
When Passing for 300 or more yards .....	4-3
When NU player rushes for 100 yards .....	7-0
When NU has two 100-yard rushers .....	0-0
When NU player has 100 yards receiving .....	4-2
When Opponent has 100 Yd. Rusher .....	2-7
When Scoring 35 or More Points .....	9-1
When Holding Opponent to 10 Pts. or less .....	3-0
When forcing three or more turnovers .....	3-0
When Nebraska scores first .....	12-4
When Nebraska leads at halftime .....	10-2
When Nebraska trails at halftime .....	5-9
When Nebraska is tied at halftime .....	1-0
Games decided by 11 points or more .....	9-3
Games decided by 10 or less .....	6-8
Games decided by 7 or less .....	5-6
Games decided by 3 or less .....	2-4
Overtime games .....	0-2

## 2017 TEAM GAME-BY-GAME

## TURNOVER MARGIN

Game	Turnovers			Takeaways			+/-
	Fumb.	INT	Total	Fumb.	INT	Total	
ASU	0	0	0	0	2	2	+2
ORE							
NIU							
RUT							
ILL							
WIS							
OSU							
PUR							
NW							
MINN							
PSU							
IOWA							

## PENALTIES

Game	NU		Opponent	
	Pen.	Yds.	Pen.	Yds.
ASU	8	75	9	63
ORE				
NIU				
RUT				
ILL				
WIS				
OSU				
PUR				
NW				
MINN				
PSU				
IOWA				

## GATES CONTINUES TO HOLD DOWN LEFT SIDE OF O-LINE

Junior Nick Gates is the most game-tested of a veteran Nebraska offensive line. The five starters on the offensive front all had at least four career starts entering the 2017 season and all five are in at least their fourth year in the program.

- Gates leads the way with 24 career starts, all at left tackle. His 24 starts are the most of any offensive player.
- Gates has started 18 consecutive games at left tackle. The streak is the longest by a Husker at the position since Mike Smith started 20 straight games at left tackle in 2008 and 2009.

## RUSHING BATTLE OFTEN HOLDS THE KEY TO SUCCESS

The season opener with Arkansas State continued a trend for Nebraska in the running game. Nebraska rushed for 225 yards, while holding Arkansas State to 82 yards on the ground in a 43-36 victory.

- Nebraska is now 12-0 under Head Coach Mike Riley when out-rushing the opposition. The Huskers were 8-0 when holding the rushing advantage in 2016.
- In three seasons under Coach Riley, Nebraska is 9-0 when rushing for 200 yards or more, including 4-0 records in both 2015 and 2016.
- Stopping the run also keyed Nebraska victories in 2016. The Blackshirts held five opponents to 88 or fewer rushing yards last season, winning each of those five contests. NU opened by limiting Arkansas State to 82 yards on the ground.

## KALU LEADING NEW-LOOK NEBRASKA SECONDARY

The Nebraska secondary suffered a significant loss this summer when senior cornerback Chris Jones went down with a knee injury. The timetable for his return remains uncertain.

Fellow senior Joshua Kalu is the leader of a re-shuffled secondary in 2017. Kalu started 28 games from 2014 to 2016 at cornerback, but moved to safety this spring and will hold down one of the starting safety roles.

One of five team captains, Kalu is in a position to leave his mark in the Husker record book.

- Kalu opened the season with six tackles, an interception and a pass breakup against Arkansas State. The interception was the sixth of his career and gave him at least one interception in each of his four seasons as a Husker.
- Kalu has 174 career tackles and is in line to become just the sixth Husker defensive back to post 200 career tackles. Had he remained at cornerback, Kalu would likely have shattered the NU cornerback record of 192 career tackles.

## DEFENSIVE BACK CAREER TACKLES

Rk.	Player	Tackles
1.	Mike Brown	287
2.	Nathan Gerry	273
3.	Daniel Bullocks	226
4.	Larry Asante	224
5.	Tyrone Byrd	209
6.	Reggie Cooper	195
7.	Keyuo Craver	192
8.	Corey Cooper	190
9.	Steve Carmer	182
10.	Daimion Stafford	175
11.	Joshua Kalu	174

Safeties Aaron Williams, Kieron Williams and Antonio Reed all have extensive experience. At cornerback, sophomores Lamar Jackson and Eric Lee Jr. have moved to the forefront with Jones injured and Kalu's shift to safety.

## YOUNG TO ANCHOR LINEBACKING CORPS

Junior Dedrick Young II looks to lead Nebraska's linebackers this fall as the Huskers transition from a 4-3 defensive scheme to a 3-4 attack. Young played on the outside the past two seasons, but has moved to an inside linebacker spot, where he and senior Chris Weber give NU a veteran inside linebacker tandem.

Young totaled 121 tackles in his first two seasons. He ranks second among all 2017 Huskers in career tackles despite his junior status. He was only the third Husker to record 100 tackles prior to his junior season. Young added seven tackles, including his second career sack in the season opener against Arkansas State.

## MOST TACKLES BY A HUSKER ENTERING HIS JUNIOR SEASON

Player, Years	Pos.	Tackles
Barrett Ruud, 2000-03	LB	140
Dedrick Young II, 2015-pres.	LB	121
Nathan Gerry, 2013-16	S	120

## SENIOR KICKER DREW BROWN CONTINUES FAMILY TRADITION

Place-kicker Drew Brown is in his final season with the Huskers after three solid seasons as a starter. One of the nation's top kickers since 2014, Brown earned honorable-mention All-Big Ten recognition in 2016 and was a second-team all-conference pick in 2015. Brown will be a leading contender for the Lou Groza Award and other conference and national honors in 2017.

Brown connected on 12-of-14 field goals in 2016, including 9-of-10 over the final six games. Brown had a streak of 13 straight made field goals prior to a miss against Illinois. The 13 straight field goals marked the third-longest streak in Nebraska history.

Brown made field goals of 21 and 41 yards in the season opener, while connecting on five extra points. He has made eight straight field goals since a miss against Purdue last season.

- Brown has 49 field goals in his Nebraska career, which ranks third in school history. He is eight field goals behind his brother, Kris, for second on the NU career field goals list and trails career record holder Alex Henery by 19 field goals.

- Brown has 293 career points to rank sixth in NU history, passing Ameer Abdullah (288 points) last Saturday. Brown is seven points from becoming the sixth Husker to crack the 300-point barrier. He is on pace to finish third in school history in scoring and could challenge his older brother for second place on the scoring list at 388 points. Alex Henery holds the school record with 397 career points.
- Brown's 293 career points are fifth among active Football Bowl Subdivision Players.
- Brown connected on a career-long 51-yard field goal against Purdue last season and has made 20 field goals of at least 40 yards in his career. He is 18-of-25 in his career from 40-49 yards.
- Brown scored 107 points as a sophomore after posting a freshman-record 101 points in 2014. He was the first player in NU history with 100-point seasons as both a freshman and sophomore.
- Brown's 21 field goals in 2015 were second on the NU season list. He made each of his last 11 attempts that season.
- Brown made five field goals against Southern Miss in 2015, all in the first half. The five field goals in a half tied an NCAA record. The five field goals were the most ever by a Husker in Lincoln, and tied a Memorial Stadium record held by two opposing kickers.
- Brown's younger brother, Reed, is a freshman on the Oregon track team.

#### MOST FIELD GOALS IN HUSKER HISTORY

Rk.	Player, Year	FG
1.	Alex Henery, 2007-10	68
2.	Kris Brown, 1995-98	57
3.	<b>Drew Brown, 2014-pres.</b>	<b>49</b>

#### CAREER SCORING

Rk.	Player, Year	Points
1.	Alex Henery, 2007-10	397
2.	Kris Brown, 1995-98	388
3.	Eric Crouch, 1998-2001	368
4.	Josh Brown, 1999-2002	315
5.	Mike Rozier, 1981-83	312
6.	<b>Drew Brown, 2014-present</b>	<b>293</b>

#### HUSKERS STRIVING FOR SPECIAL TEAMS CONSISTENCY

Nebraska had several bright spots in its special teams play in the season opener, but will be looking for more consistency moving forward. In addition to Drew Brown's continued strong place-kicking Nebraska made strong statements in the return and punting game.

- Redshirt freshman JD Spielman had a 99-yard kickoff return for a touchdown in the first quarter. His return tied for the fifth-longest in school history and was the first kickoff return score by a Husker since Kenny Bell had a 99-yarder at Penn State in 2013.
- Sophomore punter Caleb Lightbourn posted one of his best days as a Husker. Lightbourn punted five times for an average of 42.4 yards and downed three punts inside the 10, including two punts downed at the Arkansas State 4. One of those punts resulted in a safety three plays later.

#### NEBRASKA LOOKS TO CLIMB IN TURNOVER MARGIN

Nebraska was one of the nation's top teams in 2016 in protecting the football. The Huskers committed just 14 turnovers in 13 games. As a result of the ball security, Nebraska was a +5 in turnover margin, the Huskers' first positive turnover margin since 2009.

- Nebraska started strong in this area in 2017. The Huskers were turnover-free against Arkansas State, while intercepting two Red Wolves' passes. The contest marked the fourth time in five games dating back to last season that Nebraska has not committed a turnover.
- Nebraska has won 20 consecutive games when it has a positive turnover margin dating back to a 2011 loss to Northwestern. NU is 8-0 under Mike Riley when winning the turnover battle.

#### FIVE PLAYERS ELECTED AS 2017 TEAM CAPTAINS

The Nebraska football program named five team captains on Aug. 26, as selected by a vote of their teammates.

The group consists of three seniors and two juniors, and three players on offense and two defensive standouts. The 2017 captains also include three Nebraska natives and two players who began their Husker career as walk-on student-athletes before earning scholarships.

#### 2017 NEBRASKA TEAM CAPTAINS

- Jerald Foster, Jr., OG, Lincoln, Neb.
- Joshua Kalu, Sr., S, Houston, Texas
- Tanner Lee, Jr., QB, Destrehan, La.
- Luke McNitt, Sr., FB, Kearney, Neb.
- Chris Weber, Sr., LB, Elkhorn, Neb.

#### CAPTAIN NOTES

- The three Nebraska natives (Foster, McNitt, Weber) to be named captains are the most in-state captains since Nebraska also had three in-state captains in 2001 (Eric Crouch, Jeremy Slechta, Dave Volk). The Huskers have had at least one Nebraska native as a captain for 12 consecutive seasons.
- Foster is the third captain from Lincoln in four seasons, joining Jake Cotton (2014) and Josh Banderas (2016).
- A Husker offensive lineman has served as a captain for five straight seasons. Foster joins Spencer Long (2013), Jake Cotton (2014), Alex Lewis (2015) and Dylan Utter (2016).
- Kalu is the fifth defensive back to be a captain since 2013, joining Ciente Evans (2013), Corey Cooper (2014), Josh Mitchell (2014) and Nathan Gerry (2015, 2016).
- McNitt and Weber are the fourth and fifth players since 2013 to earn the role of a captain after starting their career as a walk-on. They join Spencer Long (2013), Jack Gangwish (2015) and Dylan Utter (2016) in that group.
- McNitt is the first fullback to serve as a captain since Judd Davies in 2003.
- Lee's selection marks the fourth time in six seasons a quarterback has served as a Husker captain, joining Taylor Martinez (2012, 2013) and Tommy Armstrong Jr. (2015).

#### NATIONAL RANKINGS

##### ASSOCIATED PRESS (PRESEASON)

Rk.	Team (1st)	Record	Points
1.	Alabama (52)	0-0	1,513
2.	Ohio State (3)	0-0	1,414
3.	Florida State (4)	0-0	1,396
4.	USC (2)	0-0	1,325
5.	Clemson	0-0	1,201
6.	Penn State	0-0	1,196
7.	Oklahoma	0-0	1,170
8.	Washington	0-0	1,150
9.	Wisconsin	0-0	926
10.	Oklahoma State	0-0	889
11.	Michigan	0-0	881
12.	Auburn	0-0	880
13.	LSU	0-0	784
14.	Stanford	0-0	695
15.	Georgia	0-0	690
16.	Louisville	0-0	629
17.	Florida	0-0	624
18.	Miami	0-0	492
19.	South Florida	0-0	327
20.	Kansas State	0-0	317
21.	Virginia Tech	0-0	240
22.	West Virginia	0-0	207
23.	Texas	0-0	173
24.	Washington State	0-0	133
25.	Tennessee	0-0	114

##### USA TODAY COACHES (PRESEASON)

Rk.	Team (1st)	Record	Points
1.	Alabama (49)	0-0	1,603
2.	Ohio State (5)	0-0	1,512
3.	Florida State (4)	0-0	1,434
4.	USC	0-0	1,415
5.	Clemson (7)	0-0	1,367
6.	Penn State	0-0	1,257
7.	Washington	0-0	1,245
8.	Oklahoma	0-0	1,237
9.	Michigan	0-0	959
10.	Wisconsin	0-0	936
11.	Oklahoma State	0-0	912
12.	LSU	0-0	834
13.	Auburn	0-0	819
14.	Stanford	0-0	732
15.	Georgia	0-0	701
16.	Florida	0-0	681
17.	Louisville	0-0	676
18.	Miami	0-0	472
19.	Kansas State	0-0	339
20.	West Virginia	0-0	319
21.	South Florida	0-0	247
22.	Virginia Tech	0-0	235
23.	Texas	0-0	193
24.	Tennessee	0-0	155
25.	Utah	0-0	109

#### HUSKERS IN THE 2017 POLLS

Date	AP	C	CFP	Result
Pre.	RV	RV		def. Ark. St, 43-36
9-5				



## HOME OF THE HUSKERS

Memorial Stadium's history dates back more than 90 years. In the fall of 1922, a drive for \$430,000 in stadium construction funds was undertaken by faculty, students, alumni and friends of the University.

The stadium was named Memorial Stadium to honor all Nebraskans who served in the Civil and Spanish-American Wars; the 751 Nebraskans who died in World War I; the 3,839 in World War II; the 225 in Korea; the 422 in Vietnam; and those in Iraq.

Construction was completed in a few more than 90 working days and Memorial Stadium was dedicated on Oct. 20, 1923, at the Homecoming game in which Nebraska was held to a scoreless tie by Kansas.

The field at Memorial Stadium was named Tom Osborne Field - after the Huskers' legendary Hall-of-Fame coach - in 1998, one year after Osborne's retirement following 25 years and 255 victories as Nebraska's head coach.

## TOP 10 HOME CROWDS

Rk.	Date	Opponent	Atten.
1.	Sept. 20, 2014	Miami	91,585
2.	Sept. 14, 2013	UCLA	91,471
3.	Aug. 30, 2014	Fla. Atlantic	91,441
4.	Nov. 29, 2013	Iowa	91,260
5.	Sept. 27, 2014	Illinois	91,225
6.	Nov. 22, 2014	Minnesota	91,186
7.	Aug. 31, 2013	Wyoming	91,185
8.	Nov. 2, 2013	Northwestern	91,140
9.	Nov. 1, 2014	Purdue	91,107
10.	Oct. 25, 2014	Rutgers	91,088

## TOP 5 SEASON ATTENDANCE

Rk.	Year	Games	Total	Avg.
1.	2014	7	638,744	91,249
2.	2013	8	727,466	90,933
3.	2016	7	631,402	90,200
4.	2015	7	629,986	89,998
5.	2009	7	601,216	85,888

## LONGEST HOME WIN STREAKS

Rk.	Began	Ended	Wins
1.	Oct. 19, 1991	Oct. 31, 1998	47
2.	Sept. 28, 1901	Oct. 20, 1906	33
3.	Nov. 27, 1998	Nov. 2, 2002	26
4.	Sept. 27, 1969	Nov. 23, 1972	23
5.	Oct. 3, 1981	Nov. 17, 1984	21

Note: All streaks at Memorial Stadium, except for the 33-game home winning streak from 1901 to 1906, which occurred prior to Memorial Stadium opening in 1923.



## NEBRASKA WALK-ON TRADITION CONTINUES

Mike Riley placed six former walk-ons on scholarship before the start of the season. Five of the six members of the group are fifth-year seniors and four are Nebraska natives.

### WALK-ONS AWARDED SCHOLARSHIPS

- Brett Classen, WR (Medina, Minn.)
- Cole Conrad, OL (Fremont, Neb.)
- Tyler Hoppes, TE (Lincoln, Neb.)
- Connor Ketter, TE (Norfolk, Neb.)
- Luke McNitt, FB (Kearney, Neb.)
- Gabe Rahn, WR (Le Mars, Iowa)

Nebraska has a long tradition of relying on its walk-on program to help build the foundation of the program. Six walk-ons have gone on to earn first-team All-America honors for Nebraska, while 13 walk-ons have earned first-team academic All-America recognition.

Five former walk-ons are on the top line of the Nebraska depth chart.

## 2017 HUSKERS FEATURE PROMINENT FATHERS

Husker fans could see some famous faces at Nebraska games this fall, as three freshmen feature prominent fathers.

- Redshirt freshman JD Spielman is the adopted son of Minnesota Vikings General Manager Rick Spielman, and JD's uncle is former Ohio State All-America linebacker and NFL standout Chris Spielman, who now serves as an NFL analyst for Fox Sports.
- Freshman fullback Ben Miles is the son of former national championship head coach Les Miles. Les compiled a 141-55 record in 15 seasons as a head coach at Oklahoma State and LSU. He led the Tigers to the 2007 national title and an appearance in the 2011 BCS National Championship Game.
- Freshman wide receiver Kade Warner is the son of former two-time NFL MVP Kurt Warner. In addition to a distinguished Arena Football League career, Kurt enjoyed a 12-year NFL career with the St. Louis Rams and the Arizona Cardinals. He threw for more than 32,000 yards in his career and ranks seventh in NFL history with an average of 260.8 passing yards per game. Kurt was also a four-time Pro Bowler, a two-time NFL MVP (1999 & 2001) and the Super Bowl XXXIV MVP. He was inducted into the Pro Football Hall of Fame in 2017.

## NU SEEKS ANOTHER SEASON WITH NINE OR MORE WINS IN 2017

Nebraska posted the program's 50th nine-win season in 2016, when head coach Mike Riley guided the Huskers to a 9-4 record, including a 9-3 regular-season record, the best mark of Riley's career.

The Huskers boast the most nine-win seasons in college football history, while also ranking fourth in 10-win seasons (27) and sixth in 11-win seasons (12).

### MOST 9-WIN SEASONS IN NCAA HISTORY

Rk.	School	Total
1.	<b>Nebraska</b>	<b>50</b>
2.	Alabama	47
3.	Oklahoma	44

## NU LOOKS TO REMAIN AMONG ATTENDANCE LEADERS

Nebraska averaged 90,200 fans for seven home games in 2016 to rank 10th nationally in average attendance. The 2016 season marked the fourth straight year Nebraska ranked 11th or higher in average attendance. NU averaged 89,998 fans for its seven games in 2015, to rank 11th in the nation and fourth among Big Ten schools.

In 2014, Nebraska was 10th in average home attendance with 91,249 fans per game. The average attendance for seven home games was the largest ever at Memorial Stadium, bettering the 2013 mark of 90,933 per game. NU has ranked in the top 20 nationally in attendance each of the 18 years with available attendance figures.

## NCAA-RECORD SELLOUT STREAK ROLLS INTO 2017

One of the most remarkable streaks in college sports continues in 2017. Nebraska has sold out every game at Memorial Stadium since Nov. 3, 1962, a streak of 355 consecutive sellouts, 98 more than second-place Notre Dame.

- Nebraska owns a 304-51 (.856) record during the sellout streak.
- The overall attendance during the streak is nearly 27 million fans.

### LONGEST SELLOUT STREAKS IN NCAA HISTORY

Rk.	School	Total
1.	<b>Nebraska</b>	<b>355</b>
2.	Notre Dame	257



## NEBRASKA OWNS BIG ADVANTAGE AT MEMORIAL STADIUM

Nebraska has rewarded the loyalty of its fans with great success at Memorial Stadium.

- Nebraska has won at least six home games in 24 of the past 30 seasons, including 2016. NU is 170-28 (.859) at home since 1989.
- NU was 7-0 at home in 2016, marking the Huskers' first perfect home season since 2012.
- The Huskers are 17-7 in Big Ten home games since joining the league in 2011.
- In the past three decades, NU has had three home winning streaks of 20 or more games and has posted 41 unbeaten and untied home seasons.
- The Huskers are 539-147-20 (.778, 706 games, 128 years) in Lincoln, and 414-124-13 (.763, 551 games, 94 years) in Memorial Stadium (since 1923).

## LONGEST ACTIVE FBS HOME WINNING STREAK

Rk.	School	Streak
1.	Houston	15
2.	Alabama	12
3.	USC	10
4.	<b>Nebraska</b>	<b>8</b>
	Michigan	8
	Penn St.	8
7.	Ohio St.	7

## NEBRASKA TO HONOR 1997 NATIONAL TITLE TEAM

Nebraska will celebrate the 20th anniversary of the 1997 national championship team this season, culminating with a team reunion on Oct. 7 when the Huskers host Wisconsin at Memorial Stadium.

- The 1997 Huskers (13-0) won the fifth national title in school history and third in four years. Nebraska was voted No. 1 in the coaches' poll, while Michigan (12-0) was voted No. 1 in the Associated Press poll.
- The 1997 season marked Tom Osborne's final season on the Husker sideline, as the Hall-of-Fame coach capped his career with a 42-17 win over No. 3 Tennessee in the Orange Bowl. Osborne ended his 25-year career with a 255-49-3 record, 13 conference championships and three national titles.
- Nebraska's senior class capped a remarkable run with its 1997 national title. In their four seasons, the Husker seniors compiled a 49-2 record with three undefeated national championship seasons.

## EIGHT HUSKER GREATS ADDED TO RETIRED JERSEY GROUP

The Nebraska Athletics Department posthumously honored eight members of the College Football Hall of Fame by adding them to a prestigious group of former Cornhuskers with retired jerseys.

The group of eight Hall of Fame players now have their names displayed on the façade of the North Stadium. They were honored at the season opener against Arkansas State. The uniform numbers of those retired jerseys will continue to be used, but the eight names will join 17 other former Huskers with their jerseys retired.

Nebraska College Football Hall of Fame players added to the retired jersey fraternity include **Guy Chamberlin, Ed Weir, Clarence Swanson, George Sauer, Sam Francis, Forrest Behm, Bobby Reynolds** and **Wayne Meylan**.

### Retired Jersey Honorees

- Guy Chamberlin, End/Halfback, 1913-1915 (1962 College FB HOF Inductee), Number Not Available, Blue Springs, Neb.
- Clarence Swanson, #1, 1918-21, (1973 College FB HOF Inductee), Wakefield, Neb.
- Ed Weir, #35, Tackle, 1923-25, (1951 College FB HOF Inductee), Superior, Neb.
- George Sauer, #25, Fullback, 1931-33 (1954 College FB HOF Inductee), Lincoln, Neb.
- Sam Francis, #38, Fullback, 1934-36 (1977 College FB HOF Inductee), Oberlin, Kan.
- Forrest Behm, #33, Tackle, 1938-40 (1988 College FB HOF Inductee), Lincoln, Neb.
- Bobby Reynolds, #12, Halfback, 1950-52 (1984 College FB HOF Inductee), Grand Island, Neb.
- Wayne Meylan, #66, Middle Guard, 1965-67 (1991 College FB HOF Inductee), Bay City, Mich.

## NEBRASKA AMONG NATION'S TOP ALL-TIME PROGRAMS

Nebraska is in its 128th season of college football and owns an 890-372-40 all-time record in 1,302 games (.699). Since 1970, NU has a 456-130-5 record (.776).

- Nebraska is one of 10 programs with 800 all-time victories, ranking fourth in NCAA history with 890 wins.
- Nebraska is the nation's winningest program over the last 40, 50 and 60 years.
- Nebraska was the first team in NCAA history to win 100 games in consecutive decades, leading the nation with 103 wins in the 1980s and ranking second with 108 wins in the 1990s.

## HUSKER HIGHLIGHTS

**1**

Nebraska football is the only team in any sport in NCAA history to boast 100 athletic All-Americans and 100 academic All-Americans.

**3**

Three Huskers have won the Heisman Trophy, all since 1972. Johnny Rodgers won in 1972, Mike Rozier in 1983 and Eric Crouch in 2001.

**4**

Nebraska ranks fourth in NCAA history with 890 all-time victories. The Huskers are one of only 10 teams with 800 all-time wins.

**5**

Nebraska has won five national titles: 1970, 1971, 1994, 1995 and 1997. The Huskers have won the second-most national titles of any school in the country since 1970.

**9**

Nebraska ranks ninth nationally with a total of 23 former players and coaches (17 players, six coaches) who have been enshrined in the College Football Hall of Fame.

**24**

Nebraska leads the nation with a former Husker on a Super Bowl roster for 24 consecutive years.

**46**

The Huskers have won 46 conference titles in program history, the most of any school in the country. This includes 33 perfect conference seasons and 27 unbeaten seasons.

**53**

Nebraska ranks third in NCAA history with 53 all-time bowl appearances. The Huskers are one of only five teams to appear in 50 bowl games.

**55**

Nebraska is one of only five programs to have at least one player selected in each of the past 55 NFL Drafts.

**107**

Nebraska football has totaled 107 CoSIDA Academic All-Americans, the most of any team in any sport in NCAA history.

**329**

Across all sports, the University of Nebraska has totaled a nation-leading 329 CoSIDA Academic All-Americans, 74 more than any other school.

**355**

Memorial Stadium has been sold out for an NCAA-record 355 consecutive games dating back to Nov. 3, 1962.








**NATIONAL TITLES (SINCE 1970)**

	<b>ALABAMA CRIMSON TIDE</b>	<b>10</b>
	<b>NEBRASKA CORNHUSKERS</b>	<b>5</b>
	<b>MIAMI HURRICANES</b>	<b>5</b>

**COACHES NATIONAL TITLES**

	<b>ALABAMA CRIMSON TIDE</b>	<b>9</b>
	<b>OKLAHOMA SOONERS</b>	<b>6</b>
	<b>USC TROJANS</b>	<b>5</b>
	<b>NEBRASKA CORNHUSKERS</b>	<b>4</b>

**AP NATIONAL TITLES**

	<b>ALABAMA CRIMSON TIDE</b>	<b>10</b>
	<b>NOTRE DAME FIGHTING IRISH</b>	<b>8</b>
	<b>OKLAHOMA SOONERS</b>	<b>7</b>
	<b>MIAMI HURRICANES</b>	<b>5</b>
	<b>OHIO STATE BUCKEYES</b>	<b>5</b>
	<b>USC TROJANS</b>	<b>5</b>
	<b>NEBRASKA CORNHUSKERS</b>	<b>4</b>

**9-WIN SEASONS**

	<b>NEBRASKA CORNHUSKERS</b>	<b>50</b>
	<b>ALABAMA CRIMSON TIDE</b>	<b>47</b>
	<b>OKLAHOMA SOONERS</b>	<b>44</b>

**10-WIN SEASONS**

	<b>OKLAHOMA SOONERS</b>	<b>37</b>
	<b>ALABAMA CRIMSON TIDE</b>	<b>36</b>
	<b>MICHIGAN WOLVERINES</b>	<b>28</b>
	<b>NEBRASKA CORNHUSKERS</b>	<b>27</b>

**NEBRASKA AMONG LEADERS IN NATIONAL TITLES**

Nebraska has won five national titles in program history - all since 1970 - as the Huskers have won the second-most national titles since 1970. NU also ranks highly in most Associated Press national championship and most coaches' poll national titles. The Huskers have won four AP and four coaches' poll national championships. In 1997, Nebraska was crowned national champion by the coaches, but NU finished second to Michigan in the AP poll. In 1970, Nebraska was awarded the AP national title, but Texas was No. 1 in the coaches' poll, as the coaches released their final poll prior to the bowl games. Texas lost its bowl games, while Nebraska defeated No. 5 LSU.

**MOST NATIONAL TITLES SINCE 1970**

Rk.	School	Total
1.	Alabama	10
2.	<b>Nebraska</b>	<b>5</b>
	Miami	5

**MOST AP NATIONAL TITLES IN NCAA HISTORY**

Rk.	School	Total
1.	Alabama	10
2.	Notre Dame	8
3.	Oklahoma	7
4.	Miami	5
	USC	5
t-6.	<b>Nebraska</b>	<b>4</b>

**MOST COACHES' POLL NATIONAL TITLES IN NCAA HISTORY**

Rk.	School	Total
1.	Alabama	9
2.	Oklahoma	6
3.	USC	5
t-4.	<b>Nebraska</b>	<b>4</b>

**NATIONAL LEADER IN CONFERENCE CROWNS**

Nebraska has won a nation-leading 46 conference titles. NU won three Western Inter-State University Foot Ball Association championships, 12 Missouri Valley Conference titles (in 18 seasons), nine Big 6 titles, 20 Big Eight championships (in 36 seasons) and two Big 12 titles. The Huskers appeared in six Big 12 Championship Games before playing in the 2012 Big Ten Championship Game in only their second season in the league.

**MOST CONFERENCE TITLES IN NCAA HISTORY**

Rk.	School	Total
1.	<b>Nebraska</b>	<b>46</b>
2.	Oklahoma	45
3.	Michigan	42

**HUSKERS RANK NEAR TOP OF ALL-TIME AP RANKING**

The Associated Press weekly poll began in 1936 and has been a fixture in college football ever since. In August of 2016 the AP released an all-time top 100 for the first time, ranking programs over the 80-year history of the poll. The poll was updated following the 2016 campaign.

Nebraska checks in at No. 6 in the all-time rankings and is one of three Big Ten programs in the top seven in the poll. Nebraska has appeared in 65 percent of all polls since 1936 and has been ranked No. 1 in 72 polls.

**ASSOCIATED PRESS ALL-TIME TOP 10**

Rk.	School	Points
1.	Ohio State	1,128
2.	Oklahoma	1,070
3.	Notre Dame	1,045
4.	Alabama	1,039
5.	Southern California	980
6.	<b>Nebraska</b>	<b>913</b>
7.	Michigan	910
8.	Texas	826
9.	Florida State	730
10.	Florida	689

**A HOLIDAY TRADITION**

Nebraska participated in its 53rd all-time bowl game with its appearance in the 2016 Franklin American Mortgage Music City Bowl.



Nebraska is one of only five programs with 50 or more bowl appearances, and its 53 bowl appearances are tied for second nationally, trailing only Alabama (63).

- The Huskers have played in the postseason in 46 of the past 48 seasons.
- Nebraska appeared in an NCAA-record 35 straight bowl games from 1969 to 2003.
- NU owns a 26-27 all-time bowl record, and the 26 bowl victories rank seventh nationally.


**MOST CONFERENCE TITLES**

<b>N</b>	NEBRASKA CORNHUSKERS	46
<b>OU</b>	OKLAHOMA SOONERS	45
<b>M</b>	MICHIGAN WOLVERINES	42



**ALL-TIME BOWL APPEARANCES**

	ALABAMA CRIMSON TIDE	62
<b>N</b>	NEBRASKA CORNHUSKERS	53
	TEXAS LONGHORNS	53

**ACADEMIC ALL-AMERICANS**

<b>N</b>	NEBRASKA FOOTBALL	107
	PENN STATE FOOTBALL	65
<b>ND</b>	NOTRE DAME FOOTBALL	60

**NCAA TODAY'S TOP 10 AWARDS**

<b>N</b>	NEBRASKA FOOTBALL	9
<b>S</b>	GEORGIA WOMEN'S SWIM & DIVE	6
	ALABAMA FOOTBALL	5
	ALABAMA WOMEN'S GYMNASTICS	5

**ALL-TIME VICTORIES**

<b>M</b>	MICHIGAN WOLVERINES	936
<b>ND</b>	NOTRE DAME FIGHTING IRISH	897
	TEXAS LONGHORNS	891
<b>N</b>	NEBRASKA CORNHUSKERS	890

**MOST WINS LAST 60 YEARS**

<b>N</b>	NEBRASKA CORNHUSKERS	538
	ALABAMA CRIMSON TIDE	518
<b>OU</b>	OKLAHOMA SOONERS	517
	OHIO STATE BUCKEYES	511


**MOST WINS LAST 50 YEARS**

<b>N</b>	NEBRASKA CORNHUSKERS	477
	OHIO STATE BUCKEYES	452
<b>OU</b>	OKLAHOMA SOONERS	451

**MOST WINS LAST 40 YEARS**

<b>N</b>	NEBRASKA CORNHUSKERS	377
	FLORIDA STATE SEMINOLES	367
	OHIO STATE BUCKEYES	361

**MOST WINS LAST 30 YEARS**

	FLORIDA STATE SEMINOLES	281
<b>N</b>	NEBRASKA CORNHUSKERS	276
	OHIO STATE BUCKEYES	273
	FLORIDA GATORS	272



## HUSKER FOOTBALL FACTS HISTORY

Season of Football.....	128th
All-Time Games Played .....	1,302
All-Time Record .....	890-372-40 (.699)
National Ranking in All-Time Wins .....	4th
All-Time Bowl Appearances .....	53
National Ranking in Bowl Appearances .....	2nd
All-Time Bowl Record .....	26-27

## CHAMPIONSHIPS

National Championships .....	5
Back-to-Back National Championships .....	2
Undefeated Seasons .....	11
Perfect Seasons .....	9
Conference Championships .....	46

## RECORD BREAKDOWN

Home Games .....	539-147-20 (.778)
Memorial Stadium .....	414-124-13 (.763)
Record in August .....	13-0-0 (1.000)
Record in September .....	175-41-6 (.801)
Record in October .....	360-140-19 (.712)
Record in November .....	305-156-15 (.657)
Record in December .....	22-14-0 (.611)
Record in January .....	14-21-0 (.400)
Record in February .....	1-0-0 (1.000)
In Overtime.....	8-3
At Night .....	95-39-3
When Scoring 35+ Points .....	365-7
When Allowing 10 Points or Less .....	251-7-1
vs. Big Ten Teams .....	112-87-10
• In Big Ten Play (since 2011).....	31-19
• Home .....	17-7
• Away.....	14-11
• Neutral .....	0-1
vs. Ranked Teams .....	104-125-3
• Home .....	50-38-0
• Away.....	29-63-3
• Neutral .....	25-24-0
• as No. 1 Team .....	46-7-1

## STREAKS

Consecutive Games Scoring a Point .....	271
Consecutive Home Games Scoring a Point.....	321
Consecutive Home Sellouts .....	355
Record in Sellout Streak .....	304-51
• vs. Ranked Teams .....	45-27

## INDIVIDUAL HONORS

College Football Hall of Fame Players .....	17
College Football Hall of Fame Coaches.....	6
First-Team All-Americans .....	110
CoSIDA Academic All-Americans* .....	107
NCAA Top Ten Award Winners* .....	9
Heisman Trophy Winners .....	3
Walter Camp Award Winners .....	3
Maxwell Trophy Winners .....	1
Outland Trophy Winners* .....	9
Lombardi Trophy Winners .....	5
Butkus Award Winners.....	1
Johnny Unitas Golden Arm Award Winners..	1
Davey O'Brien Award Winners .....	1
Rimington Award Winners.....	1
Bednarik Award Winners .....	1
Nagurski Trophy Winners .....	1
Retired Jerseys .....	25
All-Conference Selections .....	518

\*Total leads the nation

## 2017 SEASON NOTEBOOK SCHEDULE NOTES

• Nebraska will play seven games against teams that played in a bowl game last year, including Ohio State (Fiesta Bowl - College Football Playoff Semifinal), Penn State (Rose Bowl) and Wisconsin (Cotton Bowl), all of which played in a New Year's Six Bowl last season.

• The Huskers will face three teams who won 11 games last season in Ohio State (11-2), Penn State (11-3) and Wisconsin (11-3). All three of those teams also finished the 2016 season with a top-10 ranking in the AP poll, as Ohio State was sixth, Penn State was seventh and Wisconsin was ninth.

• Nebraska will play five conference home games for the first time in program history this fall, as all seven Big Ten West Division teams will play five league games at home and four on the road.

• NU will play five of its seven home games against teams who qualified for a bowl game last season, including each of the final four home games.

• Nebraska will play all five of its road games this season against Power Five Conference opponents. The Huskers will take on Oregon in Eugene on Sept. 9 in the program's second-ever game in the state and first since a 28-13 win over the Ducks on Sept. 27, 1952.

• In Big Ten play, NU will travel to Illinois (Sept. 29), Purdue (Oct. 28), Minnesota (Nov. 11) and Penn State (Nov. 18). The Huskers will be seeking their first win at Illinois since 1986 and first win at Purdue since 1958.

• The 2017 Big Ten Championship Game is scheduled for Saturday, Dec. 2 at 7 p.m. on FOX. The game will be played at Lucas Oil Stadium in Indianapolis, the site of each of the first six Big Ten Championship Games. Nebraska made its lone appearance in the championship game in 2012.

## COACHING STAFF NOTES

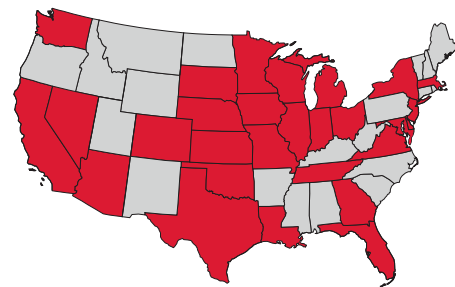
• Head Coach **Mike Riley** is in his 17th season as a collegiate head coach in 2017. Riley's 17 years of experience rank ninth nationally among all active FBS head coaches.

• Nebraska's 10 full-time head coaches boast a combined 190 years of collegiate coaching experience, including 113 seasons in Power Five Conferences.

• The Husker staff also features four coaches with a combined 14 years of NFL coaching experience including **Mike Riley** (three seasons as an NFL head coach and one season as an NFL assistant coach), **Reggie Davis** (four seasons as an NFL assistant), **Danny Langsdorf** (four seasons as an NFL assistant) and **Mike Cavanaugh** (two seasons as an NFL assistant).

• Nebraska welcomes three new additions to its full-time coaching staff for the 2017 season. **Bob Diaco** takes over as the Huskers' defensive coordinator, while **Scott Booker** will coach NU's safeties and **Donté Williams** - whose Nebraska debut came in the 2016 Music City Bowl - will tutor the Husker cornerbacks.

• **Bob Elliott** (1953-2017) passed away in July after being hired in February to coach the Husker safeties. The Nebraska coaching staff will honor Elliott by wearing a game day patch with the initials "BE".



## ROSTER NOTES

• Nebraska's 2017 roster features players from 28 states and one Canadian province.

• The Huskers have 47 homegrown Nebraska players on the 2017 roster.

• The roster includes seven additional states with at least four players. The Huskers have eight players from both California and Florida, seven from Louisiana and Texas, six from Missouri and four each from Colorado and Illinois.

• Nebraska's 2017 freshman class features players from 14 states, including multiple players from Nebraska (14), California (2), Florida (2) and Texas (2).

• NU could have its first-ever letterwinner from the state of Delaware this fall, as freshman linebacker **Avery Roberts** (Wilmington, Del.) is in the mix to see action as a true freshman after enrolling at Nebraska in January. The Huskers have had a letterwinner from 45 of the 50 states (every state except Delaware, Idaho, Kentucky, New Hampshire and Rhode Island).

• Nebraska features a 128-player roster. The roster is unofficially the third-largest roster in the country behind Army and Navy.

• Nearly two-thirds of the Huskers' 2017 roster are underclassmen, as 83 of Nebraska's 128 players are either freshmen or sophomores.

## ACADEMIC NOTES

• Nebraska has always placed an emphasis on academic success, as the Husker football program has produced more CoSIDA Academic All-Americans than any other sport in NCAA history. With that emphasis, it has become a trend in recent years for many NU football players to earn their degree before playing in their final game.

• Three Huskers - fullback **Harrison Jordan**, defensive lineman **Joel Lopez** and wide receiver **Gabe Rahn** - will play the 2017 season as graduate students.

• As many as 17 Huskers could earn their degree by the end of the fall semester. That would continue an impressive recent early graduation trend for Nebraska, as 39 of the 50 players in **Mike Riley's** first two senior classes obtained their degree before playing in their final game.

## THE OREGON DUCKS

**O**regon won its 20th consecutive home non-conference game with a 77-21 victory over Southern Utah last Saturday in Willie Taggart's Duck debut. The 77 points were the most by any FBS team this weekend and were the most points scored by Oregon in the modern era (post-World War II).

Oregon racked up 703 yards of total offense last Saturday, trailing only Missouri for the highest total nationally. The Ducks featured a balanced offense, totaling more than 300 yards rushing and passing, joining Clemson and Oklahoma State as the only teams in the country to both rush and pass for 300 yards. Defensively, Oregon limited Southern Utah to 365 yards, including 99 yards on the ground.

Individually, Royce Freeman accounted for 200 yards of total offense, carrying the ball 23 times for 150 yards while adding four catches for 50 yards. Freeman ranks seventh all-time in Pac-12 history with 4,296 career rushing yards, the most of any active FBS player. He also scored four rushing touchdowns last week, increasing his career total to 52 total touchdowns, six shy of the Oregon record. Kani Benoit was also dynamic in the rushing game, gaining 107 yards on only seven carries, three of which went for touchdowns.

### NEBRASKA VS. OREGON SERIES HISTORY

Nebraska is 6-1 all-time against Oregon, but the Huskers have never faced the Ducks in Eugene. Oregon won the first meeting 28-13 in 1952 in Portland. Nebraska has won the last six games in the series, with each game in Lincoln. Last year, the Huskers defeated the Ducks 35-32 when Tommy Armstrong Jr. scored on a 34-yard touchdown run with 2:29 remaining.

Mike Riley is 1-0 against Oregon as Nebraska's head coach and 5-10 all-time against the Ducks including his 14 years at Oregon State (1997-98; 2003-14). Riley is 1-6 all-time against Oregon in Eugene with the lone win coming in the Beavers' 38-31 double-overtime victory in 2007. The winning score in that game was a 25-yard touchdown run by James Rodgers, who is now on Riley's staff as Nebraska's director of player development.

### ABOUT OREGON FOOTBALL

Oregon posted its 640th win last Saturday. The Ducks, who have won 12 conference titles, have been one of the nation's top programs this century. Oregon boasts a 171-39 record since 2000, ranking sixth nationally in wins and winning percentage. The Ducks played in the BCS National Championship Game in 2010 and participated in the inaugural College Football Playoff in 2014, falling to Ohio State in the National Championship Game. Oregon received votes in last week's AP poll as the Ducks look to extend their streak to 20 consecutive seasons earning a top-25 ranking in at least one weekly poll.

- **First Season:** 1894
- **Conference Titles:** 12
- **Bowl Record:** 13-17
- **All-Time Record:** 640-489-46
- **National Titles:** 0
- **Stadium:** Autzen Stadium (54,000)

## OREGON TEAM STATS

ORE OPP	<b>RUSHING</b>	<b>348.0 YDS</b>	● ● ● ● ●	<b>TOTAL YARDS</b>	<b>703.0 YDS</b>	● ● ● ● ●
		<b>99.0 YDS</b>	● ●		<b>365.0 YDS</b>	● ● ● ● ●
ORE OPP	<b>PASSING</b>	<b>355.0 YDS</b>	● ● ● ● ●	<b>SCORING</b>	<b>77.0 PPG</b>	● ● ● ● ●
		<b>266.0 YDS</b>	● ● ●		<b>21.0 PPG</b>	● ● ● ● ●
ORE OPP	<b>RED ZONE</b>	<b>90%</b>	● ● ● ● ●	<b>3RD-DOWNS</b>	<b>63%</b>	● ● ● ● ●
		<b>67%</b>	● ● ●		<b>22%</b>	● ● ● ● ●

## DUCK STAT LEADERS

PASSING	CMP-ATT-INT	PCT	YDS	TD	
Justin Herbert	17-21-0	81%	281	1	
Taylor Alie	6-6-0	100%	74	0	
RUSHING	ATT.	YDS	YPC	TD	
Royce Freeman	23	150	6.5	4	
Kani Benoit	7	107	15.3	3	
Tony Brooks-James	9	32	3.6	0	
RECEIVING	REC.	YDS	YPC	TD	
Charles Nelson	5	99	19.8	0	
Royce Freeman	4	50	12.5	0	
Jacob Breeland	3	55	18.3	1	
TACKLES	SOLO	ALL	TFL	SACK	
Troy Dye	5	10	2.0	1.0	
Justin Hollins	3	6	1.0	1.0	
Arrion Springs	4	5	0.0	0.0	
Jalen Jelks	4	5	1.0	0.0	
Thomas Graham Jr.	3	5	0.0	0.0	
PUNTING	NO.	YDS	AVG.	LG	I20
Adam Stack	2	80	40.0	43	0
Blake Maimone	1	46	46.0	46	0
FIELD GOALS	MADE	ATT.	PCT.	LG	
None attempted					

## NEBRASKA CORNHUSKERS (1-0)



**HEAD COACH  
MIKE RILEY**

- 16-11 (at Nebraska)
- 109-91 (Career Record)
- 4-10 vs. Oregon

### 2017 SCHEDULE & RESULTS

9/2	Arkansas St.	W, 43-36
9/9	@ Oregon	3:30 p.m.
9/16	No. Illinois	11 a.m.
9/23	Rutgers	2:30 or 3 p.m.
9/29	@ Illinois	7 p.m.
10/7	Wisconsin	TBA
10/14	Ohio St.	TBA
10/28	@ Purdue	TBA
11/4	Northwestern	TBA
11/11	@ Minnesota	TBA
11/18	@ Penn St.	TBA
11/24	Iowa	3 p.m.

## STATISTICAL RANKING COMPARISON

CONF.	NAT.	CATEGORY	NAT.	CONF.
5th	40th	Rushing Offense	9th	2nd
9th	56th	Passing Offense	17th	4th
7th	50th	Total Offense	2nd	1st
5th	33rd	Scoring Offense	1st	1st
7th	39th	Rushing Defense	50th	3rd
13th	114th	Pass Defense	83rd	7th
12th	99th	Total Defense	62nd	6th
12th	96th	Scoring Defense	58th	6th
3rd	30th	3rd-Down Offense	12th	4th
13th	106th	3rd-Down Defense	25th	2nd
1st	1st	Red Zone Offense	64th	10th
7th	38th	Red Zone Defense	40th	5th
11th	108th	Net Punting	75th	7th
12th	83rd	Punt Returns	23rd	4th
13th	91st	Penalty Yards	112th	10th
2nd	6th	Turnover Margin	51st	7th

## OREGON DUCKS (1-0)



**HEAD COACH  
WILLIE TAGGERT**

- 1-0 (at Oregon)
- 41-45 (Career Record)
- 0-1 vs. Nebraska

### 2017 SCHEDULE & RESULTS

9/2	Southern Utah	W, 77-21
9/9	Nebraska	3:30 p.m.
9/16	@ Wyoming	6 p.m.
9/23	@ Arizona St.	TBA
9/30	Cal	TBA
10/7	Washington St.	TBA
10/14	@ Stanford	TBA
10/21	@ UCLA	TBA
10/28	Utah	TBA
11/14	@ Washington	TBA
11/18	Arizona	TBA
11/25	Oregon St.	TBA

**THE MIKE RILEY FILE****HEAD COACHING RECORD**

- **Overall:** 174-166 (26th season)
- **College:** 109-91 (17th season)
- **Nebraska:** 16-11 (Third season)

**FAMILY**

- **Wife:** Dee
- **Children:** Matthew, Kate
- **Grandchildren:** Elijah Jo, Cecilia

**COACHING NUMBERS**

- 43 Years of Coaching Experience
- 26 Years as a Head Coach
- 17 Years as a Collegiate Head Coach
- 9 Years as a Professional Head Coach
- 3 Years as an NFL Head Coach
- 17 Years as an Assistant Coach
- 13 Years as a Collegiate Assistant Coach
- 4 Years as a Professional Assistant Coach
- 1 Year as an NFL Assistant Coach

**HEAD COACHING EXPERIENCE****NEBRASKA**

- 2015-present (3rd season; 16-11 record)

**OREGON STATE**

- 2003-14 (12 seasons; 85-66 record)
- 1997-98 (2 seasons; 8-14 record)
- 14 overall seasons; 93-80 record)
- 6-2 record in eight bowl games
- 2008 Pac-10 Coach of the Year

**SAN DIEGO CHARGERS**

- 1999-2001 (3 seasons; 14-34 record)

**SAN ANTONIO RIDERS (WFLA)**

- 1991-92 (2 seasons; 11-9 record)

**WINNIPEG BLUE BOMBERS (CFL)**

- 1987-90 (4 seasons; 40-32 record)
- 2 Grey Cup Championships (1987, 1990)

**ASSISTANT COACH EXPERIENCE****NEW ORLEANS SAINTS**

- Assistant Head Coach (2002)

**USC**

- Assistant Head Coach/  
Offensive Coordinator (1993-96)

**NORTHERN COLORADO**

- Defensive Coordinator (1986)

**WINNIPEG BLUE BOMBERS (CFL)**

- Assistant Coach (1983-85)

**LINFIELD COLLEGE**

- Defensive Coordinator (1977-82)
- NAIA National Championship (1982)

**WHITWORTH COLLEGE**

- Graduate Assistant (1976)

**CALIFORNIA**

- Graduate Assistant (1975)

**PLAYING EXPERIENCE**

- Alabama (CB)
- National Championship (1973)

**N HEAD COACH MIKE RILEY**

Mike Riley boasts 43 years of coaching experience at the collegiate or professional level, including 26 years as a head coach. Below are some of his career coaching highlights:

- The only head coach in college football to win a professional title as a head coach
- Has been a champion at the NAIA, NCAA FBS and professional levels
- Won two Grey Cup titles in four seasons as a Canadian Football League head coach
- In his first season as a head coach, led Winnipeg to the 1987 Grey Cup title
- Defensive coordinator for Linfield College, the 1982 NAIA national champions
- Was a cornerback on Alabama's 1973 national championship team
- 1 of 8 active FBS head coaches who was also an NFL head coach (Chargers, 1999-2001)
- Named the No. 2 most underrated coach in a 2014 ESPN survey of FBS head coaches
- 2008 Pac-12 Coach of the Year
- Guided NU to the third-largest regular-season win improvement in school history in 2016
- Led Nebraska to its highest College Football Playoff ranking in 2016 (No. 10)
- Became the fourth Husker coach to win a bowl game in his first season
- Won 93 games at Oregon State and is the Beavers' all-time wins leader
- Ranks 11th all-time in Pac-12 history with 58 conference wins at OSU
- 1 of 6 coaches in NCAA history to win his first five bowl games
- 16 wins over ranked opponents in 16 seasons, including 15 wins in the last 12 seasons
- Only active coach to have two players win the Biletnikoff Award

**OVERALL COACHING EXPERIENCE\***

Nick Saban (Alabama)	45 Years
<b>Mike Riley (Nebraska)</b>	<b>43 Years</b>
Bill Snyder (Kansas State)	42 Years
Rocky Long (San Diego State)	42 Years

\*College and professional experience only

**HEAD COACHING EXPERIENCE**

Brian Kelly (Notre Dame)	28 Years
<b>Mike Riley (Nebraska)</b>	<b>26 Years</b>
Bill Snyder (Kansas State)	26 Years
Three Others with	24 Years

**PRO HEAD COACHING EXPERIENCE**

Lovie Smith (Illinois)	11 Years
<b>Mike Riley (Nebraska)</b>	<b>9 Years</b>
Butch Davis (FIU)	4 Years
Jim Harbaugh (Michigan)	4 Years
Jim Mora Jr. (UCLA)	4 Years

**NFL HEAD COACHING EXPERIENCE**

Lovie Smith (Illinois)	11 Years
Butch Davis (FIU)	4 Years
Jim Harbaugh (Michigan)	4 Years
Jim Mora Jr. (UCLA)	4 Years
<b>Mike Riley (Nebraska)</b>	<b>3 Years</b>

**WINS AT POWER FIVE CONFERENCE SCHOOLS AMONG ACTIVE COACHES**

Bill Snyder (Kansas St.)	203
Nick Saban (Michigan St., LSU, Alabama)	197
Mark Richt (Georgia, Miami)	155
Kirk Ferentz (Iowa)	138
Urban Meyer (Utah, Florida, Ohio St.)	127
Mike Leach (Texas Tech, Washington St.)	114
<b>Mike Riley (Oregon St., Nebraska)</b>	<b>109</b>

**BOWL WINS AMONG ACTIVE COACHES**

Urban Meyer (Utah, Florida, Ohio St.)	10
Nick Saban (Michigan St., LSU, Alabama)	10
Kyle Whittingham (Utah)	10
Mark Richt (Georgia, Miami)	9
Gary Patterson (TCU)	8
Bill Snyder (Kansas St.)	8
<b>Mike Riley (Oregon St., Nebraska)</b>	<b>7</b>

**ALL-TIME BOWL WINNING PERCENTAGE (MINIMUM 10 BOWL GAMES)**

Kyle Whittingham	10-1	.909
Tom O'Brien	8-2	.800
Urban Meyer	10-3	.769
Pat Dye	7-2-1	.750
<b>Mike Riley</b>	<b>7-3</b>	<b>.700</b>



## DEFENSIVE ASSISTANTS



**BOB DIACO**  
DEFENSIVE COORDINATOR

- 21 Years of Experience
- 7 Years as Def. Coordinator
- 3 Years as an FBS Head Coach
- Game Day: Press Box

### CAREER HIGHLIGHTS

- UConn head coach from 2014-16
- 2012 Broyles Award Winner
- Has coordinated defenses at Central Michigan, Cincinnati, Notre Dame and Nebraska
- Notre Dame ranked 2nd nationally in scoring defense and 7th in total defense en route to 2012 BCS Championship Game appearance



**SCOTT BOOKER**  
SAFETIES/SPECIAL TEAMS

- 15 Years of Experience
- 8 Years at a Power Five School
- 5 Years as Special Teams Coord.
- Game Day: Field

### CAREER HIGHLIGHTS

- Special teams coordinator at Notre Dame and NU
- Coached in 2016 BCS national title game
- Defensive backs coach at Kent State in 2006 when team led MAC in pass efficiency defense



**TRENT BRAY**  
LINEBACKERS

- 9 Years of Experience
- 9 Years at Power Five School
- 1 Year Playing in NFL Europe
- Game Day: Field

### CAREER HIGHLIGHTS

- 2016 Broyles Award nominee (top assistant)
- Helped Dedrick Young II total the second-most tackles by a Husker entering his junior year
- Coached in five bowl games past six years



**JOHN PARRELLA**  
DEFENSIVE LINE

- 10 Years of Experience
- 5 Years of College Experience
- 12 Years of Playing in NFL
- Game Day: Field

### CAREER HIGHLIGHTS

- Coached two All-Big Ten defensive linemen in his first season at Nebraska in 2016
- Helped Chabot JC to a conference title in 2013
- Started the varsity program at Valley Christian High in California and led team to playoffs



**DONTÉ WILLIAMS**  
CORNERBACKS

- 10 Years of Experience
- 4 Years at Power Five School
- Produced 17 NFL Players
- Game Day: Field

### CAREER HIGHLIGHTS

- Has coached cornerbacks at Arizona and NU
- Coordinated a San Jose State secondary that led the nation in pass defense in 2014 and was second in 2015
- Named one of college football's top 10 recruiters by Sports Illustrated in 2015

## OFFENSIVE ASSISTANTS



**DANNY LANGSDORF**  
OFFENSIVE COORD./QBs

- 22 Years of Experience
- 12 Years as Off. Coordinator
- 4 Years of NFL Experience
- Game Day: Press Box

### CAREER HIGHLIGHTS

- Helped Nebraska rank in top three in Big Ten in passing, scoring and total offense in 2015
- Helped Eli Manning set a career-high completion rate in 2014 with New York Giants
- Coached Sean Mannion, the all-time leading passer in Pac-12 Conference history



**MIKE Cavanaugh**  
OFFENSIVE LINE

- 32 Years of Experience
- 13 Years at Power Five School
- 2 Years of NFL Experience
- Game Day: Field

### CAREER HIGHLIGHTS

- 25 all-conference linemen in past 12 years
- OSU set a then-Pac-12 passing record in 2013
- Helped Hawaii rank in the top 10 nationally in total offense three times in six seasons




**REGGIE DAVIS**  
RUNNING BACKS

- 14 Years of Experience
- 6 Years at Power Five School
- 4 Years of NFL Experience
- Game Day: Field

### CAREER HIGHLIGHTS

- Coached in three NFC Championship Games
- Coached All-Pro TE Vernon Davis for three years
- Helped OSU RB Jacquizz Rodgers become first freshman to be Pac-10 Offensive MVP



**KEITH WILLIAMS**  
WIDE RECEIVERS

- 18 Years of Experience
- 3 Years at Power Five School
- 1 Year Playing in NFL
- Game Day: Field

### CAREER HIGHLIGHTS

- Eight former wideouts played in NFL in 2016
- Helped Jordan Westerkamp finish 2nd all-time at NU in receptions and 4th in yards
- Coached San Jose State's Edell Shepherd to school-record 1,500 receiving yards in 2001

## ADDITIONAL FOOTBALL STAFF

- **Associate A.D./Football:** Dan Van De Riet
- **Director of Football Operations:** Adam Clark
- **Exec. Dir. of Player Personnel:** Billy Devaney
- **Dir. of Football & Recruiting Oper.:** Andy Vaughn
- **Dir. of High School Relations:** Kenny Wilhite
- **Dir. of Player Development:** James Rodgers
- **Offensive GA:** Roman Sapolu (Offensive Line)
- **Offensive GA:** Tavita Thompson (Tight Ends)
- **Defensive GA:** Andrew Seumalo (Def. Line)
- **Special teams GA:** Nick Smith
- **Head Football Strength Coach:** Mark Philipp
- **Head Football Athletic Trainer:** Mark Mayer
- **Head Equipment Manager:** Jay Terry
- **Director of Video:** Tate Guillotte

## HUSKER COACHING NUMBERS

# 4

Mike Riley is 1 of 5 FBS coaches with at least three seasons of NFL head coaching experience. Riley is 1 of 8 FBS coaches who has been an NFL head coach (UCLA's Jim Mora Jr., Michigan's Jim Harbaugh, Louisville's Bobby Petrino, Alabama's Nick Saban, Illinois' Lovie Smith, FIU's Butch Davis, FAU's Lane Kiffin).

# 4

Four coaches boast NFL experience, including Mike Riley as a head coach and Mike Cavanaugh, Reggie Davis and Danny Langsdorf as assistant coaches.

# 5

Mike Riley ranks fifth in NCAA history with a .700 winning percentage in bowl games (minimum 10 bowl games). One of only six coaches in NCAA history to win his first five bowl games, Riley is 7-3 in bowl games.

# 9

Mike Riley owns nine years of experience as a professional head coach, the second-most of any FBS coach. In addition to the NFL, Riley led teams in the Canadian Football League and the World League of American Football, the predecessor to NFL Europe.

# 14

The NU coaching staff has combined for 14 seasons of coaching experience in the NFL.

# 26

Mike Riley owns 26 years of head coaching experience at the collegiate or professional level, the second most among FBS head coaches.

# 43

Mike Riley's 43 years of coaching experience at the collegiate or professional level rank second among FBS head coaches. Alabama's Nick Saban (45 years) is the only coach ahead of Riley on that list.

# 65

Nebraska's 10 full-time coaches have been a part of 65 bowl teams during their collegiate coaching careers.

# 189

The Husker coaching staff has a combined 189 years of coaching experience at the collegiate or professional level.

## NEBRASKA DEPTH CHART-OREGON

## OFFENSE

## LEFT TACKLE

- 68 Nick Gates, 6-5, 295, Jr.  
 65 Christian Gaylord, 6-6, 300, So.  
 75 Brenden Jaimes, 6-5, 280, Fr.

## LEFT GUARD

- 67 Jerald Foster, 6-3, 310, Jr.  
 50 John Raridon, 6-4, 290, RFr.  
 74 Jalin Barnett, 6-4, 315, So.

## CENTER

- 62 Cole Conrad, 6-5, 300, Jr.  
 79 Michael Decker, 6-4, 305, So.

## RIGHT GUARD

- 63 Tanner Farmer, 6-4, 305, Jr.  
 56 Boe Wilson, 6-3, 295, RFr.

## RIGHT TACKLE

- 77 David Knevel, 6-9, 315, Sr.  
 71 Matt Farniok, 6-6, 315, RFr.

## TIGHT END

- 88 Tyler Hoppes, 6-4, 245, Sr.  
 86 Jack Stoll, 6-4, 245, RFr.

## TIGHT END

- 89 Connor Ketter, 6-5, 245, Sr.  
 85 Matt Snyder, 6-5, 240, So.

## QUARTERBACK

- 13 Tanner Lee, 6-4, 220, Jr.  
 12 Patrick O'Brien, 6-4, 230, RFr.  
 14 Tristan Gebbia, 6-3, 185, Fr.

## I-BACK

- 18 Tre Bryant, 5-11, 200, So. -OR-  
 21 Mikale Wilbon, 5-9, 200, Jr. -OR-  
 22 Devine Ozigbo, 6-0, 230, Jr.  
 33 Jaylin Bradley, 6-0, 180, Fr.

## FULLBACK

- 41 Luke McNitt, 6-2, 250, Sr.  
 23 Austin Rose, 6-1, 225, Jr.

## WIDE RECEIVER

- 8 Stanley Morgan Jr., 6-1, 195, Jr.  
 83 Bryan Reimers, 6-5, 210, Jr.  
 87 Conor Young, 6-2, 180, So.

## WIDE RECEIVER

- 10 JD Spielman, 5-9, 180, RFr.  
 81 Gabe Rahn, 6-1, 195, Sr.  
 9 Keyan Williams, 5-10, 195, Jr.

## WIDE RECEIVER

- 15 De'Mornay Pierson-El, 5-9, 190, Sr.  
 1 Tyjon Lindsey, 5-9, 160, Fr.  
 80 Brett Classen, 6-2, 200, Sr.

## OFFENSIVE CAREER STARTS

Nick Gates, Jr., OT	24
Tanner Lee, Jr., QB	20*
De'Mornay Pierson-El, Sr., WR	14
Stanley Morgan Jr., Jr., WR	13
Tanner Farmer, Jr., OG	12
David Knevel, Sr., OT	11
Cole Conrad, Jr., OL	6
Jerald Foster, Jr., OG	5
Luke McNitt, Sr., FB	2
Tyler Hoppes, Sr., TE	1
Connor Ketter, Sr., TE	1
Tre Bryant, Soph., IB	1
Devine Ozigbo, Jr., IB	1
Bryan Reimers, Jr., WR	1

\*-Includes starts at Tulane, 2014-15

## DEFENSE

## DEFENSIVE END

- 91 Freedom Akinmoladun, 6-4, 280, Jr.  
 94 Khalil Davis, 6-2, 290, So.  
 95 Ben Stille, 6-5, 255, RFr.

## NOSE TACKLE

- 44 Mick Stoltenberg, 6-5, 305, Jr.  
 97 Deontre Thomas, 6-3, 280, Fr. -OR-  
 93 Damion Daniels, 6-2, 310, Fr.

## DEFENSIVE END

- 96 Carlos Davis, 6-2, 295, So.  
 99 Peyton Newell, 6-3, 295, Jr.  
 9 DaiShon Neal, 6-7, 275, So.  
 76 Dylan Owen, 6-5, 260, Jr.

## OUTSIDE LINEBACKER

- 3 Marcus Newby, 6-1, 235, Sr.  
 12 Luke Gifford, 6-3, 235, Jr.  
 43 Tyrin Ferguson, 6-2, 225, So.

## INSIDE LINEBACKER

- 49 Chris Weber, 6-3, 240, Sr.  
 14 Avery Roberts, 6-1, 230, Fr.  
 31 Collin Miller, 6-3, 235, RFr.

## INSIDE LINEBACKER

- 5 Dedrick Young II, 6-1, 235, Jr.  
 7 Mohamed Barry, 6-1, 230, So.  
 57 Jacob Weinmaster, 6-0, 215, So.

## OUTSIDE LINEBACKER

- 22 Alex Davis, 6-5, 255, So.  
 17 Sedrick King, 6-4, 245, Jr.

## CORNERBACK

- 6 Eric Lee Jr., 6-0, 195, So.  
 23 Dicaprio Bootle, 5-10, 185, RFr.  
 4 Avery Anderson, 6-0, 180, So.

## SAFETY

- 46 Joshua Kalu, 6-0, 195, Sr.  
 19 Marquel Dismuke, 6-2, 195, RFr.  
 26 Kieron Williams, 6-1, 195, Sr.

## SAFETY

- 24 Aaron Williams, 5-11, 190, Jr.  
 25 Antonio Reed, 6-2, 210, Jr.  
 28 Eli Sullivan, 6-2, 200, RFr.

## CORNERBACK

- 21 Lamar Jackson, 6-3, 210, So.  
 42 Jeremiah Stovall, 5-11, 185, So.  
 2 Tony Butler, 6-2, 210, RFr.

## DEFENSIVE CAREER STARTS

Joshua Kalu, Sr., DB	29
Dedrick Young, Jr., LB	21
Chris Jones, Sr., CB	20
Freedom Akinmoladun, Jr., DE	18
Aaron Williams, Jr., S	15
Marcus Newby, Sr., LB	11
Mick Stoltenberg, Jr., NT	10
Kieron Williams, Sr., S	9
Carlos Davis, So., DL	5
Chris Weber, Sr., LB	5
Lamar Jackson, So., CB	2
Eric Lee Jr., So., CB	1
Luke Gifford, Jr., LB	1
Antonio Reed, Jr., S	1

## SPECIAL TEAMS

## PLACE-KICKER

- 34 Drew Brown, 5-11, 200, Sr.  
 95 Kramer Rath, 6-1, 175, Sr.

## PUNTER

- 35 Caleb Lightbourn, 6-3, 235, So.  
 98 Isaac Armstrong, 5-11, 200, So.

## LONG SNAPPER

- 54 Jordan Ober, 6-1, 225, Jr.  
 92 Chase Urbach, 6-3, 200, So.

## HOLDER

- 2 Zack Darlington, 6-2, 195, Jr.

## KICKOFF RETURNER

- 10 JD Spielman, 5-9, 180, RFr.  
 1 Tyjon Lindsey, 5-9, 160, Fr.  
 33 Jaylin Bradley, 6-0, 180, Fr.

## PUNT RETURNER

- 15 De'Mornay Pierson-El, 5-9, 190, Sr.  
 8 Stanley Morgan Jr., 6-1, 195, Jr.  
 1 Tyjon Lindsey, 5-9, 160, Fr.

## INJURED

- 4 Jaevon McQuitty, WR  
 8 Chris Jones, CB  
 13 JoJo Domann, S

## SPECIAL TEAMS CAREER STARTS

Drew Brown, Sr., PK	40
Jordan Ober, Jr., LS	27
Caleb Lightbourn, So., P	13

**HUSKER NUMERICAL ROSTER**

NO.	NAME	POS.
1	Tyson Lindsey	WR
2	Tony Butler	DB
2	Zack Darlington	WR
3	Marcus Newby	LB
4	Avery Anderson	DB
4	Jaevon McQuitty	WR
5	Dedrick Young II	LB
6	Eric Lee Jr.	DB
7	Mohamed Barry	LB
8	Chris Jones	DB
8	Stanley Morgan Jr.	WR
9	DaiShon Neal	DL
9	Keyan Williams	WR
10	JD Spielman	WR
11	Austin Allen	TE
11	Boaz Joseph	DB
12	Luke Gifford	LB
12	Patrick O'Brien	QB
13	JoJo Domann	DB
13	Tanner Lee	QB
14	Tristan Gebbia	QB
14	Avery Roberts	LB
15	De'Mornay Pierson-El	WR
16	Andrew Bunch	QB
16	Ethan Cox	DB
17	Sedrick King	LB
18	Tre Bryant	IB
18	Guy Thomas	LB
19	Marquel Dismuke	DB
21	Lamar Jackson	DB
21	Mikale Wilbon	IB
22	Alex Davis	LB
22	Devine Ozigbo	IB
23	Dicaprio Bootle	DB
23	Austin Rose	FB
24	Sean Lambert	IB
24	Aaron Williams	DB
25	Antonio Reed	DB
26	Kieron Williams	DB
26	Thomas Connely	LB
28	Eli Sullivan	DB
28	Adam Taylor	IB
29	Ben Miles	FB
30	Quayshon Alexander	LB
30	Bo Kitrell	TE
31	Collin Miller	LB
31	Kade Warner	WR
32	Tanner Hass	DB
32	Pernell Jefferson	LB
33	Jaylin Bradley	IB
33	Willie Hampton	LB
33	Dylan Reynolds	WR
34	Drew Brown	PK
35	Caleb Lightbourn	P
36	Christian Banker	WR
36	Spencer Jordan	LB
36	Reid Karel	DB
37	Wyatt Mazour	IB
38	Damian Jackson	DL
38	Harrison Jordan	FB
39	Cole Frahm	PK
40	Grant Jordan	LB
40	Brandon Robbins	WR

**2017 NEBRASKA CORNHUSKER ALPHABETICAL ROSTER**

No.	Name	Pos.	Ht.	Wt.	Yr.	Hometown (High School/College)
91	** Akinmoladun, Freedom	DL	6-4	280	Jr.	Grandview, Mo. (Grandview)
30	Alexander, Quayshon	LB	6-3	245	RFr.	Prospect Park, N.J. (De Paul Catholic)
11	Allen, Austin	TE	6-8	210	Fr.	Aurora, Neb. (Aurora)
4	Anderson, Avery	DB	6-0	180	So.	Surprise, Ariz. (Pine Creek, Colorado Springs, Colo.)
75	Anderson, Fyn	DL	6-3	275	So.	Lincoln, Neb. (Southeast)
98	Armstrong, Isaac	P	5-11	200	So.	Lincoln, Neb. (Kearney/Southwest)
73	Bando, Broc	OL	6-5	295	Fr.	Lincoln, Neb. (IMG Academy)
36	Banker, Christian	WR	6-1	185	Fr.	Omaha, Neb. (Skutt Catholic)
74	* Barnett, Jalin	OL	6-4	315	So.	Lawton, Okla. (Lawton)
7	* Barry, Mohamed	LB	6-1	230	So.	Grayson, Ga. (Grayson)
23	Bootle, Dicaprio	DB	5-10	185	RFr.	Miami, Fla. (Southridge)
33	Bradley, Jaylin	IB	6-0	180	Fr.	Bellevue, Neb. (Bellevue West)
61	Brokop, Bryan	OL	6-5	295	RFr.	New Lenox, Ill. (Lincoln-Way West)
34	*** Brown, Drew	PK	5-11	200	Sr.	Southlake, Texas (Southlake Carroll)
18	* Bryant, Tre	IB	5-11	200	So.	St. Louis, Mo. (Christian Brothers College)
16	Bunch, Andrew	QB	6-1	200	So.	Thompson Station, Tenn. (Independence/Scottsdale CC)
2	Butler, Tony	DB	6-2	210	RFr.	Lakewood, Ohio (St. Edward)
45	Chaffin, Ty	WR	6-5	200	RFr.	Burwell, Neb. (Burwell)
80	Classen, Brett	WR	6-2	200	Sr.	Medina, Minn. (Wayzata/Winona State)
26	Connely, Thomas	LB	5-11	225	Jr.	Kearney, Neb. (Kearney Catholic)
62	* Conrad, Cole	OL	6-5	300	Jr.	Fremont, Neb. (Archbishop Bergan)
16	Cox, Ethan	DB	5-11	175	Fr.	Blair, Neb. (Blair)
93	Daniels, Damion	DL	6-2	310	Fr.	Dallas, Texas (Bishop Dunne)
2	* Darlington, Zack	WR	6-2	195	Jr.	Apopka, Fla. (Apopka)
22	* Davis, Alex	LB	6-5	255	So.	Riviera Beach, Fla. (Dwyer)
96	* Davis, Carlos	DL	6-2	295	So.	Blue Springs, Mo. (Blue Springs)
94	* Davis, Khalil	DL	6-2	290	So.	Blue Springs, Mo. (Blue Springs)
79	* Decker, Michael	OL	6-4	305	So.	Omaha, Neb. (North)
19	Dismuke, Marquel	DB	6-2	195	RFr.	Compton, Calif. (Calabasas)
13	* Domann, JoJo	DB	6-1	205	So.	Colorado Springs, Colo. (Pine Creek)
84	Engelhaupt, David	TE	6-3	240	RFr.	Norfolk, Neb. (Norfolk Catholic)
48	Evans, Erik	DL	6-3	265	Sr.	Waverly, Neb. (Waverly)
63	* Farmer, Tanner	OL	6-4	305	Jr.	Highland, Ill. (Highland)
71	Farniok, Matt	OL	6-6	315	RFr.	Sioux Falls, S.D. (Washington)
43	* Ferguson, Tyrin	LB	6-2	225	So.	New Orleans, La. (Edna Karr)
67	** Foster, Jerald	OL	6-3	310	Jr.	Lincoln, Neb. (Southeast)
39	Frahm, Cole	PK	6-5	200	Fr.	Omaha, Neb. (Burke)
68	** Gates, Nick	OL	6-5	295	Jr.	Las Vegas, Nev. (Bishop Gorman)
65	* Gaylord, Christian	OL	6-6	300	So.	Baldwin City, Kan. (Baldwin City)
14	Gebbia, Tristan	QB	6-3	185	Fr.	Calabasas, Calif. (Calabasas)
12	** Gifford, Luke	LB	6-3	235	Jr.	Lincoln, Neb. (Southeast)
33	Hampton, Willie	LB	6-1	225	Fr.	Plantation, Fla. (American Heritage)
32	Hass, Tanner	DB	6-0	200	RFr.	West Point, Neb. (Guardian Angels)
49	Hemphill, Austin	FB	5-10	225	So.	Gretna, Neb. (Gretna)
75	Hixson, Trent	OL	6-4	260	Fr.	Omaha, Neb. (Skutt Catholic)
47	Hohenstein, Branden	TE	6-4	220	RFr.	Jackson, Neb. (Bishop Heelan)
43	Honas, Todd	WR	5-11	195	RFr.	Aurora, Neb. (Aurora)
88	* Hoppes, Tyler	TE	6-4	245	Sr.	Lincoln, Neb. (Southwest/Wayne State)
38	Jackson, Damian	LB	6-1	245	Fr.	Las Vegas, Nev. (Shadow Ridge)
21	* Jackson, Lamar	DL	6-3	210	So.	Elk Grove, Calif. (Franklin)
76	Jaimes, Brenden	OL	6-5	280	Fr.	Austin, Texas (Lake Travis)
47	Jarzynka, Matt	DL	6-4	260	Jr.	Loup City, Neb. (Loup City)
32	Jefferson, Pernell	LB	6-2	235	RFr.	New Orleans, La. (Warren Easton)
8	*** Jones, Chris	DB	6-0	195	Sr.	Jacksonville, Fla. (Sandalwood)
40	Jordan, Grant	LB	6-2	205	RFr.	Omaha, Neb. (Westside)
38	Jordan, Harrison	FB	5-10	240	Sr.	Omaha, Neb. (Westside)
36	Jordan, Spencer	LB	6-2	210	RFr.	Omaha, Neb. (Westside)
11	*** Joseph, Boaz	DB	6-1	200	Sr.	Weston, Fla. (Cyprus Bay)
46	*** Kalu, Joshua	DB	6-1	195	Sr.	Houston, Texas (Alief Taylor)
36	Karel, Reid	DB	6-3	205	So.	Seward, Neb. (Seward)
89	* Ketter, Connor	TE	6-5	245	Sr.	Norfolk, Neb. (Norfolk Catholic)
17	* King, Sedrick	LB	6-4	245	Jr.	Plant City, Fla. (Plant City)
30	Kitrell, Bo	TE	6-1	235	Jr.	Ashland, Neb. (Ashland-Greenwood)
59	Kitten, Jake	OL	6-2	300	RFr.	Santee, Calif. (Santana)
77	*** Knevel, David	OL	6-9	315	Sr.	Brantford, Ontario, Canada (Pauline S. Johnson Collegiate)
24	Lambert, Sean	IB	6-0	205	RFr.	Fremont, Neb. (Fremont)
6	* Lee Jr., Eric	DB	6-0	195	So.	Milton, Mass. (Valor Christian [Colo.])
13	Lee, Tanner	QB	6-4	220	Jr.	Destrehan, La. (Jesuit/Tulane)
35	* Lightbourn, Caleb	P	6-3	235	So.	Washougal, Wash. (Camas)
1	Lindsey, Tyson	WR	5-9	160	Fr.	Corona, Calif. (Bishop Gorman [Nev.])
90	Lingenfelter, Ben	DL	6-5	265	Fr.	Cherokee, Iowa (Washington)
42	Liske, Cody	LB	6-0	200	Fr.	Bennington, Neb. (Bennington)



58	Lopez, Joel	DL	6-2	280	Sr.	Saint Charles, Ill. (Burlington Central)	41	Jose Marquez.....DB
41	Marquez, Jose	DB	5-10	195	Fr.	Crete, Neb. (Crete)	41	Luke McNitt.....FB
37	Mazour, Wyatt	IB	5-9	190	So.	Albion, Neb. (Boone Central)	42	Cody Liske.....LB
41	** McNitt, Luke	FB	6-2	250	Sr.	Kearney, Neb. (Kearney/Nebraska-Kearney)	42	Jeremiah Stovall.....DB
4	McQuitty, Jaevon	WR	6-0	195	Fr.	Columbia, Mo. (Battle)	43	Tyrin Ferguson.....LB
29	Miles, Ben	FB	6-1	210	Fr.	Baton Rouge, La. (Catholic)	43	Todd Honas.....WR
31	Miller, Collin	LB	6-3	235	RFr.	Fishers, Ind. (Hamilton Southeastern)	44	Mick Stoltenberg.....DL
66	Miller, Hunter	OL	6-5	275	Fr.	Stromsburg, Neb. (Cross County)	45	Ty Chaffin.....WR
8	** Morgan Jr., Stanley	WR	6-1	195	Jr.	New Orleans, La. (St. Augustine)	45	A.J. Natter.....DL
45	* Natter, A.J.	DL	6-5	260	Sr.	Milton, Wis. (Milton)	46	Joshua Kalu.....DB
9	* Neal, DaiShon	DL	6-7	275	So.	Houston, Texas (Omaha Central)	47	Branden Hohenstein.....TE
3	*** Newby, Marcus	LB	6-1	235	Sr.	Gaithersburg, Md. (Quince Orchard)	47	Matt Jarzynka.....DL
99	* Newell, Peyton	DL	6-3	295	Jr.	Hiawatha, Kan. (Hiawatha)	48	Erik Evans.....DL
12	O'Brien, Patrick	QB	6-4	230	RFr.	San Juan Capistrano, Calif. (San Juan Hills)	49	Austin Hemphill.....FB
54	** Ober, Jordan	LS	6-1	225	Jr.	Las Vegas, Nev. (Bishop Gorman)	49	Chris Weber.....LB
76	Owen, Dylan	DL	6-5	260	Jr.	Westchester, N.Y. (Somers/Bridgton Academy)	50	John Raridon.....OL
22	** Ozigbo, Devine	IB	6-0	230	Jr.	Sachse, Texas (Sachse)	51	Matt Watts.....OL
55	Paup, Jordan	DL	6-4	230	Fr.	Central City, Neb. (Central City)	52	Andrew Ward.....LB
15	*** Pierson-El, De'Mornay	WR	5-9	190	Sr.	Alexandria, Va. (West Potomac)	54	Jordan Ober.....LS
82	Rafdal, Kurt	TE	6-7	230	Fr.	Carmel, Ind. (Carmel)	55	Jordan Paup.....DL
81	* Rahn, Gabe	WR	6-1	195	Sr.	Le Mars, Iowa (Le Mars)	55	Chris Walker.....OL
50	Raridon, John	OL	6-4	290	RFr.	West Des Moines, Iowa (Valley)	56	Boe Wilson.....OL
95	Rath, Kramer	PK	6-1	175	Sr.	Lincoln, Neb. (Southwest/Nebraska Wesleyan)	57	Jacob Weinmaster.....LB
25	** Reed, Antonio	DB	6-2	210	Jr.	Memphis, Tenn. (Southaven [Miss.])	58	Joel Lopez.....DL
83	* Reimers, Bryan	WR	6-5	210	Jr.	Lincoln, Neb. (East)	59	Jake Kitten.....OL
33	Reynolds, Dylan	WR	6-0	170	Fr.	Broken Bow, Neb. (Broken Bow)	61	Bryan Brokop.....OL
40	Robbins, Brandon	WR	5-10	185	Fr.	Bellevue, Neb. (Bellevue East)	62	Cole Conrad.....OL
14	Roberts, Avery	LB	6-1	230	Fr.	Wilmington, Del. (Concord)	63	Tanner Farmer.....OL
23	Rose, Austin	FB	6-1	225	Jr.	Lincoln, Neb. (North Star)	65	Christian Gaylord.....OL
70	Sichterman, Matt	OL	6-5	270	Fr.	Kings Mills, Ohio (Kings)	66	Hunter Miller.....OL
85	Snyder, Matt	TE	6-5	240	So.	San Ramon, Calif. (California)	67	Jerald Foster.....OL
10	Spielman, JD	WR	5-9	180	RFr.	Eden Prairie, Minn. (Eden Prairie)	68	Nick Gates.....OL
95	Stille, Ben	DL	6-5	255	RFr.	Ashland, Neb. (Ashland-Greenwood)	70	Matt Sichterman.....OL
86	Stoll, Jack	TE	6-4	245	RFr.	Lone Tree, Colo. (Regis Jesuit)	71	Matt Farniok.....OL
44	** Stoltenberg, Mick	DL	6-5	305	Jr.	Gretna, Neb. (Gretna)	73	Broc Bando.....OL
42	Stovall, Jeremiah	DB	5-11	185	So.	Omaha, Neb. (Creighton Prep)	74	Jalin Barnett.....OL
28	Sullivan, Eli	DB	6-2	200	RFr.	Longmont, Colo. (Longmont)	75	Fyn Anderson.....DL
28	** Taylor, Adam	IB	6-2	210	Sr.	Katy, Texas (Katy)	75	Trent Hixson.....OL
97	Thomas, Deontre	DL	6-3	280	Fr.	Mustang, Okla. (Mustang)	76	Brenden Jaimes.....OL
18	Thomas, Guy	LB	6-3	200	Fr.	Miami, Fla. (Booker T. Washington)	76	Dylan Owen.....DL
92	Urbach, Chase	LS	6-3	200	So.	Grosse Pointe, Mich. (Grosse Pointe South)	77	David Knevel.....OL
55	Walker, Chris	OL	6-8	275	Fr.	Lincoln, Neb. (East)	79	Michael Decker.....OL
90	Walker, Jackson	P	6-4	250	Jr.	Overland Park, Kan. (Blue Valley Northwest/Coffeyville CC/Johnson County)	80	Brett Classen.....WR
52	Ward, Andrew	LB	6-1	200	Fr.	Muskegon, Mich. (Mukeygon)	81	Gabe Rahn.....WR
31	Warner, Kade	WR	6-1	200	Fr.	Scottsdale, Ariz. (Desert Mountain)	82	Kurt Rafdal.....TE
51	Watts, Matt	OL	6-4	285	Sr.	Stockton, Calif. (Saint Mary's/Nevada/Butte CC)	83	Bryan Reimers.....WR
49	*** Weber, Chris	LB	6-3	240	Sr.	Omaha, Neb. (Elkhorn)	84	David Engelhaupt.....TE
57	Weinmaster, Jacob	LB	6-0	215	So.	Loveland, Colo. (Loveland)	85	Matt Snyder.....TE
21	** Wilbon, Mikale	IB	5-9	200	Jr.	Chicago, Ill. (De La Salle Institute)	86	Jack Stoll.....TE
24	** Williams, Aaron	DB	5-11	190	Jr.	Atlanta, Ga. (Carver)	87	Conor Young.....WR
9	Williams, Keyan	WR	5-10	195	Jr.	New Orleans, La. (Lusher/Fresno State)	88	Tyler Hoppes.....TE
26	*** Williams, Kieron	DB	6-1	195	Sr.	Shreveport, La. (C.E. Byrd/Air Force Prep)	89	Connor Ketter.....TE
56	Wilson, Boe	OL	6-3	295	RFr.	Lee's Summit, Mo. (Lee's Summit West)	90	Ben Lingenfelter.....DL
87	Young, Conor	WR	6-2	180	So.	Cozad, Neb. (Cozad)	90	Jackson Walker.....P
5	** Young II, Dedrick	LB	6-1	235	Jr.	Peoria, Ariz. (Centennial)	91	Freedom Akinmoladun.....DL

\*denotes letters earned

## PRONUNCIATION GUIDE

Freedom Akinmoladun...ackin-mo-LAW-doon  
 Bryan Brokop.....bro-COP  
 Ty Chaffin.....CHAY-fin  
 Brett Classen.....CLASS-in  
 Matt Farniok.....FAR-nee-ock  
 Tristan Gebbia.....JEB-ee-uh  
 Branden Hohenstein.....HO-inn-stine  
 Todd Honas.....HO-nuss  
 Tyler Hoppes.....HOP-iss  
 Brenden Jaimes.....HYME-iss  
 Matt Jarzynka.....jar-ZINK-uh  
 Boaz Joseph.....BOSE  
 Joshua Kalu.....kuh-LOO  
 Reid Karel.....CARE-ull  
 Bo Kitrell.....KIT-trull

David Knevel.....NEV-ull  
 Wyatt Mazour.....MUH-zoo-er  
 Jaevon McQuitty.....JAY-vaughn  
 DaiShon Neal.....DAY-shawn  
 Devine Ozigbo.....oh-ZIG-bo  
 Jordan Paup.....POP  
 De'Mornay Pierson-El.....duh-MORN-eh  
 Gabe Rahn.....RAWN  
 Bryan Reimers.....RHYME-ers  
 Matt Sichterman.....SICK-ter-mun  
 Ben Stille.....STILL-ee  
 Jacob Weinmaster.....WINE-master  
 Mikale Wilbon.....MICK-kale  
 Keyan Williams.....KEY-on  
 Kieron Williams.....KYE-run  
 Dedrick Young II.....DEAD-rick

41 Jose Marquez.....DB  
 41 Luke McNitt.....FB  
 42 Cody Liske.....LB  
 42 Jeremiah Stovall.....DB  
 43 Tyrin Ferguson.....LB  
 43 Todd Honas.....WR  
 44 Mick Stoltenberg.....DL  
 45 Ty Chaffin.....WR  
 45 A.J. Natter.....DL  
 46 Joshua Kalu.....DB  
 47 Branden Hohenstein.....TE  
 47 Matt Jarzynka.....DL  
 48 Erik Evans.....DL  
 49 Austin Hemphill.....FB  
 49 Chris Weber.....LB  
 50 John Raridon.....OL  
 51 Matt Watts.....OL  
 52 Andrew Ward.....LB  
 54 Jordan Ober.....LS  
 55 Jordan Paup.....DL  
 55 Chris Walker.....OL  
 56 Boe Wilson.....OL  
 57 Jacob Weinmaster.....LB  
 58 Joel Lopez.....DL  
 59 Jake Kitten.....OL  
 61 Bryan Brokop.....OL  
 62 Cole Conrad.....OL  
 63 Tanner Farmer.....OL  
 65 Christian Gaylord.....OL  
 66 Hunter Miller.....OL  
 67 Jerald Foster.....OL  
 68 Nick Gates.....OL  
 70 Matt Sichterman.....OL  
 71 Matt Farniok.....OL  
 73 Broc Bando.....OL  
 74 Jalin Barnett.....OL  
 75 Fyn Anderson.....DL  
 75 Trent Hixson.....OL  
 76 Brenden Jaimes.....OL  
 76 Dylan Owen.....DL  
 77 David Knevel.....OL  
 79 Michael Decker.....OL  
 80 Brett Classen.....WR  
 81 Gabe Rahn.....WR  
 82 Kurt Rafdal.....TE  
 83 Bryan Reimers.....WR  
 84 David Engelhaupt.....TE  
 85 Matt Snyder.....TE  
 86 Jack Stoll.....TE  
 87 Conor Young.....WR  
 88 Tyler Hoppes.....TE  
 89 Connor Ketter.....TE  
 90 Ben Lingenfelter.....DL  
 90 Jackson Walker.....P  
 91 Freedom Akinmoladun.....DL  
 92 Chase Urbach.....LS  
 93 Damion Daniels.....DL  
 94 Khalil Davis.....DL  
 95 Kramer Rath.....PK  
 95 Ben Stille.....DL  
 96 Carlos Davis.....DL  
 97 Deontre Thomas.....DL  
 98 Isaac Armstrong.....P  
 99 Peyton Newell.....DL



# #1 TYJON LINDSEY • Fr. • WR

 CORONA, CALIF.  
BISHOP GORMAN HS (NEV.)

## CAREER RECEIVING STATS

Year	G/S	No.	Yds.	Y/R	Y/G	Long	TDs
2017	1/0	3	14	4.7	14.0	8 vs. Arkansas State	0
<b>Totals</b>	<b>1/0</b>	<b>3</b>	<b>14</b>	<b>4.7</b>	<b>14.0</b>	<b>8 vs. Arkansas State</b>	<b>0</b>

## 2017 SINGLE-GAME HIGHS

- » Receptions - 3 vs. Arkansas State
- » Receiving Yards - 14 vs. Arkansas State
- » Touchdowns - 0

## 2017 GAME-BY-GAME

Opponent	Rec.	Yds	TD	Lg
Arkansas State	3	14	0	8
at Oregon				
Northern Illinois				
Rutgers				
at Illinois				
Wisconsin				
Ohio State				
at Purdue				
Northwestern				
at Minnesota				
at Penn State				
Iowa				
<b>Totals</b>	<b>3</b>	<b>14</b>	<b>0</b>	<b>8</b>



# #3 MARCUS NEWBY • Sr. • LB

 NORTH POTOMAC, MD.  
QUINCE ORCHARD HS

## CAREER STATS

Year	G/S	(-----Tackles-----)					Fum.			QB	
		UT	AT	TT	TFL	Sacks	C-R	BK	PBU	INT	Hry.
2013		Redshirt									
2014	9/0	1	2	3	1-9	1.0-9	0-0	0	0	0	2
2015	10/6	17	17	34	5-13	1.0-8	0-0	0	4	0	2
2016	12/4	7	11	18	3-17	2.0-16	1-0	0	1	0	2
2017	1/1	3	3	6	0-0	0.0-0	0-0	0	0	0	0
<b>Totals</b>	<b>32/11</b>	<b>28</b>	<b>33</b>	<b>61</b>	<b>9-39</b>	<b>4.0-33</b>	<b>1-0</b>	<b>0</b>	<b>5</b>	<b>0</b>	<b>6</b>

## CAREER HONORS

- » Nebraska Scholar-Athlete Honor Roll (Spring 2015)
- » NU Record for Most PBU by a Linebacker (4 vs. Wisconsin, 2015)
- » Brook Berringer Citizenship Team (2015, 2016, 2017)
- » Tom Osborne Citizenship Team (2015, 2016, 2017)

## CAREER SINGLE-GAME HIGHS

- » Tackles - 8 vs. Michigan State (2015)
- » Tackles for Loss - 1, nine times
- » Sacks - 1.0, four times

## 2017 GAME-BY-GAME

Opponent	--Tackles-- UT-AT-TT	TFL-Yds	-Sacks- No-Yds	FF-FR-Yds	Int-Yds	PBU	QBH
Arkansas State	3-3-6	0-0	0.0-0	0.0-0	0-0	0	0
at Oregon							
Northern Illinois							
Rutgers							
at Illinois							
Wisconsin							
Ohio State							
at Purdue							
Northwestern							
at Minnesota							
at Penn State							
Iowa							
<b>Totals</b>	<b>3-3-6</b>	<b>0-0</b>	<b>0.0-0</b>	<b>0.0-0</b>	<b>0-0</b>	<b>0</b>	<b>0</b>

## 2017 SINGLE-GAME HIGHS

- » Tackles - 6 vs. Arkansas State
- » Tackles for Loss - 0
- » Sacks - 0



# #5 DEDRICK YOUNG • Jr. • LB

 PEORIA, ARIZ.  
CENTENNIAL HS

## CAREER STATS

Year	G/S	(-----Tackles-----)					Fum.			QB	
		UT	AT	TT	TFL	Sacks	C-R	BK	PBU	INT	Hry.
2015	12/11	25	36	61	5-8	0.0-0	0-0	0	3	0	2
2016	12/9	34	26	60	4-5	1.0-3	1-0	0	4	0	2
2017	1/1	5	2	7	1-5	1.0-5	0-0	0	0	0	0
<b>Totals</b>	<b>25/21</b>	<b>64</b>	<b>64</b>	<b>128</b>	<b>10-18</b>	<b>2.0-8</b>	<b>1-0</b>	<b>0</b>	<b>7</b>	<b>0</b>	<b>4</b>

## CAREER HONORS

- » Academic All-Big Ten (2016)
- » Big Ten All-Freshman Team (BTN.com, ESPN.com, 2015)
- » Nebraska Newcomer of the Year Award (2015)
- » NU Record for Most Tackles by a True Freshman (61, 2015)
- » Nebraska Scholar-Athlete Honor Roll (Spring 2015)
- » Brook Berringer Citizenship Team (2016, 2017)
- » Tom Osborne Citizenship Team (2016, 2017)

## 2017 GAME-BY-GAME

Opponent	--Tackles-- UT-AT-TT	TFL-Yds	-Sacks- No-Yds	FF-FR-Yds	Int-Yds	PBU	QBH
Arkansas State	5-2-7	1-5	1.0-5	0.0-0	0-0	0	0
at Oregon							
Northern Illinois							
Rutgers							
at Illinois							
Wisconsin							
Ohio State							
at Purdue							
Northwestern							
at Minnesota							
at Penn State							
Iowa							
<b>Totals</b>	<b>5-2-7</b>	<b>1-5</b>	<b>1.0-5</b>	<b>0.0-0</b>	<b>0-0</b>	<b>0</b>	<b>0</b>

## 2017 SEASON NOTES

- » Recorded his second career sack in the opener against Arkansas State

## CAREER SINGLE-GAME HIGHS

- » Tackles - 11 at Illinois (2015), vs. Purdue (2016)
- » Tackles for Loss - 2 at Illinois (2015), at Rutgers (2015), at Indiana (2016)
- » Sacks - 1.0 at Indiana (2016), vs. Arkansas State (2017)

## 2017 SINGLE-GAME HIGHS

- » Tackles - 7 vs. Arkansas State
- » Tackles for Loss - 1 vs. Arkansas State
- » Sacks - 1.0 vs. Arkansas State

#6 **ERIC LEE JR. • So. • DB**MILTON, MASS.  
VALOR CHRISTIAN HS (COLO.)**CAREER STATS**

	(-----Tackles-----)					Fum.			QB		
Year	G/S	UT	AT	TT	TFL	Sacks	C-R	BK	PBU	INT	Hry.
2015		Redshirt									
2016	8/0	1	1	2	1-1	0.0-0	0-0	0	0	0	0
2017	1/1	5	2	7	1-1	0.0-0	0-0	0	0	0	0
Totals	9/1	6	3	9	2-2	0.0-0	0-0	0	0	0	0

**2017 GAME-BY-GAME**

Opponent	--Tackles-- UT-AT-TT	TFL-Yds	-Sacks- No-Yds	FF-FR-Yds	Int-Yds	PBU	QBH
Arkansas State	5-2-7	1-1	0.0-0	0-0-0	0-0	0	0
at Oregon							
Northern Illinois							
Rutgers							
at Illinois							
Wisconsin							
Ohio State							
at Purdue							
Northwestern							
at Minnesota							
at Penn State							
Iowa							
Totals	5-2-7	1-1	0.0-0	0-0-0	0-0	0	0

**CAREER HONORS**

- » Nebraska Scholar-Athlete Honor Roll (Spring 2015)
- » Brook Berringer Citizenship Team (2016, 2017)
- » Tom Osborne Citizenship Team (2016, 2017)

**2017 SEASON NOTES**

- » Had seven tackles, including a tackle for loss, in his first career start in the opener against Arkansas State

**CAREER SINGLE-GAME HIGHS**

- » Tackles - 7 vs. Arkansas State (2017)
- » Interceptions - 0
- » Pass Breakups - 0
- » Tackles for Loss - 1 at Ohio State (2016), vs. Arkansas State (2017)
- » Sacks - 0

**2017 SINGLE-GAME HIGHS**

- » Tackles - 7 vs. Arkansas State
- » Interceptions - 0
- » Pass Breakups - 0
- » Tackles for Loss - 1 vs. Arkansas State
- » Sacks: 0

#8 **STANLEY MORGAN JR. • Jr. • WR**NEW ORLEANS, LA.  
ST. AUGUSTINE HS**CAREER STATS**

Year	G/S	No.	Yds.	Y/R	Y/G	Long	TDs
2015	13/3	25	304	12.2	23.4	33 at Miami	3
2016	13/9	33	453	13.7	34.8	72 at Indiana	2
2017	1/1	5	102	20.4	102.0	44 vs. Arkansas State	1
<b>Totals</b>	<b>27/13</b>	<b>63</b>	<b>859</b>	<b>13.6</b>	<b>31.8</b>	<b>72 at Indiana</b>	<b>6</b>

**CAREER HONORS**

- » BTN.com All-Freshman Team (2015)
- » Nebraska Newcomer of the Year (2015)
- » Tom Osborne Citizenship Team (2017)
- » Brook Berringer Citizenship Team (2017)

**2017 GAME-BY-GAME**

Opponent	Rec.	Yds	TD	Lg
Arkansas State	5	102	1	44
at Oregon				
Northern Illinois				
Rutgers				
at Illinois				
Wisconsin				
Ohio State				
at Purdue				
Northwestern				
at Minnesota				
at Penn State				
Iowa				
<b>Totals</b>	<b>5</b>	<b>102</b>	<b>1</b>	<b>44</b>

**CAREER SINGLE-GAME HIGHS**

- » Receptions - 5 at Wisconsin (2016), vs. Arkansas State (2017)
- » Receiving Yards - 102 vs. Arkansas State (2017)
- » Touchdowns - 1, six times

**2017 SINGLE-GAME HIGHS**

- » Receptions - 5 vs. Arkansas State
- » Receiving Yards - 102 vs. Arkansas State
- » Touchdowns - 1 vs. Arkansas State

**2017 SEASON NOTES**

- » Recorded a career-high 102 receiving yards, including a 44-yard touchdown reception in the opener against Arkansas State

#10 **JD SPIELMAN • RFr. • WR**EDEN PRAIRIE, MINN.  
EDEN PRAIRIE HS**CAREER STATS**

Receiving							
Year	G/S	No.	Yds.	Y/R	Y/G	Long	TDs
2016		Redshirt					
2017	1/0	2	44	22.0	44.0	35 vs. Arkansas State	0
<b>Totals</b>	<b>1/0</b>	<b>2</b>	<b>44</b>	<b>22.0</b>	<b>44.0</b>	<b>35 vs. Arkansas State</b>	<b>0</b>

**Kick Returns**

Year	G/S	No.	Yds.	Y/R	Y/G	Long	TDs
2016		Redshirt					
2017	1/0	1	99	99.0	99.0	99 vs. Arkansas State	1
<b>Totals</b>	<b>1/0</b>	<b>1</b>	<b>99</b>	<b>99.0</b>	<b>99.0</b>	<b>99 vs. Arkansas State</b>	<b>1</b>

**CAREER HONORS**

- » Nebraska Scout Team Offensive MVP (2016)
- » Nebraska Scholar-Athlete Honor Roll (Fall 2016)

**2017 GAME-BY-GAME**

Opponent	----- Receiving -----				----- Kick Returns -----			
	Rec.	Yds	TD	Lg	Rec.	Yds	TD	Lg
Arkansas State	2	44	0	35	1	99	1	99
at Oregon								
Northern Illinois								
Rutgers								
at Illinois								
Wisconsin								
Ohio State								
at Purdue								
Northwestern								
at Minnesota								
at Penn State								
Iowa								
<b>Totals</b>	<b>2</b>	<b>44</b>	<b>0</b>	<b>35</b>	<b>1</b>	<b>99</b>	<b>1</b>	<b>99</b>

**2017 SINGLE-GAME HIGHS**


- » Receptions - 2 vs. Arkansas State
- » Receiving Yards - 44 vs. Arkansas State
- » Receiving TDs - 0
- » Kick Return Yards - 99 vs. Arkansas State
- » Kick Return TDs - 1 vs. Arkansas State
- » All Purpose Yards - 143 vs. Arkansas State

**2017 SEASON NOTES**

- » Returned a kick 99 yards for a touchdown in the opener against Arkansas State





#15 **DE'MORNAY PIERSON-EL • Sr. • WR/PR**ALEXANDRIA, VA.  
WEST POTOMAC HS**CAREER STATS****Receiving**

Year	G/S	No.	Yds.	Y/R	Y/G	Long	TDs
2014	13/6	23	321	14.0	24.7	46 at Northwestern	4
2015	5/1	12	111	9.3	22.2	19 vs. Wisconsin	1
2016	13/6	20	254	12.7	19.5	40 vs. Purdue	1
2017	1/1	2	20	10.0	20.0	12 vs. Arkansas State	1
<b>Totals</b>	<b>32/14</b>	<b>57</b>	<b>706</b>	<b>12.4</b>	<b>22.1</b>	<b>46 at Northwestern</b>	<b>7</b>

**Punt Returns**

Year	G/S	No.	Yds.	Y/R	Y/G	Long	TDs
2014	13/6	34	596	17.5	45.8	86 at Fresno State	3
2015	5/1	4	48	12.0	9.6	42 at Minnesota	0
2016	13/6	23	168	7.3	12.9	45 vs. Oregon	0
2017	1/1	0	0	0.0	0.0	0	0
<b>Totals</b>	<b>31/13</b>	<b>61</b>	<b>812</b>	<b>13.3</b>	<b>26.2</b>	<b>86 at Fresno State</b>	<b>3</b>

**CAREER HONORS**

- » Second-Team All-American (USA Today, SI, FWAA, 2014)
- » Third-Team All-American (Athlon, 2014)
- » Nebraska Pat Clare Award (2016)
- » Freshman All-American (Scout, 247Sports, USA Today, 2014)
- » 2014 Jet Award Punt Returner of the Year
- » Honorable-Mention All-Big Ten (Media, Coaches, 2016)
- » 2x Big Ten Special Teams Player of the Week (Fresno State, Iowa, 2014)
- » NU Freshman Record - Long Punt Return, Punt Return Yards & TDs
- » NU Bowl Record for Receptions (8 vs. USC, 2014 Holiday Bowl)
- » Nebraska Special Teams MVP (2015)
- » Nebraska Scholar-Athlete Honor Roll (Fall 2014, 2016)
- » Nebraska Student-Athlete HERO Leadership Award (2015)
- » Brook Berringer Citizenship Team (2015, 2016, 2017)
- » Tom Osborne Citizenship Team (2015, 2016, 2017)

**2017 GAME-BY-GAME**

Opponent	----- Receiving -----				----- Punt Returns -----			
	No.	Yds	TD	Lg	No.	Yds	TD	Lg
Arkansas State	2	20	1	12	0	0	0	0
at Oregon								
Northern Illinois								
Rutgers								
at Illinois								
Wisconsin								
Ohio State								
at Purdue								
Northwestern								
at Minnesota								
at Penn State								
Iowa								
<b>Totals</b>	<b>2</b>	<b>20</b>	<b>1</b>	<b>12</b>	<b>0</b>	<b>0</b>	<b>0</b>	<b>0</b>

**CAREER SINGLE-GAME HIGHS**

- » Receptions – 8 vs. USC (2014 Holiday Bowl)
- » Receiving Yards – 102 vs. USC (2014 Holiday Bowl)
- » Receiving TDs – 1, seven times

- » Punt Return Yards – 150 at Fresno State
- » Punt Return TDs – 1, three times

- » All-Purpose Yards – 150, twice

**2017 SINGLE-GAME HIGHS**

- » Receptions – 2 vs. Arkansas State
- » Receiving Yards – 20 vs. Arkansas State
- » Receiving TDs – 1 vs. Arkansas State

- » Punt Return Yards – 0
- » Punt Return TDs – 0

- » All-Purpose Yards – 43 vs. Arkansas State

**2017 SEASON NOTES**

- » Caught two passes for 20 yards and a touchdown, while rushing for 23 yards against Arkansas State

#18 **TRE BRYANT • So. • IB**ST. LOUIS, MO.  
CHRISTIAN BROTHERS COLLEGE**CAREER STATS**

Year	G/S	Att.	Gain	Loss	Net	Y/A	Y/G	Long	TDs
2016	12/0	43	179	7	172	4.0	14.3	22 vs. Maryland	1
2017	1/1	31	194	2	192	6.2	192.0	35 vs. Arkansas State	1
<b>Totals</b>	<b>13/1</b>	<b>74</b>	<b>373</b>	<b>9</b>	<b>364</b>	<b>4.9</b>	<b>28.0</b>	<b>35 vs. Arkansas State</b>	<b>2</b>

**CAREER HONORS**

- » Nebraska Newcomer of the Year (2016)
- » Brook Berringer Citizenship Team (2017)
- » Tom Osborne Citizenship Team (2017)

**2017 GAME-BY-GAME**

Opponent	No.	Yds	TD	Lg
Arkansas State	31	192	1	35
at Oregon				
Northern Illinois				
Rutgers				
at Illinois				
Wisconsin				
Ohio State				
at Purdue				
Northwestern				
at Minnesota				
at Penn State				
Iowa				
<b>Totals</b>	<b>31</b>	<b>192</b>	<b>1</b>	<b>35</b>

**CAREER SINGLE-GAME HIGHS**

- » Rushes – 31 vs. Arkansas State (2017)
- » Rushing Yards – 192 vs. Arkansas State (2017)
- » Rushing TDs – 1 vs. Fresno State (2016), vs. Arkansas State (2017)
- » Receiving TDs – 1 vs. Minnesota (2016)

- » Kick Return Yards – 124 at Ohio State (2016)
- » Kick Return TDs – 0

- » All-Purpose Yards – 192 vs. Arkansas State (2017)

**2017 SEASON NOTES**

- » Ran for a career-high 192 yards on 31 carries with a touchdown against Arkansas State



## #21 LAMAR JACKSON • So. • DB

ELK GROVE, CALIF.  
FRANKLIN HS

## CAREER STATS

Year	G/S	Tackles					Fum.		QB
		UT	AT	TT	TFL	Sacks	C-R	BK	
2016	13/1	14	3	17	2-14	1.0-11	0-0	0	0
2017	1/1	5	0	5	0-0	0.0-0	0-0	0	1
<b>Totals</b>	<b>14/2</b>	<b>19</b>	<b>3</b>	<b>22</b>	<b>2-14</b>	<b>1.0-11</b>	<b>0-0</b>	<b>0</b>	<b>1</b>

## CAREER SINGLE-GAME HIGHS

- » Tackles - 5 vs. Fresno State (2016), vs. Arkansas State (2017)
- » Tackles for Loss - 2 vs. Fresno State (2016)
- » Tackles for Loss - 1.0 vs. Fresno State (2016)
- » Pass Breakups - 1 vs. Arkansas State (2017)
- » Interceptions - 0

## 2017 GAME-BY-GAME

Opponent	Tackles		TFL-Yds	Sacks-No-Yds	FF-FR-Yds	Int-Yds	PBU	QBH
	UT	AT						
Arkansas State	5	0	0-0	0.0-0	0-0-0	0-0	1	0
at Oregon								
Northern Illinois								
Rutgers								
at Illinois								
Wisconsin								
Ohio State								
at Purdue								
Northwestern								
at Minnesota								
at Penn State								
Iowa								
<b>Totals</b>	<b>5</b>	<b>0</b>	<b>0-0</b>	<b>0.0-0</b>	<b>0-0-0</b>	<b>0-0</b>	<b>1</b>	<b>0</b>

## 2017 SINGLE-GAME HIGHS

- » Tackles - 5 vs. Arkansas State
- » Tackles for Loss - 0
- » Tackles for Loss - 0
- » Pass Breakups - 1 vs. Arkansas State
- » Interceptions - 0



## #21 MIKALE WILBON • Jr. • IB

CHICAGO, ILL.  
DE LA SALLE INSTITUTE

## CAREER STATS

Year	G/S	Att.	Gain	Loss	Net	Y/A	Y/G	Long	TDs
2014									
2015	4/0	9	42	7	35	3.9	8.8	19 vs. South Alabama	0
2016	10/0	15	91	2	89	5.9	8.9	32 at Northwestern	0
2017	1/0	2	15	0	15	7.5	15.0	8 vs. Arkansas State	1
<b>Totals</b>	<b>15/0</b>	<b>26</b>	<b>148</b>	<b>9</b>	<b>139</b>	<b>5.3</b>	<b>9.2</b>	<b>32 at Northwestern</b>	<b>1</b>

## CAREER HONORS

- » 2014 Nebraska Offensive Scout Team MVP

## 2017 SEASON NOTES

- » Scored first career touchdown on a seven-yard run against Arkansas State

## CAREER SINGLE-GAME HIGHS

- » Rushes - 6 vs. BYU (2015), at Northwestern (2016)
- » Rushing Yards - 55 at Northwestern (2016)
- » Rushing Touchdowns - 1 vs. Arkansas State (2017)

## 2017 SINGLE-GAME HIGHS

- » Rushes - 2 vs. Arkansas State
- » Rushing Yards - 15 vs. Arkansas State
- » Rushing Touchdowns - 1 vs. Arkansas State

## 2017 GAME-BY-GAME

Opponent	Rushing				Receiving			
	No.	Yds	TD	Lg	No.	Yds	TD	Lg
Arkansas State	2	15	1	8	3	7	0	6
at Oregon								
Northern Illinois								
Rutgers								
at Illinois								
Wisconsin								
Ohio State								
at Purdue								
Northwestern								
at Minnesota								
at Penn State								
Iowa								
<b>Totals</b>	<b>2</b>	<b>15</b>	<b>1</b>	<b>8</b>	<b>3</b>	<b>7</b>	<b>0</b>	<b>6</b>



## #22 DEVINE OZIGBO • Jr. • IB

SACHSE, TEXAS  
SACHSE HS

## CAREER STATS

Year	G/S	Att.	Gain	Loss	Net	Y/A	Y/G	Long	TDs
2015	11/0	38	212	3	209	5.5	19.0	31 at Illinois	1
2016	11/1	97	429	17	412	4.2	37.5	42 vs. Tennessee	5
2017	1/0	0	0	0	0	0.0	0.0	0	0
<b>Totals</b>	<b>23/1</b>	<b>135</b>	<b>641</b>	<b>20</b>	<b>621</b>	<b>4.6</b>	<b>28.2</b>	<b>42 vs. Tennessee</b>	<b>6</b>

## CAREER HONORS

- » Nebraska Scholar-Athlete Honor Roll (Fall 2016)

## CAREER SINGLE-GAME HIGHS

- » Rushes - 21 vs. Oregon (2016)
- » Rushing Yards - 103 vs. Fresno State (2016)
- » Rushing Touchdowns - 2 vs. Fresno State (2016)

## 2017 GAME-BY-GAME

Opponent	Rushing				Receiving			
	No.	Yds	TD	Lg	No.	Yds	TD	Lg
Arkansas State	0	0	0	0	0	0	0	0
at Oregon								
Northern Illinois								
Rutgers								
at Illinois								
Wisconsin								
Ohio State								
at Purdue								
Northwestern								
at Minnesota								
at Penn State								
Iowa								
<b>Totals</b>	<b>0</b>	<b>0</b>	<b>0</b>	<b>0</b>	<b>0</b>	<b>0</b>	<b>0</b>	<b>0</b>

#24 **AARON WILLIAMS • Jr. • DB**ATLANTA, GA.  
CARVER HS**CAREER STATS**

Year	G/S	-----Tackles-----					Fum.		QB
		UT	AT	TT	TFL	Sacks	C-R	BK	
2015	13/3	17	7	24	3-9	0.0-0	0-0	0	0
2016	13/11	32	30	62	6-22	2.0-18	0-0	0	7
2017	1/1	3	3	6	0-0	0.0-0	0-0	0	1
<b>Totals</b>	<b>27/15</b>	<b>52</b>	<b>40</b>	<b>92</b>	<b>9-31</b>	<b>2.0-18</b>	<b>0-0</b>	<b>0</b>	<b>8</b>

**CAREER HONORS**

» Nebraska Scholar-Athlete Honor Roll (Spring 2015)

**2017 SEASON NOTES**

» Made six tackles and had a pass breakup against Arkansas State

**CAREER SINGLE-GAME HIGHS**

» Tackles - 11 vs. Minnesota (2016)  
 » Tackles for Loss - 1 nine times  
 » Sacks - 1.0 at Indiana (2016), vs. Maryland (2016)  
 » Pass Breakups - 2 vs. Maryland (2016)  
 » Interceptions - 1 vs. Wyoming, at Northwestern, at Indiana (all in 2016)

**2017 SINGLE-GAME HIGHS**

» Tackles - 6 vs. Arkansas State  
 » Tackles for Loss - 0  
 » Sacks - 0  
 » Pass Breakups - 1 vs. Arkansas State  
 » Interceptions - 0

**2017 GAME-BY-GAME**

Opponent	--Tackles--		-Sacks-		FF-FR-Yds	Int-Yds	PBU	QBH
	UT-AT-TT	TFL-Yds	No-Yds	No-Yds				
Arkansas State	3-3-6	0-0	0.0-0	0.0-0	0-0-0	0-0	1	0
at Oregon								
Northern Illinois								
Rutgers								
at Illinois								
Wisconsin								
Ohio State								
at Purdue								
Northwestern								
at Minnesota								
at Penn State								
Iowa								
<b>Totals</b>	<b>3-3-6</b>	<b>0-0</b>	<b>0.0-0</b>	<b>0.0-0</b>	<b>0-0-0</b>	<b>0-0</b>	<b>1</b>	<b>0</b>

#25 **ANTONIO REED • Jr. • DB**MEMPHIS, TENN.  
SOUTHAVEN HS (MISS.)**CAREER STATS**

Year	G/S	-----Tackles-----					Fum.		QB
		UT	AT	TT	TFL	Sacks	C-R	BK	
2015	13/0	9	1	10	0-0	0.0-0	2-0	0	0
2016	12/1	14	8	22	0-0	0.0-0	0-0	0	2
2017	1/0	2	1	3	0-0	0.0-0	0-0	0	0
<b>Totals</b>	<b>26/1</b>	<b>25</b>	<b>10</b>	<b>35</b>	<b>0-0</b>	<b>0.0-0</b>	<b>2-0</b>	<b>0</b>	<b>2</b>

**CAREER HONORS**

» Brook Berringer Citizenship Team (2017)  
 » Tom Osborne Citizenship Team (2017)

**CAREER SINGLE-GAME HIGHS**


» Tackles - 5, vs. Tennessee, 2016 Music City Bowl  
 » Pass Breakups - 1, vs. Purdue, Maryland (2016)

**2017 SINGLE-GAME HIGHS**

» Tackles - 3 vs. Arkansas State  
 » Tackles for Loss - 0  
 » Sacks - 0  
 » Pass Breakups - 0  
 » Interceptions - 0

**2017 GAME-BY-GAME**

Opponent	--Tackles--		-Sacks-		FF-FR-Yds	Int-Yds	PBU	QBH
	UT-AT-TT	TFL-Yds	No-Yds	No-Yds				
Arkansas State	2-1-3	0-0	0.0-0	0.0-0	0-0-0	0-0	0	0
at Oregon								
Northern Illinois								
Rutgers								
at Illinois								
Wisconsin								
Ohio State								
at Purdue								
Northwestern								
at Minnesota								
at Penn State								
Iowa								
<b>Totals</b>	<b>2-1-3</b>	<b>0-0</b>	<b>0.0-0</b>	<b>0.0-0</b>	<b>0-0-0</b>	<b>0-0</b>	<b>0</b>	<b>0</b>

#26 **KIERON WILLIAMS • Sr. • DB**SHREVEPORT, LA.  
AIR FORCE PREP/C.E. BYRD HS**CAREER STATS**

Year	G/S	-----Tackles-----					Fum.		QB
		UT	AT	TT	TFL	Sacks	C-R	BK	
2014	13/0	4	5	9	1-1	0.0-0	0-0	3	0
2015	13/0	5	2	7	0-0	0.0-0	0-0	0	0
2016	13/9	43	26	69	4-2	0.0-0	0-0	0	2
2017	1/0	0	0	0	0-0	0.0-0	0-0	0	0
<b>Totals</b>	<b>40/9</b>	<b>52</b>	<b>33</b>	<b>85</b>	<b>4-3</b>	<b>0.0-0</b>	<b>0-0</b>	<b>3</b>	<b>2</b>

**CAREER HONORS**

» Brook Berringer Citizenship Team (2015, 2016, 2017)  
 » Tom Osborne Citizenship Team (2015, 2016, 2017)

**CAREER SINGLE-GAME HIGHS**

» Tackles - 10 vs. Fresno State (2016), at Indiana (2016)  
 » Tackles for Loss - 1, five times  
 » Pass Breakups - 1 vs. Oregon (2016), vs. Purdue (2016)  
 » Interceptions - 2 vs. Purdue (2016)  
 » Blocked Punts - 2 vs. USC (2014 Holiday Bowl)\*  
 \*Tied school record

**2017 GAME-BY-GAME**

Opponent	--Tackles--		-Sacks-		FF-FR-Yds	Int-Yds	PBU	QBH
	UT-AT-TT	TFL-Yds	No-Yds	No-Yds				
Arkansas State	0-0-0	0-0	0.0-0	0.0-0	0-0-0	0-0	0	0
at Oregon								
Northern Illinois								
Rutgers								
at Illinois								
Wisconsin								
Ohio State								
at Purdue								
Northwestern								
at Minnesota								
at Penn State								
Iowa								
<b>Totals</b>	<b>0-0-0</b>	<b>0-0</b>	<b>0.0-0</b>	<b>0.0-0</b>	<b>0-0-0</b>	<b>0-0</b>	<b>0</b>	<b>0</b>





# #34 DREW BROWN • Sr. • PK

 SOUTHLAKE, TEXAS  
SOUTHLAKE CARROLL HS

## CAREER STATS

Year	G/S	PAT	FG	Pct.	TP	PPG	0-19	20-29	30-39	40-49	50+	Lg
2014	13/13	59/59	14/21	66.7	101	7.8	1-1	4-5	7-8	2-6	0-1	44
2015	13/13	45/47	21/27	77.8	107	8.2	0-0	6-7	2-3	12-14	1-3	50
2016	13/13	38/38	12/14	85.7	74	5.7	0-0	4-4	4-4	3-4	1-2	51
2017	1/1	5/5	2/2	100.0	11	11.0	0-0	1-1	0-0	1-1	0-0	41
<b>Totals</b>	<b>40/40</b>	<b>146/148</b>	<b>49/64</b>	<b>76.6</b>	<b>293</b>	<b>7.3</b>	<b>1-1</b>	<b>15-17</b>	<b>13-15</b>	<b>18-25</b>	<b>2-6</b>	<b>51</b>

## 2017 SEASON NOTES

» Made a pair of field goals, including a 41-yarder, in the opener against Arkansas State

## 2017 GAME-BY-GAME

Opponent	XP-ATT	FG-ATT	Lg	Blk	Pts
Arkansas State	5-5	2-2	41	0	11
at Oregon					
Northern Illinois					
Rutgers					
at Illinois					
Wisconsin					
Ohio State					
at Purdue					
Northwestern					
at Minnesota					
at Penn State					
Iowa					
<b>Totals</b>	<b>5-5</b>	<b>2-2</b>	<b>41</b>	<b>0</b>	<b>11</b>

## CAREER HONORS

- » Wuerffel Trophy Watch List (2016)
- » Allstate AFCA Good Works Team Watch List (2016)
- » Lou Groza Award Watch List (2016)
- » Second-Team All-Big Ten (Media, Associated Press, 2015)
- » Honorable-Mention All-Big Ten (Coaches, 2015; Media, 2016)
- » NCAA Record for Field Goals in a Half, Tied Record (5, 1st Half vs. Southern Miss)
- » Memorial Stadium Record for Most Field Goals, Tied Record (5 vs. Southern Miss)
- » Nebraska Sophomore Record for Season Field Goals (21 in 2015)
- » Nebraska Freshman Scoring Record (101 in 2015)
- » Nebraska Scholar-Athlete Honor Roll (Fall 2014; Spring 2016, 2017)
- » Brook Berringer Citizenship Team (2015, 2016, 2017)
- » Tom Osborne Citizenship Team (2015, 2016, 2017)

## CAREER SINGLE-GAME HIGHS

- » FGs – 5 vs. Southern Miss (2015)
- » Long FG – 51 vs. Purdue (2016)
- » PATs – 7 at Fresno State (2014), vs. Wyoming (2016)

## 2017 SINGLE-GAME HIGHS

- » FGs – 2 vs. Arkansas State
- » Long FG – 41 vs. Arkansas State
- » PATs – 5 vs. Arkansas State



# #35 CALEB LIGHTBOURN • So. • P

 WASHOUGAL, WASH.  
CAMAS HS

## CAREER STATS

Year	G/S	No.	Yds.	Avg.	Long	TB	FC	I20	50+	Blk.
2016	12/12	65	2,578	39.7	58	5	18	21	10	0
2017	1/1	5	212	42.4	54	0	1	3	2	0
<b>Totals</b>	<b>13/13</b>	<b>70</b>	<b>2,790</b>	<b>39.9</b>	<b>58</b>	<b>5</b>	<b>19</b>	<b>24</b>	<b>12</b>	<b>0</b>

## CAREER HONORS

- » Big Ten Freshman of the Week (vs. Oregon, 2016)
- » Nebraska Scholar-Athlete Honor Roll (Fall 2016)
- » Brook Berringer Citizenship Team (2017)
- » Tom Osborne Citizenship Team (2017)

## CAREER SINGLE-GAME HIGHS

- » Punts – 10 at Iowa (2016)
- » Punting Average – 47.2 vs. Oregon (2016)
- » Inside 20 – 3, six times

## 2017 SEASON NOTES

- » Pinned Arkansas State inside the 20 three times in the season opener

## 2017 SINGLE-GAME HIGHS

- » Long Punt – 54 vs. Arkansas State
- » Single-Game Average – 42.4 vs. Arkansas State
- » Punts Downed Inside Opponent 20 – 3 vs. Arkansas State

## 2017 GAME-BY-GAME

Opponent	No.	Yds	Avg	Lg	Blkd	TB	I20
Arkansas State	5	212	42.4	54	0	0	3
at Oregon							
Northern Illinois							
Rutgers							
at Illinois							
Wisconsin							
Ohio State							
at Purdue							
Northwestern							
at Minnesota							
at Penn State							
Iowa							
<b>Totals</b>	<b>5</b>	<b>212</b>	<b>42.4</b>	<b>54</b>	<b>0</b>	<b>0</b>	<b>3</b>



# #41 LUKE MCNITT • Sr. • FB

 KEARNEY, NEB.  
NEBRASKA-KEARNEY/KEARNEY HS

## CAREER STATS

Year	G/S	Att.	Gain	Loss	Net	Y/A	Y/G	Long	TDs
2014			Redshirt						
2015	5/0	0	0	0	0.0	0.0		0	0
2016	13/3	2	4	0	4	2.0	0.3	2 vs. Iowa	0
2017	1/0	1	0	0	0.0	0.0		0 vs. Arkansas State	0
<b>Totals</b>	<b>19/3</b>	<b>3</b>	<b>4</b>	<b>0</b>	<b>4</b>	<b>1.3</b>	<b>0.2</b>	<b>2 vs. Iowa</b>	<b>0</b>

## CAREER HONORS

- » Academic All-Big Ten (2015, 2016)
- » Nebraska Lifter of the Year (2016)
- » Nebraska Scholar-Athlete Honor Roll (Spring 2017)
- » Brook Berringer Citizenship Team (2017)
- » Tom Osborne Citizenship Team (2017)

## CAREER HIGHS

- » Rushes - 2 vs. Iowa (2016)
- » Rushing Yards – 4 vs. Iowa (2016)


## 2017 SINGLE-GAME HIGHS

- » Rushes - 1 vs. Arkansas State
- » Rushing Yards – 0 vs. Arkansas State
- » Single Game High Tackles – 2 vs. Arkansas State

- » Season Total Tackles – 2

## 2017 GAME-BY-GAME

Opponent	Rushing				Receiving			
	No.	Yds	TD	Lg	No.	Yds	TD	Lg
Arkansas State	1	0	0	0	1	11	0	11
at Oregon								
Northern Illinois								
Rutgers								
at Illinois								
Wisconsin								
Ohio State								
at Purdue								
Northwestern								
at Minnesota								
at Penn State								
Iowa								
<b>Totals</b>	<b>1</b>	<b>0</b>	<b>0</b>	<b>0</b>	<b>1</b>	<b>11</b>	<b>0</b>	<b>11</b>



## #43 TYRIN FERGUSON • So. • LB

NEW ORLEANS, LA.  
EDNA KARR HS

## CAREER STATS

Year	G/S	(-----Tackles-----)				TFL	Sacks	Fum.		BK	PBU	INT	QB Hry.
		UT	AT	TT				C-R					
2015	10/0	3	2	5	0-0	0.0-0	0-0	0	0	0	0	0	0
2016		Redshirt											
2017	1/0	0	0	0	0-0	0.0-0	0-0	0	0	0	1	0	0
<b>Totals</b>	<b>11/0</b>	<b>3</b>	<b>2</b>	<b>5</b>	<b>0-0</b>	<b>0.0-0</b>	<b>0-0</b>	<b>0</b>	<b>0</b>	<b>0</b>	<b>1</b>	<b>0</b>	<b>0</b>

## CAREER HONORS

- » Brook Berringer Citizenship Team (2016, 2017)
- » Tom Osborne Citizenship Team (2016, 2017)

## 2017 SEASON NOTES

- » Recorded first career interception in opener against Arkansas State

## CAREER HIGHS


- » Tackles - 1 five times
- » Interceptions - 1 vs. Arkansas State (2017)

## 2017 SINGLE-GAME HIGHS

- » Tackles - 0
- » Tackles for Loss - 0
- » Sacks - 0
- » Interceptions - 1 vs. Arkansas State

## 2017 GAME-BY-GAME

Opponent	--Tackles--		-Sacks-		FF-FR-Yds	Int-Yds	PBU	QBH
	UT-AT-TT	TFL-Yds	No-Yds					
Arkansas State	0-0-0	0-0	0.0-0		0-0-0	1-0	0	0
at Oregon								
Northern Illinois								
Rutgers								
at Illinois								
Wisconsin								
Ohio State								
at Purdue								
Northwestern								
at Minnesota								
at Penn State								
Iowa								
<b>Totals</b>	<b>0-0-0</b>	<b>0-0</b>	<b>0.0-0</b>		<b>0-0-0</b>	<b>1-0</b>	<b>0</b>	<b>0</b>



## #44 MICK STOLTENBERG • Jr. • DL

GRETNA, NEB.  
GRETNA HS

## CAREER STATS

		((------Tackles-----))					Fum.					QB
Year	G/S	UT	AT	TT	TFL	Sacks	C-R	BK	PBU	INT	Hry.	
2014		Redshirt										
2015	9/0	2	0	2	1-6	1.0-6	0-1	0	0	0	0	
2016	12/9	9	16	25	3-6	1.5-5	0-0	0	0	0	1	
2017	1/1	0	2	2	0-0	0.0-0	0-0	0	0	0	1	
Totals	22/10	11	18	29	4-12	2.5-11	0-1	0	0	0	2	

## CAREER HONORS

- » Academic All-Big Ten (2016)
- » CoSIDA Academic All-District VII (2016)
- » Five-Time Nebraska Scholar-Athlete Honor Roll
- » Tom Osborne Citizenship Team (2017)
- » Brook Berringer Citizenship Team (2017)

## CAREER SINGLE-GAME HIGHS

- » Tackles - 6 at Wisconsin (2016)
- » Tackles for Loss - 2 at Northwestern (2016)
- » Sacks - 1 vs. South Alabama (2015), at Wisconsin (2016)

## 2017 SINGLE-GAME HIGHS

- » Tackles - 2 vs. Arkansas State
- » Tackles for Loss - 0
- » Sacks - 0

## 2017 GAME-BY-GAME

Opponent	--Tackles--		-Sacks-		FF-FR-Yds	Int-Yds	PBU	QBH
	UT-AT-TT	TFL-Yds	No-Yds					
Arkansas State	0-2-2	0-0	0.0-0		0-0-0	0-0	0	1
at Oregon								
Northern Illinois								
Rutgers								
at Illinois								
Wisconsin								
Ohio State								
at Purdue								
Northwestern								
at Minnesota								
at Penn State								
Iowa								
<b>Totals</b>	<b>0-2-2</b>	<b>0-0</b>	<b>0.0-0</b>		<b>0-0-0</b>	<b>0-0</b>	<b>0</b>	<b>1</b>



## #46 JOSHUA KALU • Sr. • DB

 HOUSTON, TEXAS  
ALIEF TAYLOR HS

### CAREER STATS

Year	G/S	Tackles					Fum.		PBU	INT	QB Hry.
		UT	AT	TT	TFL	Sacks	C-R	BK			
2014	13/2	20	7	27	1-1	0.0-0	2-1	0	3	1	1
2015	13/13	51	24	75	5-27	1.0-8	0-0	1	7	3	1
2016	13/13	48	18	66	3-8	1.0-6	0-0	1	11	1	2
2017	1/1	4	2	6	0-0	0.0-0	0-0	0	1	1	0
<b>Totals</b>	<b>40/29</b>	<b>123</b>	<b>51</b>	<b>174</b>	<b>9-36</b>	<b>2.0-14</b>	<b>2-1</b>	<b>2</b>	<b>22</b>	<b>6</b>	<b>4</b>

### CAREER HONORS

- » Lott IMPACT Trophy Quarterfinalist (2016)
- » Honorable-Mention All-Big Ten (Coaches, 2015)
- » Academic All-Big Ten (2015)
- » Nebraska Scholar-Athlete Honor Roll (Spring 2015, 2017)
- » Brook Berringer Citizenship Team (2015, 2016, 2017)
- » Tom Osborne Citizenship Team (2015, 2016, 2017)

### 2017 SEASON NOTES

- » Recorded six tackles, an interception and a pass breakup in the opener against Arkansas State

### CAREER SINGLE-GAME HIGHS

- » Tackles - 9 vs. BYU, vs. Wisconsin (2015), at Ohio State (2016)
- » Tackles for Loss - 2 vs. BYU (2015)
- » Pass Breakups - 4 vs. Wisconsin (2015)
- » Interceptions - 1, six times
- » Long Interception Return - 41 yards (TD) at Minnesota (2015)

### 2017 SINGLE-GAME HIGHS

- » Tackles - 6 vs. Arkansas State
- » Tackles for Loss - 0
- » Sacks - 0
- » Pass Breakups - 1 vs. Arkansas State
- » Interceptions - 1 vs. Arkansas State

### 2017 GAME-BY-GAME

Opponent	Tackles		TFL-Yds	Sacks		FF-FR-Yds	Int-Yds	PBU	QBH
	UT	AT		No	Yds				
Arkansas State	4	2	6	0	0	0	0	1	0
at Oregon									
Northern Illinois									
Rutgers									
at Illinois									
Wisconsin									
Ohio State									
at Purdue									
Northwestern									
at Minnesota									
at Penn State									
Iowa									
<b>Totals</b>	<b>4</b>	<b>2</b>	<b>6</b>	<b>0</b>	<b>0</b>	<b>0</b>	<b>0</b>	<b>1</b>	<b>0</b>



## #49 CHRIS WEBER • Sr. • LB

 ELKHORN, NEB.  
ELKHORN HS

### CAREER STATS

		Tackles					Fum.				QB
Year	G/S	UT	AT	TT	TFL	Sacks	C-R	BK	PBU	INT	Hry.
2013		Redshirt									
2014	13/0	3	3	6	0-0	0.0-0	0-0	0	0	0	0
2015	10/4	19	30	49	5-10	0.0-0	0-1	0	2	0	2
2016	13/0	5	12	17	1-1	0.0-0	0-0	0	0	0	0
2017	1/1	2	3	5	0-0	0.0-0	0-0	0	0	0	0
Totals	37/5	29	48	75	6-11	0.0-0	0-1	0	2	0	2

### CAREER HONORS

- » Big Ten Distinguished Scholar (2015, 2016, 2017)
- » CoSIDA Academic All-District VII (2015, 2016)
- » Academic All-Big Ten (2014, 2015, 2016)
- » Nebraska Walk-on of the Year (2015)
- » Eight-Time Nebraska Scholar-Athlete Honor Roll
- » Brook Berringer Citizenship Team (2014, 2015, 2016, 2017)
- » Tom Osborne Citizenship Team (2014, 2015, 2016, 2017)

### CAREER SINGLE-GAME HIGHS

- » Tackles - 17 at Illinois (2015)
- » Tackles for Loss - 3 at Illinois (2015)
- » Sacks - 0

### 2017 SINGLE-GAME HIGHS

- » Tackles - 5 vs. Arkansas State
- » Tackles for Loss - 0
- » Sacks - 0

### 2017 GAME-BY-GAME

Opponent	Tackles		TFL-Yds	Sacks		FF-FR-Yds	Int-Yds	PBU	QBH
	UT	AT		No	Yds				
Arkansas State	2	3	5	0	0	0	0	0	0
at Oregon									
Northern Illinois									
Rutgers									
at Illinois									
Wisconsin									
Ohio State									
at Purdue									
Northwestern									
at Minnesota									
at Penn State									
Iowa									
<b>Totals</b>	<b>2</b>	<b>3</b>	<b>5</b>	<b>0</b>	<b>0</b>	<b>0</b>	<b>0</b>	<b>0</b>	<b>0</b>



## #62 COLE CONRAD • Jr. • OL


 FREMONT, NEB.  
ARCHBISHOP BERGAN HS

### CAREER STATS

- » Games Played - 14 (13 in 2016; 1 in 2017)
- » Games Started - 6 (5 in 2016; 1 in 2017)

### CAREER HONORS

- » Academic All-Big Ten (2016)
- » Nebraska Scholar-Athlete Honor Roll (Spring 2016; Fall 2015)



## #63 TANNER FARMER • Jr. • OL

 HIGHLAND, ILL.  
HIGHLAND HS

### CAREER STATS

- » Games Played - 12 (11 in 2016; 1 in 2017)
- » Games Started - 12 (11 in 2016; 1 in 2017)

### CAREER HONORS

- » Nebraska Sam Foltz Hero 27 Leadership Award (2017)
- » Brook Berringer Citizenship Team (2016, 2017)
- » Tom Osborne Citizenship Team (2016, 2017)

#67 **JERALD FOSTER • Jr. • OL**LINCOLN, NEB.  
SOUTHEAST HS**CAREER STATS**

- » Games Played - 18 (13 in 2015; 4 in 2016; 1 in 2017)
- » Games Started - 5 (4 in 2016; 1 in 2017)

**CAREER HONORS**

- » Academic All-Big Ten (2016)
- » Six-Time Nebraska Scholar-Athlete Honor Roll
- » Nebraska Sam Foltz Hero 27 Leadership Award (2017)
- » Brook Berringer Citizenship Team (2015, 2016, 2017)
- » Tom Osborne Citizenship Team (2015, 2016, 2017)

#68 **NICK GATES • Jr. • OL**LAS VEGAS, NEV.  
BISHOP GORMAN HS**CAREER STATS**

- » Games Played - 24 (10 in 2015; 13 in 2016; 1 in 2017)
- » Games Started - 24 (10 in 2015; 13 in 2016; 1 in 2017)

**CAREER HONORS**

- » Third-Team All-Big Ten (Media, 2016)
- » Honorable-Mention All-Big Ten (Coaches, 2016)
- » Big Ten All-Freshman Team (BTN.com, ESPN.com)
- » BTN All-Bowl Team (2015)
- » Nebraska Scholar-Athlete Honor Roll (Fall 2015; Spring 2017)
- » Brook Berringer Citizenship Team (2016, 2017)
- » Tom Osborne Citizenship Team (2016, 2017)

#77 **DAVID KNEVEL • Sr. • OL**BRANTFORD, ONTARIO, CANADA  
PAULINE JOHNSON COLLEGIATE**CAREER STATS**

- » Games Played - 24 (4 in 2014; 9 in 2015; 10 in 2016; 1 in 2017)
- » Games Started - 11 (10 in 2016; 1 in 2017)

**CAREER HONORS**

- » Academic All-Big Ten (2016)
- » Nebraska Scholar-Athlete Honor Roll (Fall 2014; Spring 2016)
- » Brook Berringer Citizenship Team (2014, 2015, 2016, 2017)
- » Tom Osborne Citizenship Team (2014, 2015, 2016, 2017)

#88 **TYLER HOPPES • Sr. • TE**LINCOLN, NEB.  
SOUTHWEST HS/WAYNE STATE**CAREER STATS**

Year	G/S	No.	Yds.	Y/R	Y/G	Long	TDs
2014	Did Not Play - Transfer						
2015	0/0	0	0	0.0	0.0	0	0
2016	10/0	0	0	0.0	0.0	0	0
2017	1/1	3	40	13.3	40.0	19 vs. Arkansas State	0
<b>Totals</b>	<b>11/1</b>	<b>3</b>	<b>40</b>	<b>13.3</b>	<b>3.6</b>	<b>19 vs. Arkansas State</b>	<b>0</b>

**CAREER HONORS**

- » Academic All-Big Ten (2016)
- » Five-Time Nebraska Scholar-Athlete Honor Roll
- » Brook Berringer Citizenship Team (2017)
- » Tom Osborne Citizenship Team (2017)

**2017 SINGLE-GAME HIGHS**

- » Receptions - 3 vs. Arkansas State
- » Receiving Yards - 40 vs. Arkansas State
- » Touchdowns - 0

**2017 SEASON NOTES**

- » Hauled in three passes for 40 yards in his first career start in the opener against Arkansas State

**2017 GAME-BY-GAME**

Opponent	Rec.	Yds	TD	Lg
Arkansas State	3	40	0	19
at Oregon				
Northern Illinois				
Rutgers				
at Illinois				
Wisconsin				
Ohio State				
at Purdue				
Northwestern				
at Minnesota				
at Penn State				
Iowa				
<b>Totals</b>	<b>3</b>	<b>40</b>	<b>0</b>	<b>19</b>





# #91 FREEDOM AKINMOLADUN • Jr. • DE

 GRANDVIEW, MO.  
GRANDVIEW HS

## CAREER STATS

Year	G/S	Tackles				TFL	Sacks	Fum.		PBU	INT	QB Hry.
		UT	AT	TT				C-R	BK			
2014		Redshirt										
2015	11/4	11	10	21	7-45	4.5-36	0-0	0	0	0	0	4
2016	13/13	15	17	32	5-30	4.0-28	1-0	0	0	0	0	10
2017	1/1	1	1	2	0-0	0.0-0	0-0	1	0	0	0	1
<b>Totals</b>	<b>25/18</b>	<b>27</b>	<b>28</b>	<b>55</b>	<b>12-75</b>	<b>8.5-64</b>	<b>1-0</b>	<b>1</b>	<b>0</b>	<b>0</b>	<b>0</b>	<b>15</b>

## 2017 GAME-BY-GAME

Opponent	UT-AT-TT	TFL-Yds	Sacks-No-Yds	FF-FR-Yds	Int-Yds	PBU	QBH
Arkansas State	1-1-2	0-0	0.0-0	0-0-0	0-0	1	1
at Oregon							
Northern Illinois							
Rutgers							
at Illinois							
Wisconsin							
Ohio State							
at Purdue							
Northwestern							
at Minnesota							
at Penn State							
Iowa							
<b>Totals</b>	<b>1-1-2</b>	<b>0-0</b>	<b>0.0-0</b>	<b>0-0-0</b>	<b>0-0</b>	<b>1</b>	<b>1</b>

## CAREER HONORS

- » Academic All-Big Ten (2015, 2016)
- » Big Ten All-Freshman Team (BTN.com, ESPN.com)
- » Nebraska Scholar-Athlete Honor Roll (Fall 2014; Spring 2015)
- » Nebraska Student-Athlete HERO Leadership Award (2015, 2016)
- » Brook Berringer Citizenship Team (2015, 2016, 2017)
- » Tom Osborne Citizenship Team (2015, 2016, 2017)

## CAREER SINGLE-GAME HIGHS

- » Tackles - 6 at Miami
- » Tackles for Loss - 2, three times
- » Sacks - 2.0 vs. Southern Miss (2015), vs. Maryland (2016)

## 2017 SINGLE-GAME HIGHS

- » Tackles - 2 vs. Arkansas State
- » Tackles for Loss - 0
- » Sacks - 0



# #96 CARLOS DAVIS • So. • DL

 BLUE SPRINGS, MO.  
BLUE SPRINGS HS

## CAREER STATS

Year	G/S	Tackles				TFL	Sacks	Fum.		PBU	INT	QB Hry.
		UT	AT	TT				C-R	BK			
2015		Redshirt										
2016	13/4	11	13	24	5-25	2.0-24	0-0	0	0	0	0	3
2017	1/1	2	0	2	0-0	0.0-0	0-0	0	0	0	0	2
<b>Totals</b>	<b>14/5</b>	<b>13</b>	<b>13</b>	<b>26</b>	<b>5-25</b>	<b>2.0-24</b>	<b>0-0</b>	<b>0</b>	<b>0</b>	<b>0</b>	<b>0</b>	<b>5</b>

## 2017 GAME-BY-GAME

Opponent	UT-AT-TT	TFL-Yds	Sacks-No-Yds	FF-FR-Yds	Int-Yds	PBU	QBH
Arkansas State	2-0-2	0-0	0.0-0	0-0-0	0-0	0	2
at Oregon							
Northern Illinois							
Rutgers							
at Illinois							
Wisconsin							
Ohio State							
at Purdue							
Northwestern							
at Minnesota							
at Penn State							
Iowa							
<b>Totals</b>	<b>2-0-2</b>	<b>0-0</b>	<b>0.0-0</b>	<b>0-0-0</b>	<b>0-0</b>	<b>0</b>	<b>2</b>

## CAREER HONORS

- » 2016 Nebraska Most Improved Player
- » Honorable-Mention BTN All-Freshman Team (2016)
- » Brook Berringer Citizenship Team (2016, 2017)
- » Tom Osborne Citizenship Team (2016, 2017)

## 2017 SEASON NOTES

- » Made two tackles and recorded two quarterback hurries in the opener against Arkansas State

## CAREER SINGLE-GAME HIGHS

- » Tackles - 6 at Iowa
- » Tackles for Loss - 1, five times
- » Sacks - 1.0 vs. Purdue, at Wisconsin

## 2017 SINGLE-GAME HIGHS

- » Tackles - 2 vs. Arkansas State
- » Tackles for Loss - 0
- » Sacks - 0



# #97 DEONTRE THOMAS • Fr. • DL

 MUSTANG, OKLA.  
MUSTANG HS

## CAREER STATS

Year	G/S	Tackles				TFL	Sacks	Fum.		PBU	INT	QB Hry.
		UT	AT	TT				C-R	BK			
2017	1/0	0	3	3	0-0	0.0-0	0-0	0	0	0	0	0
<b>Totals</b>	<b>1/0</b>	<b>0</b>	<b>3</b>	<b>3</b>	<b>0-0</b>	<b>0.0-0</b>	<b>0-0</b>	<b>0</b>	<b>0</b>	<b>0</b>	<b>0</b>	<b>0</b>

## 2017 GAME-BY-GAME

Opponent	UT-AT-TT	TFL-Yds	Sacks-No-Yds	FF-FR-Yds	Int-Yds	PBU	QBH
Arkansas State	0-3-3	0-0	0.0-0	0-0-0	0-0	0	0
at Oregon							
Northern Illinois							
Rutgers							
at Illinois							
Wisconsin							
Ohio State							
at Purdue							
Northwestern							
at Minnesota							
at Penn State							
Iowa							
<b>Totals</b>	<b>0-3-3</b>	<b>0-0</b>	<b>0.0-0</b>	<b>0-0-0</b>	<b>0-0</b>	<b>0</b>	<b>0</b>

## 2017 SINGLE-GAME HIGHS

- » Tackles - 3 vs. Arkansas State
- » Tackles for Loss - 0
- » Sacks - 0

## 2017 Nebraska Schedule and Results

DATE	OPPONENT	RESULT	SCORE	RECORD	CONFERENCE	TIME	ATTEND
Sept. 2	Arkansas State	W	43-36	1-0	0-0	3:52	90,171

\* Big Ten conference game

## Team Statistics

TEAM STATISTICS	NU	OPP
SCORING	43	36
Points Per Game	43.0	36.0
Points Off Turnovers	7	0
FIRST DOWNS	25	32
Rushing	10	5
Passing	14	25
Penalty	1	2
RUSHING YARDAGE	225	82
Yards gained rushing	234	98
Yards lost rushing	9	16
Rushing Attempts	38	21
Average Per Rush	5.9	3.9
Average Per Game	225.0	82.0
TDs Rushing	2	0
PASSING YARDAGE	238	415
Comp-Att-Int	19-32-0	46-68-2
Average Per Pass	7.4	6.1
Average Per Catch	12.5	9.0
Average Per Game	238.0	415.0
TDs Passing	2	3
TOTAL OFFENSE	463	497
Total Plays	70	89
Average Per Play	6.6	5.6
Average Per Game	463.0	497.0
KICK RETURNS: #-Yards	2-114	3-62
PUNT RETURNS: #-Yards	1-1	1-63
INT RETURNS: #-Yards	2-0	0-0
KICK RETURN AVERAGE	57.0	20.7
PUNT RETURN AVERAGE	1.0	63.0
INT RETURN AVERAGE	0.0	0.0
FUMBLES-LOST	1-0	2-0
PENALTIES-Yards	8-75	9-63
Average Per Game	75.0	63.0
PUNTS-Yards	5-212	5-198
Average Per Punt	42.4	39.6
Net punt average	29.8	39.4
KICKOFFS-Yards	9-566	6-322
Average Per Kick	62.9	53.7
Net kick average	42.1	30.5
TIME OF POSSESSION/Game	32:18	27:42
3RD-DOWN Conversions	7/14	7/13
3rd-Down Pct	50%	54%
4TH-DOWN Conversions	0/0	0/0
4th-Down Pct	0%	0%
SACKS BY-Yards	1-5	1-7
MISC YARDS	0	0
TOUCHDOWNS SCORED	5	4
FIELD GOALS-ATTEMPTS	2-2	2-2
ON-SIDE KICKS	0-0	1-1
RED-ZONE SCORES	(4-4) 100%	(3-5) 60%
RED-ZONE TOUCHDOWNS	(3-4) 75%	(2-5) 40%
PAT-ATTEMPTS	(5-5) 100%	(4-4) 100%
ATTENDANCE	90171	0
Games/Avg Per Game	1/90171	0/0
Neutral Site Games		0/0

SCORE BY QUARTERS	1ST	2ND	3RD	4TH	OT	TOTAL
Nebraska	17	10	7	9	-	43
Opponents	14	12	0	10	-	36

## 2017 Nebraska Individual Statistics

RUSHING	GP-GS	ATT	GAIN	LOSS	NET	AVG	TD	LONG	AVG/G
Tre Bryant	1-1	31	194	2	192	6.2	1	35	192.0
De'Mornay Pierson-El	1-1	2	23	0	23	11.5	0	12	23.0
Mikale Wilbon	1-0	2	15	0	15	7.5	1	8	15.0
Stanley Morgan Jr.	1-1	1	2	0	2	2.0	0	2	2.0
Luke McNitt	1-0	1	0	0	0	0.0	0	0	0.0
Tanner Lee	1-1	1	0	7	-7	-7.0	0	0	-7.0
<b>Total</b>	<b>1</b>	<b>38</b>	<b>234</b>	<b>9</b>	<b>225</b>	<b>5.9</b>	<b>2</b>	<b>35</b>	<b>225.0</b>
<b>Opponents</b>	<b>1</b>	<b>21</b>	<b>98</b>	<b>16</b>	<b>82</b>	<b>3.9</b>	<b>0</b>	<b>14</b>	<b>82.0</b>

FUMBLE RETURNS	NO.	YDS	AVG	TD	LONG
None	0	0	0.0	0	0
<b>Total</b>	<b>0</b>	<b>0</b>	<b>0.0</b>	<b>0</b>	<b>0</b>
<b>Opponents</b>	<b>0</b>	<b>0</b>	<b>0.0</b>	<b>0</b>	<b>0</b>

FIELD GOALS	FGM-FGA	PCT	01-19	20-29	30-39	40-49	50-99	LG	BLK
Drew Brown	2-2	100.0	0-0	1-1	0-0	1-1	0-0	41	0
<b>Totals</b>	<b>2-2</b>	<b>100.0</b>	<b>0-0</b>	<b>1-1</b>	<b>0-0</b>	<b>1-1</b>	<b>0-0</b>	<b>41</b>	<b>0</b>
<b>Opponents</b>	<b>2-2</b>	<b>100.0</b>	<b>0-0</b>	<b>0-0</b>	<b>2-2</b>	<b>0-0</b>	<b>0-0</b>	<b>39</b>	<b>0</b>

FG SEQUENCE	NEBRASKA	OPPONENTS
Arkansas State	(21),(41)	(39),(31)

Numbers in (parentheses) indicate field goal was made.

PASSING	G-S	EFFIC	CMP-ATT-INT	PCT	YDS	TD	LNG	AVG/G
Tanner Lee	1-1	142.48	19-32-0	59.4	238	2	44	238.0
<b>Total</b>	<b>1</b>	<b>142.48</b>	<b>19-32-0</b>	<b>59.4</b>	<b>238</b>	<b>2</b>	<b>44</b>	<b>238.0</b>
<b>Opponents</b>	<b>1</b>	<b>127.59</b>	<b>46-68-2</b>	<b>67.6</b>	<b>415</b>	<b>3</b>	<b>38</b>	<b>415.0</b>

RECEIVING	G-GS	NO.	YDS	AVG	TD	LONG	AVG/G
Stanley Morgan Jr.	1-1	5	102	20.4	1	44	102.0
Tyler Hoppes	1-1	3	40	13.3	0	19	40.0
Tyson Lindsey	1-0	3	14	4.7	0	8	14.0
Mikale Wilbon	1-0	3	7	2.3	0	6	7.0
JD Spielman	1-1	2	44	22.0	0	35	44.0
De'Mornay Pierson-El	1-1	2	20	10.0	1	12	20.0
Luke McNitt	1-0	1	11	11.0	0	11	11.0
<b>Total</b>	<b>1</b>	<b>19</b>	<b>238</b>	<b>12.5</b>	<b>2</b>	<b>44</b>	<b>238.0</b>
<b>Opponents</b>	<b>1</b>	<b>46</b>	<b>415</b>	<b>9.0</b>	<b>3</b>	<b>38</b>	<b>415.0</b>

PUNTING	NO.	YDS	AVG	LONG	TB	FC	I20	50+	BLKD
Caleb Lightbourn	5	212	42.4	54	0	1	3	2	0
<b>Total</b>	<b>5</b>	<b>212</b>	<b>42.4</b>	<b>54</b>	<b>0</b>	<b>1</b>	<b>3</b>	<b>2</b>	<b>0</b>
<b>Opponents</b>	<b>5</b>	<b>198</b>	<b>39.6</b>	<b>55</b>	<b>0</b>	<b>1</b>	<b>2</b>	<b>1</b>	<b>0</b>

KICKOFFS	NO.	YDS	AVG	TB	OB	RETN	NET	YDLN
Drew Brown	8	505	63.1	5	1			
Caleb Lightbourn	1	61	61.0	0	0			
<b>Total</b>	<b>9</b>	<b>566</b>	<b>62.9</b>	<b>5</b>	<b>1</b>	<b>62</b>	<b>42.1</b>	<b>22</b>
<b>Opponents</b>	<b>6</b>	<b>322</b>	<b>53.7</b>	<b>1</b>	<b>1</b>	<b>114</b>	<b>30.5</b>	<b>34</b>

PUNT RETURNS	NO.	YDS	AVG	TD	LONG
Stanley Morgan Jr.	1	1	1.0	0	1
<b>Total</b>	<b>1</b>	<b>1</b>	<b>1.0</b>	<b>0</b>	<b>1</b>
<b>Opponents</b>	<b>1</b>	<b>63</b>	<b>63.0</b>	<b>1</b>	<b>63</b>

INTERCEPTIONS	NO.	YDS	AVG	TD	LONG
Tyrin Ferguson	1	0	0.0	0	0
Joshua Kalu	1	0	0.0	0	0
<b>Total</b>	<b>2</b>	<b>0</b>	<b>0.0</b>	<b>0</b>	<b>0</b>
<b>Opponents</b>	<b>0</b>	<b>0</b>	<b>0.0</b>	<b>0</b>	<b>0</b>

KICK RETURNS	NO.	YDS	AVG	TD	LONG
JD Spielman	1	99	99.0	1	99
Stanley Morgan Jr.	1	15	15.0	0	15
<b>Total</b>	<b>2</b>	<b>114</b>	<b>57.0</b>	<b>1</b>	<b>99</b>
<b>Opponents</b>	<b>3</b>	<b>62</b>	<b>20.7</b>	<b>0</b>	<b>25</b>



SCORING	TD	FGS	----- PATS -----		RCV	PASS	DXP	SAF	PTS
			KICK	RUSH					
Drew Brown	0	2-2	5-5	0-0	0	0-0	0	0	11
Mikale Wilbon	1	0-0	0-0	0-0	0	0-0	0	0	6
JD Spielman	1	0-0	0-0	0-0	0	0-0	0	0	6
Stanley Morgan Jr.	1	0-0	0-0	0-0	0	0-0	0	0	6
Tre Bryant	1	0-0	0-0	0-0	0	0-0	0	0	6
De'Mornay Pierson-El	1	0-0	0-0	0-0	0	0-0	0	0	6
TEAM	0	0-0	0-0	0-0	0	0-0	0	1	2
<b>Total</b>	<b>5</b>	<b>2-2</b>	<b>5-5</b>	<b>0-0</b>	<b>0</b>	<b>0-0</b>	<b>0</b>	<b>1</b>	<b>43</b>
<b>Opponents</b>	<b>4</b>	<b>2-2</b>	<b>4-4</b>	<b>0-0</b>	<b>0</b>	<b>0-0</b>	<b>0</b>	<b>1</b>	<b>36</b>

ALL PURPOSE	G	RUSH	REC	PR	KOR	IR	TOT	AVG/G
Tre Bryant	1	192	0	0	0	0	192	192.0
JD Spielman	1	0	44	0	99	0	143	143.0
Stanley Morgan Jr.	1	2	102	1	15	0	120	120.0
De'Mornay Pierson-El	1	23	20	0	0	0	43	43.0
Tyler Hoppes	1	0	40	0	0	0	40	40.0
Mikale Wilbon	1	15	7	0	0	0	22	22.0
Tyson Lindsey	1	0	14	0	0	0	14	14.0
Luke McNitt	1	0	11	0	0	0	11	11.0
Tanner Lee	1	-7	0	0	0	0	-7	-7.0
<b>Total</b>	<b>1</b>	<b>225</b>	<b>238</b>	<b>1</b>	<b>114</b>	<b>0</b>	<b>578</b>	<b>578.0</b>
<b>Opponents</b>	<b>1</b>	<b>82</b>	<b>415</b>	<b>63</b>	<b>62</b>	<b>0</b>	<b>622</b>	<b>622.0</b>

TOTAL OFFENSE	G	PLAYS	RUSH	PASS	TOTAL	AVG/G
Tanner Lee	1	33	-7	238	231	231.0
Tre Bryant	1	31	192	0	192	192.0
De'Mornay Pierson-El	1	2	23	0	23	23.0
Mikale Wilbon	1	2	15	0	15	15.0
Stanley Morgan Jr.	1	1	2	0	2	2.0
<b>Total</b>	<b>1</b>	<b>70</b>	<b>225</b>	<b>238</b>	<b>463</b>	<b>463.0</b>
<b>Opponents</b>	<b>1</b>	<b>89</b>	<b>82</b>	<b>415</b>	<b>497</b>	<b>497.0</b>





## Defensive Statistics

		-----TACKLES-----			-SACKS-		---PASS DEF---		---FUMBLES---		BLKD		
NAME	GP-GS	SOLO	AST	TOTAL	TFL-YDS	NO-YARDS	INT-YDS	BRUP	QBH	RCV-YDS	FF	KICK	SAF
12 Luke Gifford	1-1	4	5	9	.	.	.	.	.	.	.	.	.
6 Eric Lee Jr.	1-1	5	2	7	1-1	.	.	.	.	.	.	.	.
5 Dedrick Young II	1-1	5	2	7	1-5	1.0-5	.	.	.	.	.	.	.
46 Joshua Kalu	1-1	4	2	6	.	.	1-0	1	.	.	.	.	.
24 Aaron Williams	1-1	3	3	6	.	.	.	1	.	.	.	.	.
3 Marcus Newby	1-1	3	3	6	.	.	.	.	.	.	.	.	.
21 Lamar Jackson	1-1	5	.	5	.	.	.	1	.	.	.	.	.
49 Chris Weber	1-1	2	3	5	.	.	.	.	.	.	.	.	.
7 Mohamed Barry	1-0	1	3	4	.	.	.	.	.	.	.	.	.
25 Antonio Reed	1-0	2	1	3	.	.	.	.	.	.	.	.	.
97 Deontre Thomas	1-0	.	3	3	.	.	.	.	.	.	.	.	.
91 Freedom Akinmoladun	1-1	1	1	2	.	.	.	1	1	.	.	.	.
96 Carlos Davis	1-1	2	.	2	.	.	.	.	2	.	.	.	.
23 Dicaprio Bootle	1-0	2	.	2	.	.	.	.	.	.	.	.	.
44 Mick Stoltenberg	1-1	.	2	2	.	.	.	.	1	.	.	.	.
41 Luke McNitt	1-0	2	.	2	.	.	.	.	.	.	.	.	.
22 Alex Davis	1-0	1	.	1	.	.	.	.	.	.	.	.	.
43 Tyrin Ferguson	1-0	.	.	.	.	.	1-0	.	.	.	.	.	.
TM TEAM	1-0	.	.	.	.	.	.	.	.	.	.	.	1
94 Khalil Davis	1-0	.	.	.	.	.	.	.	1	.	.	.	.
Total	1-0	42	30	72	2-6	1-5	2-0	4	5	.	.	.	1
Opponents	1-0	38	33	71	5-12	1-7	.	5	2	.	1	.	1

SPECIAL TEAMS TACKLES	UA-A/TOT	ASU	ORE	NIU	RUT	ILL	WIS	OSU	PUR	NW	MINN	PSU	IOWA	BIG	BOWL
Luke McNitt	2-0/1	2-0	.	.	.	.	.	.	.	.	.	.	.	.	.



# Individual Game By Game

RUSHING	NO-YDS/TD	ASU	ORE	NIU	RUT	ILL	WIS	OSU	PUR	NW	MINN	PSU	IOWA	BIG	BOWL
Tre Bryant RB	31-192/1	31-192/1													
DeMornay Pierson-EI WR	2-23/0	2-23/0													
Mikale Wilbon RB	2-15/1	2-15/1													
Stanley Morgan WR	1-2/0	1-2/0													
Luke McNitt FB	1-0/0	1-0/0													
Tanner Lee QB	1--7/0	1--7/0													

RECEIVING	NO-YDS/TD	ASU	ORE	NIU	RUT	ILL	WIS	OSU	PUR	NW	MINN	PSU	IOWA	BIG	BOWL
Stanley Morgan WR	5-102/1	5-102/1													
JD Spielman WR	2-44/0	2-44/0													
Tyler Hoppes TE	3-40/0	3-40/0													
D. Pierson-EI WR	2-20/1	2-20/1													
Tyjon Lindsey WR	3-14/0	3-14/0													
Luke McNitt FB	1-11/0	1-11/0													
Mikale Wilbon RB	3-7/0	3-7/0													

PASSING										
Tanner Lee	Att	Comp	Int	Pct	Yards	TD	Long	Sack	Yds	Effic
Arkansas State	32	19	0	59.4	238	2	44	1	7	142.5
TOTALS	32	19	0	59.4	238	2	44	1	7	142.5

PUNT RETURNS	NO-YDS	ASU	ORE	NIU	RUT	ILL	WIS	OSU	PUR	NW	MINN	PSU	IOWA	BIG	BOWL
Stanley Morgan	1-1	1-1													

KICK RETURNS	NO-YDS	ASU	ORE	NIU	RUT	ILL	WIS	OSU	PUR	NW	MINN	PSU	IOWA	BIG	BOWL
JD Spielman	1-99	1-99													
Stanley Morgan	1-15	1-15													

## Defense Game By Game

TOTAL TACKLES	UA-A	TOT	ASU	ORE	NIU	RUT	ILL	WIS	OSU	PUR	NW	MINN	PSU	IOWA	B1G	BOWL
Luke Gifford LB	4-5	9	4-5													
Dedrick Young LB	5-2	7	5-2													
Eric Lee Jr. DB	5-2	7	5-2													
Joshua Kalu DB	4-2	6	4-2													
Aaron Williams DB	3-3	6	3-3													
Marcus Newby LB	3-3	6	3-3													
Chris Weber LB	2-3	5	2-3													
Lamar Jackson DB	5-0	5	5-0													
Mohamed Barry LB	1-3	4	1-3													
Deontre Thomas DL	0-3	3	0-3													
Antonio Reed DB	2-1	3	2-1													
Dicaprio Bootle DB	2-0	2	2-0													
Luke McNitt FB	2-0	2	2-0													
Carlos Davis DL	2-0	2	2-0													
Mick Stoltenberg DL	0-2	2	0-2													
Freedom Akinmoladun DL	1-1	2	1-1													
Alex Davis LB	1-0	1	1-0													



## Defense Game By Game

TACKLES FOR LOSS	UA-A	TOT	ASU	ORE	NIU	RUT	ILL	WIS	OSU	PUR	NW	MINN	PSU	IOWA	B1G	BOWL
Eric Lee Jr. DB	1-0	1.0	1.0-1													
Dedrick Young LB	1-0	1.0	1.0-5													

SACKS	UA-A	TOT	ASU	ORE	NIU	RUT	ILL	WIS	OSU	PUR	NW	MINN	PSU	IOWA	B1G	BOWL
Dedrick Young LB	1-0	1.0	1.0-5													

INT RETURNS	NO-YDS	ASU	ORE	NIU	RUT	ILL	WIS	OSU	PUR	NW	MINN	PSU	IOWA	B1G	BOWL
Tyrin Ferguson	1-0	1-0													
Joshua Kalu	1-0	1-0													

FUMBLES RECOVERED	NO	ASU	ORE	NIU	RUT	ILL	WIS	OSU	PUR	NW	MINN	PSU	IOWA	B1G	BOWL
None															

FORCED FUMBLES	NO	ASU	ORE	NIU	RUT	ILL	WIS	OSU	PUR	NW	MINN	PSU	IOWA	B1G	BOWL
None															

FUMBLE RETURNS	NO-YDS	ASU	ORE	NIU	RUT	ILL	WIS	OSU	PUR	NW	MINN	PSU	IOWA	B1G	BOWL
None															



## Nebraska Team Game By Game

DATE	OPPONENT	---RUSHING---				--RECEIVING--				-----PASSING-----				--KICK RET--				--PUNT RET--				TOTAL OFF.
		NO.	YDS	TD	LG	NO.	YDS	TD	LG	CMP-ATT-INT	YDS	TD	LG	NO	YDS	TD	LG	NO	YDS	TD	LG	
Sept. 2, 2017	Arkansas State	38	225	2	35	19	238	2	44	19-32-0	238	2	44	2	114	1	99	1	1	0	1	463
	Totals	38	225	2	35	19	238	2	44	19-32-0	238	2	44	2	114	1	99	1	1	0	1	463
	Opponent	21	82	0	14	46	415	3	38	46-68-2	415	3	38	3	62	0	25	1	63	1	63	497

DATE	OPPONENT	-----TACKLES-----				--SACKS--		--FUMBLE--		INT-YDS	QBH	PASS BRK	BLKD KICK	--KICKS-----XPTS--				SAF	PTS
		SOLO	AST	TOTAL	TFL-YDS	NO.	YDS	FF	FR-YDS					ATT-MAD	RUN	RCV			
Sept. 2, 2017	Arkansas State	42	30	72	2.0-6	1.0-5	0	0-0	0	2-0	5	4	0	5-5	0	0		1	43
	Totals	42	30	72	2.0-6	1.0-5	0	0-0	0	2-0	5	4	0	5-5	0	0		1	43
	Opponent	38	33	71	4.5-12	1.0-7	1	0-0	0	0-0	2	5	0	4-4	0	0		1	36

DATE	OPPONENT	-----PUNTING-----								--FIELD GOALS--			-----KICKOFFS-----					
		NO	YDS	AVG	LONG	BLKD	TB	FC	50+	I20	ATT-MADE	LG	BLKD	NO	YDS	AVG	TB	OB
Sept. 2, 2017	Arkansas State	5	212	42.4	54	0	0	1	2	3	2-2	41	0	9	566	62.9	5	1
	Totals	5	212	42.4	54	0	0	1	2	3	2-2	41	0	9	566	62.9	5	1
	Opponent	5	198	39.6	55	0	0	1	1	2	2-2	39	0	6	322	53.7	1	1

## Opponent Team Game By Game

DATE	OPPONENT	---RUSHING---				--RECEIVING--				-----PASSING-----				--KICK RET--				--PUNT RET--				TOTAL OFF.
		NO.	YDS	TD	LG	NO.	YDS	TD	LG	CMP-ATT-INT	YDS	TD	LG	NO	YDS	TD	LG	NO	YDS	TD	LG	
Sept. 2, 2017	Arkansas State	21	82	0	14	46	415	3	38	46-68-2	415	3	38	3	62	0	25	1	63	1	63	497
	Opponent totals	21	82	0	14	46	415	3	38	46-68-2	415	3	38	3	62	0	25	1	63	1	63	497
	Nebraska	38	225	2	35	19	238	2	44	19-32-0	238	2	44	2	114	1	99	1	1	0	1	463

DATE	OPPONENT	-----TACKLES-----				--SACKS--		--FUMBLE--		INT-YDS	QBH	PASS BRK	BLKD KICK	--KICKS-----XPTS--				SAF	PT
		SOLO	AST	TOTAL	TFL-YDS	NO.	YDS	FF	FR-YDS					ATT-MAD	RUN	RCV			
Sept. 2, 2017	Arkansas State	38	33	71	4.5-12	1.0-7	1	0-0	0	0-0	2	5	0	4-4	0	0		1	36
	Opponent totals	38	33	71	4.5-12	1.0-7	1	0-0	0	0-0	2	5	0	4-4	0	0		1	36
	Nebraska	42	30	72	2.0-6	1.0-5	0	0-0	0	2-0	5	4	0	5-5	0	0		1	43

DATE	OPPONENT	-----PUNTING-----								--FIELD GOALS--			-----KICKOFFS-----					
		NO	YDS	AVG	LONG	BLKD	TB	FC	50+	I20	ATT-MADE	LG	BLKD	NO	YDS	AVG	TB	OB
Sept. 2, 2017	Arkansas State	5	198	39.6	55	0	0	1	1	2	2-2	39	0	6	322	53.7	1	1
	Opponent totals	5	198	39.6	55	0	0	1	1	2	2-2	39	0	6	322	53.7	1	1
	Nebraska	5	212	42.4	54	0	0	1	2	3	2-2	41	0	9	566	62.9	5	1

## Team Comparison

OPPONENT	SCORE	1ST DNS (RUN/PASS/PEN.)	RUSHING	PASSING	PASS YDS	TOTAL OFFENSE	RET YDS	T/O
ARKANSAS STATE	43-36	25/32 (10/5; 14/25; 1/2)	38-225/21-82	19-32-0/46-68-2	238/415	70-463/89-497	115/125	0/2
<b>Totals</b>	<b>43-36</b>	<b>25/32 (10/5; 14/25; 1/2)</b>	<b>38-225/21-82</b>	<b>19-32-0/46-68-2</b>	<b>238/415</b>	<b>70-463/89-497</b>	<b>115/125</b>	<b>0/2</b>

Note: Game totals are displayed in the format TEAM/OPPONENT for each category

OPPONENT	3RD DOWN	4TH DOWN	TIME POSS	MARGIN	YDS/RUSH	YDS/PASS	YDS/PLAY	PUNTING	PENALTIES
ARKANSAS STATE	7-14/7-13	0-0/0-0	32:18/27:42	4:36	5.9/3.9	7.4/6.1	6.6/5.6	5-42.4/5-39.6	8-75/9-63
<b>Totals</b>	<b>7-14/7-13</b>	<b>0-0/0-0</b>	<b>32:18/27:42</b>	<b>4:36</b>	<b>5.9/3.9</b>	<b>7.4/6.1</b>	<b>6.6/5.6</b>	<b>5-42.4/5-39.6</b>	<b>75/63</b>

Note: Game totals are displayed in the format TEAM/OPPONENT for each category

## Nebraska Red Zone Chart

### NEBRASKA INSIDE OPPONENT RED-ZONE

DATE	OPPONENT	SCORE	TIMES IN RZ	TIMES SCORED	PTS	TOTAL TDS	RUSH TDS	PASS TDS	FGS MADE	----- FAILED TO SCORE INSIDE RZ -----						GAME
Sept. 2	Arkansas State	W, 43-36	4	4	24	3	2	1	1	FGA	DOWN	INT	FUMB	HALF		0
<b>Totals</b>			<b>4</b>	<b>4</b>	<b>24</b>	<b>3</b>	<b>2</b>	<b>1</b>	<b>1</b>	<b>0</b>	<b>0</b>	<b>0</b>	<b>0</b>	<b>0</b>		<b>0</b>
4 of 4 (100.0%)																

### OPPONENT INSIDE NEBRASKA RED-ZONE

DATE	OPPONENT	SCORE	TIMES IN RZ	TIMES SCORED	PTS	TOTAL TDS	RUSH TDS	PASS TDS	FGS MADE	----- FAILED TO SCORE INSIDE RZ -----						GAME
Sept. 2	Arkansas State	W, 43-36	5	3	17	2	0	2	1	FGA	DOWN	INT	FUMB	HALF		0
<b>Totals</b>			<b>5</b>	<b>3</b>	<b>17</b>	<b>2</b>	<b>0</b>	<b>2</b>	<b>1</b>	<b>0</b>	<b>0</b>	<b>1</b>	<b>0</b>	<b>1</b>		<b>0</b>
3 of 5 (60.0%)																

## LONG SEASON PLAYS (20 OR MORE YARDS)

	Husker Long Plays				Opponent Long Plays			
	Rush	Pass	Ret.	Total	Rush	Pass	Ret.	Total
Arkansas State	2	3	1	6	0	2	3	5
<b>Totals</b>	<b>2</b>	<b>3</b>	<b>1</b>	<b>6</b>	<b>0</b>	<b>2</b>	<b>3</b>	<b>5</b>

## OPPONENT LONG PLAYS (5; 0 RUNS; 2 PASSES; 3 RETURNS)

Yards	Opponent	Play	Result
63	Arkansas State	PR (Taylor)	Touchdown
38	Arkansas State	Pass (Hansen-Mason)	1st-10
29	Arkansas State	Pass (Hansen-Murray)	Touchdown
25	Arkansas State	KOR (Mason)	1st-10
22	Arkansas State	KOR (Mason)	1st-10

## DRIVE SUPERLATIVES

	Nebraska	Opponent
Most Yards (Result)	91 vs. Arkansas State (TD)	87 vs. Arkansas State (TD)
Most Plays (Result)	9 vs. Arkansas State (FG)	12 vs. Arkansas State (TD)
Most Time (Result)	4:29 vs. Arkansas State (Punt)	3:31 vs. Arkansas State (TD)

## NEBRASKA LONG PLAYS (6; 2 RUNS; 3 PASSES; 1 RETURNS)

Yards	Opponent	Play	Result
99	Arkansas State	KOR (Spielman)	Touchdown
44	Arkansas State	Pass (Lee-Morgan)	Touchdown
35	Arkansas State	Pass (Lee-Spielman)	1st-10
35	Arkansas State	Run (Bryant)	1st-10
26	Arkansas State	Pass (Lee-Morgan)	1st-10
24	Arkansas State	Run (Bryant)	1st-10

## GAME-OPENING DRIVES

Opponent	[----- Nebraska -----]			[----- Opponent -----]		
	Pts.	1st Dwn	Yds	Pts.	1st Dwn	Yds
Arkansas State	3	2	33	0	0	-9
Oregon						
Northern Illinois						
Rutgers						
Illinois						
Wisconsin						
Ohio State						
Purdue						
Northwestern						
Minnesota						
Penn State						
Iowa						
B1G						

## SECOND HALF OPENING DRIVES

Opponent	[----- Nebraska -----]			[----- Opponent -----]		
	Pts.	1st Dwn	Yds	Pts.	1st Dwn	Yds
Arkansas State	7	4	70	0	2	28
Oregon						
Northern Illinois						
Rutgers						
Illinois						
Wisconsin						
Ohio State						
Purdue						
Northwestern						
Minnesota						
Penn State						
Iowa						
B1G						

## OPPONENT SCORING DRIVES

Opponent	Plays	Yds	Time	Score	Qtr./Time	Play
Arkansas State	0	0	0:00	10-7	1st/5:07	Blaise 63-yd. punt return
Arkansas State	9	87	2:41	14-10	1st/2:12	Murray 29-yd. pass from Hansen
Arkansas State	0	0	0:00	16-24	2nd/7:00	Safety
Arkansas State	10	61	3:08	23-24	2nd/3:45	Mack 3-yd. pass from Hansen
Arkansas State	8	43	1:02	26-27	2nd/0:00	Williams 39-yd. FG
Arkansas State	10	61	2:53	29-41	4th/9:27	Williams 31-yd. FG
Arkansas State	12	63	3:21	36-43	4th/ 0:47	Edwards 33-yd. pass from Hansen

## NEBRASKA POINTS OFF TURNOVERS

Game	TOs Gained	TDs	FG-FGA	Pts.	(NU Fumbles/Lost, INT)
Arkansas State	2 (2/0 F/L, 2 INT)	1	0-0	7	0 (1/0 F/L, 0 INT)

**STARTING FIELD POSITION\***

Totals	28.3 (340/12/2/1)	23.4 (328/14/4/0)	+ 4.9
--------	-------------------	-------------------	-------

\*does not include drives with time of 0:00 (ie. defensive and special teams touchdowns, end of half turnovers, overtime, etc.)

## Opp. Pen.-Yds

GAME 2 AT OREGON • SEPT. 9, 2017



# Individual Career/Season Superlatives

## SEASON AND CAREER, MOST PASSING YARDS

Player	2017	Career
Tanner Lee	238 vs. Arkansas State	Same
Patrick O'Brien	None	Same
Zack Darlington	None	14 vs. Tennessee, 2016
De'Mornay Pierson-El	None	16 at Northwestern, 2014

\*-Indicates touchdown pass

## SEASON AND CAREER, MOST RECEIVING YARDS

Player	2017	Career
Tre Bryant		35 vs. Minnesota, 2016
Tyler Hoppes	40 vs. Arkansas State	Same
Tyson Lindsey	14 vs. Arkansas State	Same
Luke McNitt	11 vs. Arkansas State	Same
Stanley Morgan Jr.	102 vs. Arkansas State	Same
Devine Ozigbo		42 at Purdue, 2015
Gabe Rahn		35 vs. Wyoming, 2016
Bryan Reimers		22 vs. Oregon, 2016
De'Mornay Pierson-El	20 vs. Arkansas State	134 vs. USC, 2014
JD Spielman	44 vs. Arkansas State	Same
Mikale Wilbon	7 vs. Arkansas State	28 vs. BYU, 2015

\*-Indicates touchdown scored

## SEASON AND CAREER, LONGEST PASS

2017	Career
44* vs. Arkansas State (Morgan)	Same
None	Same
None	12 vs. Tennessee (Reilly)
None	16* at Northwestern (Armstrong)

## SEASON AND CAREER, LONGEST CATCH

2017	Career
	35* vs. Minnesota (Armstrong)
19 vs. Arkansas State (Lee)	Same
8 vs. Arkansas State (Lee)	Same
11 vs. Arkansas State (Lee)	Same
44* vs. Arkansas State (Lee)	72* at Indiana, 2016 (Armstrong)
	39 vs. Wyoming, 2016 (Armstrong)
	35* vs. Wyoming, 2016 (Fyfe)
	22* vs. Oregon, 2016 (Armstrong)
12 vs. Arkansas State (Lee)	46 at Northwestern, 2014 (Armstrong)
35 vs. Arkansas State (Lee)	Same
6 vs. Arkansas State (Lee)	14 vs. BYU, 2015 (Armstrong)

## SEASON AND CAREER, MOST RUSHING YARDS

Player	2017	Career
Tre Bryant	192 vs. Arkansas State	Same
Tanner Lee	-7 vs. Arkansas State	Same
Caleb Lightbourn		4 vs. Wyoming, 2016
Stanley Morgan Jr.	2 vs. Arkansas State	Same
Luke McNitt	0 vs. Arkansas State	4 at Iowa, 2016
Devine Ozigbo		103 vs. Fresno State, 2016
De'Mornay Pierson-El	23 vs. Arkansas State	Same
Mikale Wilbon	15 vs. Arkansas State	55 at Northwestern, 2016

\*Indicates touchdown scored

## SEASON AND CAREER, LONGEST RUN

2017	Career
35 vs. Arkansas State	Same
-7 vs. Arkansas State	Same
	4 vs. Wyoming, 2016
2 vs. Arkansas State	Same
0 vs. Arkansas State	2 at Iowa, 2016
	31 at Illinois, 2015
12 vs. Arkansas State	Same
8 vs. Arkansas State	32 at Northwestern, 2016

## SEASON AND CAREER, MOST TACKLES, TFLS AND SACKS

Player	Tackles (2017)	Career	TFL (2017)	Career	Sacks (2017)	Career
Freedom Akinmoladun	2 vs. Arkansas State	6 at Miami, 2015		2 3x, last vs. Maryland, 2016		2.0 vs. So. Miss, 2015; vs. Maryland, 2016
Avery Anderson		1 at Ohio State		Same		Same
Mohamed Barry	4 vs. Arkansas State	Same		Same		Same
Dicaprio Bootle	2 vs. Arkansas State			Same		Same
Alex Davis	1 vs. Arkansas State	1 vs. Fresno St.; at Ohio St., 2016; ASU, 2017		Same		Same
Carlos Davis	2 vs. Arkansas State	6 at Iowa, 2016		1.0 vs. Purdue, 2016; at Wisconsin, 2016		1.0 vs. Purdue, 2016; at Wisconsin, 2016
Khalil Davis		2 vs. Wyoming, 2016		2 vs. Wyoming, 2016		Same
Jolo Domann		1 4x, last at Wisconsin, 2016		Same		Same
Tyrin Ferguson		1 3x, last at Minnesota, 2015		Same		Same
Luke Gifford	9 vs. Arkansas State	9 vs. Arkansas State, 2017		1 vs. S. Alabama, 2015		Same
Lamar Jackson	5 vs. Arkansas State	6 vs. Fresno State		2 vs. Fresno State, 2016		1 vs. Fresno State, 2016
Chris Jones		6 vs. Oregon, 2016		2 at Northwestern, 2016		1.0 vs. Southern Miss, 2015; at NW, 2016
Boaz Joseph		2 at Wisconsin, 2016; at Ohio State, 2016		Same		Same
Joshua Kalu	6 vs. Arkansas State	9 3x, last at OSU, 2016		2 vs. BYU, 2015		1.0 vs. So. Miss, 2015; Fresno St., 2016
Sedrick King		1 vs. Fresno State; vs. Wyoming		Same		Same
Eric Lee Jr.	7 vs. Arkansas State	Same	1 vs. Arkansas State	1 at Ohio State, 2016; ASU, 2017		1 at Ohio State, 2016
Luke McNitt	2 vs. Arkansas State	2 vs. Fresno State, 2016 vs. Arkansas St, 2017		Same		Same
A.J. Natter		1 4x, last vs. Maryland		Same		Same
DaiShon Neal		1 at Northwestern; at Ohio State		Same		Same
Marcus Newby	6 vs. Arkansas State	8 vs. Michigan State, 2015		1 9x, last vs. Maryland, 2016		1 4x, last vs. Maryland, 2016
Antonio Reed	3 vs. Arkansas State	3 at Northwestern; at Iowa		Same		Same
Mick Stoltzenberg	2 vs. Arkansas State	6 at Wisconsin, 2016		2 at Northwestern		1.0 vs. S. Alabama, 2015; at Wis., 2016
Deontre Thomas	3 vs. Arkansas State	Same		Same		Same
Aaron Williams	6 vs. Arkansas State	11 vs. Minnesota, 2016		1 7x, last vs. Maryland, 2016		1.0 at Indiana, 2016; vs. Maryland, 2016
Kieron Williams		10 at Indiana, 2016		1 4x, last vs. Purdue, 2016		Same
Chris Weber	5 vs. Arkansas State	17 at Illinois, 2015		3 at Illinois, 2015		Same
Dedrick Young	7 vs. Arkansas State	11 at Illinois, 2015; vs. Purdue, 2016	1 vs. Arkansas State	2 at Illinois, 2015; at Indiana, 2016	1 vs. Arkansas State, 2017	1.0 at Indiana, 2016; ASU, 2017

# Nebraska Statistical Highs and Lows

NEBRASKA TOTALS	HIGHS	LOWS
Points Scored	43 vs. Arkansas State	
First Downs	25 vs. Arkansas State	
Rushing Attempts	38 vs. Arkansas State	
Rushing Yards	225 vs. Arkansas State	
Passes Attempted	32 vs. Arkansas State	
Passes Completed	19 vs. Arkansas State	
Had Intercepted	0 vs. Arkansas State	
Passing Yards	238 vs. Arkansas State	
Total Plays	70 vs. Arkansas State	
Total Yards	463 vs. Arkansas State	
Possession Time	32:18 vs. Arkansas State	
Fumbles	1 vs. Arkansas State	
Fumbles Lost	0 vs. Arkansas State	
Turnovers	0 vs. Arkansas State	
Turnover Margin	+2 vs. Arkansas State	
Penalties	8 vs. Arkansas State	
Yards Penalized	75 vs. Arkansas State	
Sacks By-Yards Lost	1-5 vs. Arkansas State	
Team Tackles for Loss-Yards	2-6 vs. Arkansas State	

OPPONENT TOTALS	HIGHS	LOWS
Points Scored	36 vs. Arkansas State	
First Downs	32 vs. Arkansas State	
Rushing Attempts	21 vs. Arkansas State	
Rushing Yards	82 vs. Arkansas State	
Passes Attempted	68 vs. Arkansas State	
Passes Completed	46 vs. Arkansas State	
Had Intercepted	2 vs. Arkansas State	
Passing Yards	415 vs. Arkansas State	
Total Plays	89 vs. Arkansas State	
Total Yards	497 vs. Arkansas State	
Possession Time	27:42 vs. Arkansas State	
Fumbles	2 vs. Arkansas State	
Fumbles Lost	0 vs. Arkansas State	
Turnovers	2 vs. Arkansas State	
Turnover Margin	-2 vs. Arkansas State	
Penalties	9 vs. Arkansas State	
Yards Penalized	63 vs. Arkansas State	
Sacks By-Yards Lost	1-7 vs. Arkansas State	
Team Tackles for Loss-Yards	4.5-12 vs. Arkansas State	

## NEBRASKA INDIVIDUAL HIGHS

Most Rushing Attempts.....	31; Tre Bryant vs. Arkansas State
Most Net Rushing Yards.....	192; Tre Bryant vs. Arkansas State
Most Rushing TDs.....	1; Tre Bryant vs. Arkansas State; Mikale Wilbon vs Arkansas State
Longest TD Run.....	7; Mikale Wilbon vs Arkansas State
Longest Run, No TD.....	35; Tre Bryant vs. Arkansas State
Most Pass Attempts.....	32; Tanner Lee vs. Arkansas State
Most Completed Passes.....	19; Tanner Lee vs. Arkansas State
Most Passing Yards.....	238; Tanner Lee vs. Arkansas State
Most Passing TDs.....	2; Tanner Lee vs. Arkansas State
Longest TD Pass.....	44; Tanner Lee to Stanley Morgan vs. Arkansas State
Longest Pass, No TD.....	35; Tanner Lee to JD Spielman vs. Arkansas State
Most Pass Receptions.....	5; Stanley Morgan vs. Arkansas State
Most Receiving Yards.....	102; Stanley Morgan vs. Arkansas State
Most TD Receptions.....	1; Stanley Morgan vs. Arkansas State; De'Mornay Pierson-El vs. Arkansas State
Most Total Offense Attempts.....	33; Tanner Lee vs. Arkansas State (1 rush, 32 passes)
Most Total Offense Yards.....	238; Tanner Lee vs. Arkansas State (-7 rush, 231 pass)
Most All-Purpose Attempts.....	31; Tre Bryant vs. Arkansas State (31 rushes)
Most All-Purpose Yards.....	192; Tre Bryant vs. Arkansas State
Most Touchdowns Scored.....	1; Four players
Most Field Goals Attempted.....	2; Drew Brown vs. Arkansas State
Most Field Goals Made.....	2; Drew Brown vs. Arkansas State
Longest Field Goal Made.....	41; Drew Brown vs. Arkansas State
Longest Field Goal Attempted.....	41; Drew Brown vs. Arkansas State
Most Interceptions.....	1; Joshua Kalu vs. Arkansas State; Tyrin Ferguson vs. Arkansas State
Longest Interception TD Return.....	None
Longest Interception Return, No TD.....	0; Joshua Kalu, Tyrin Ferguson vs. Arkansas State
Longest Fumble TD Return.....	None
Longest Fumble Return, No TD.....	None
Longest Punt Return, TD.....	None
Longest Punt Return, No TD.....	1; Stanley Morgan Jr. vs. Arkansas State
Most Punt Return Yardage.....	1; Stanley Morgan Jr. vs. Arkansas State
Longest Kickoff Return, TD.....	99; JD Spielman vs. Arkansas State
Longest Kickoff Return, No TD.....	15; Stanley Morgan Jr. vs. Arkansas State
Longest Blocked Punt, TD.....	None
Longest Blocked Field Goal Return.....	None
Most Kickoff Return Yardage.....	99; JD Spielman vs. Arkansas State
Most Punts.....	5; Caleb Lightbourn vs. Arkansas State (42.4 avg)
Highest Punting Average.....	42.4; Caleb Lightbourn vs. Arkansas State (5 punts)
Longest Punt.....	54; Caleb Lightbourn vs. Arkansas State

# Nebraska Statistical Highs and Lows

## NEBRASKA INDIVIDUAL HIGHS....(CONTINUED)

Most Total Tackles.....	9; Luke Gifford vs. Arkansas State (4 solo, 5 asst.)
Most Solo Tackles.....	5; Dedrick Young II & Eric Lee vs. Arkansas State
Most Tackles for Loss .....	1; Dedrick Young II (5 yards) & Eric Lee (1 yard) vs. Arkansas State
Most Yards Lost.....	5; Dedrick Young II vs. Arkansas State (1 TFL)
Most Quarterback Sacks.....	1; Dedrick Young II vs. Arkansas State (5 yards)
Most Yards Lost.....	5; Dedrick Young II vs. Arkansas State (1.0 sack)
Most Pass Breakups .....	1; Joshua Kalu, Aaron Williams, Lamar Jackson, Freedom Akinmoladu vs. Arkansas State
Most Blocked Field Goals .....	None
Most Blocked Punts.....	None
Most Blocked PAT .....	None

## OPPONENT INDIVIDUAL HIGHS

Most Yards Rushing .....	68; Warren Ward (Arkansas State)
Most Rushing Attempts.....	12; Warren Ward (Arkansas State)
Most Yards Passing.....	415; Justice Hansen (Arkansas State)
Most Passing Attempts.....	68; Justice Hansen (Arkansas State)
Most Pass Completions .....	46; Justice Hansen (Arkansas State)
Most Pass Receptions.....	9; Chris Murray (Arkansas State)
Most Yards Receiving.....	100; Kendrick Edwards (Arkansas State)

## OPPONENT INDIVIDUAL LONGEST PLAYS

Rush.....	14; Warren Ward (Arkansas State)
Pass.....	38; Justice Hansen to Kendrick Edwards (Arkansas State)
Field Goal.....	39; Sawyer Williams (Arkansas State)
Punt Return .....	63; Blaise Taylor (Arkansas State)
Kickoff Return.....	25; Chauncey Mason (Arkansas State)
Fumble Return.....	None
Interception Return.....	None
Punt.....	55; Grace Cody (Arkansas State)

# Nebraska Starting Lineups

## HUSKER OFFENSIVE STARTERS GAME-BY-GAME

Opponent	WR	WR	TE	RT	RG	C	LG	LT	QB	IB	FB	PK
Arkansas State	Morgan Jr.	Pierson	Hoppes	Knevel	Farmer	Conrad	Foster	Gates	Lee	Bryant	Ketter <sup>A</sup>	Brown
Oregon												
Northern Illinois												
Rutgers												
Illinois												
Wisconsin												
Ohio State												
Purdue												
Northwestern												
Minnesota												
Penn State												
Iowa												
B1G												

#-opened in three wide receiver formation; %-NU opened in a four-receiver set (three receivers and a tight end); ^-NU opened in two tight end set; \$-NU opened in four receiver set (no tight end); &-NU opened in three tight end set.

## HUSKER DEFENSIVE STARTERS GAME-BY-GAME

Opponent	DE	NT	DE	OLB	LB	LB	OLB	CB	S	S	CB	P
Arkansas State	Akinmoladun	Stoltenberg	C. Davis	Newby	Weber	Young II	Gifford	Lee Jr.	Kalu	A. Williams	Jackson	Lightbourn
Oregon												
Northern Illinois												
Rutgers												
Illinois												
Wisconsin												
Ohio State												
Purdue												
Northwestern												
Minnesota												
Penn State												
Iowa												
B1G												

\*- NU opened with nickel package # - NU opened with dime packages; %-NU opened with five defensive linemen; @-NU opened with three safeties; !-NU opened with 3 defensive ends

# Overall Participation

## PLAYER (GAMES):

Freedom Akinmoladun (1/1); Avery Anderson (1/-); Mohamed Barry (1/-); Dicaprio Bootle (1/-); Drew Brown (1/-); Tre Bryant (1/1); Tony Butler (1/-); Thomas Connely (1/-); Cole Conrad (1/1); Zack Darlington (1/-); Alex Davis (1/-); Carlos Davis (1/1); Khalil Davis (1/-); Marquel Dismuke (1/-); Tanner Farmer (1/1); Matt Farniok (1/-); Tyrin Ferguson (1/-); Jerald Foster(1/1); Nick Gates (1/1); Luke Gifford (1/1); Tyler Hoppes (1/1); Lamar Jackson (1/1); Joshua Kalu (1/1); Connor Ketter (1/1); David Knevel (1/1); Eric Lee Jr. (1/1); Tanner Lee (1/1); Caleb Lightbourn (1/-); Tyjon Lindsey (1/-); Luke McNitt (1/-); Collin Miller (1/-); Stanley Morgan (1/1); DaiShon Neal (1/-); Marcus Newby (1/1); Peyton Newell (1/-); Jordan Ober (1/-); Devine Ozigbo (1/-); De' Mornay Pierson-El (1/1); Gabe Rahn (1/-); Antonio Reed (1/-); Bryan Reimers (1/-); Matt Snyder (1/-); JD Spielman (1/-); Jack Stoll (1/-); Mick Stoltenberg (1/1); Jeremiah Stovall (1/-); Deontre Thomas (1/-); Chris Weber (1/1); Jacob Weinmaster (1/-); Mikale Wilbon (1/-); Aaron Williams (1/1); Kieron Williams (1/-); Boe Wilson (1/-); Dedrick Young II (1/1)

# Game 1 | Nebraska 43, Arkansas St. 36

SCORE BY QUARTERS	1	2	3	4	FINAL
Arkansas State	14	12	0	10	36
Nebraska	17	10	7	9	43

**Lincoln (Sept. 2)** --- Sophomore I-back Tre Bryant erupted for a career-high 192 yards on 31 carries to pace Nebraska to a 43-36 win over Arkansas State in the season opener for both teams.

Bryant had 114 of his yards in the second half, as Nebraska built a 14-point fourth quarter lead and weathered a frantic finish. Leading 43-29 after a Husker safety, ASU's Justice Hansen hit Kendrick Edwards on a three-yard touchdown pass with 47 seconds left to pull the Red Wolves within 43-36. Arkansas State then recovered an on-side kick to keep its upset hopes alive. The Red Wolves drove to the 11-yard line with 11 seconds remaining before the Blackshirts preserved the win. On first down, Lamar Jackson broke up a pass in the end zone intended for Justin McInnis, before Hansen threw too high to Edwards on the game's final play.



Hansen set the Arkansas State record and tied the Nebraska individual opponent passing record by completing 46 throws on a Nebraska opponent-record-tying 68 attempts. He finished with 415 passing yards and three touchdowns, but he also threw a pair of costly interceptions.

Husker quarterback Tanner Lee led a balanced NU attack, completing 19-of-32 passes for 238 yards and two touchdowns without committing a turnover, as Nebraska threw for 238 and rushed for 225. Stanley Morgan led the Huskers with five catches for 102 yards to set career bests in both categories. Freshman JD Spielman accounted for 143 all-purpose yards, highlighted by a 99-yard kickoff return in the first quarter. Six Huskers had multiple catches on the evening.

Leading 27-26 at the half, Bryant took over for the Huskers in the third quarter. His one-yard touchdown run with 11:14 left in the third quarter pushed Nebraska's lead to 34-26, before the Blackshirts slowed down the Red Wolves by allowing just 43 yards in the third quarter. The Huskers extended their lead to 41-26 early in the fourth quarter on an eight-yard pass from Lee to senior De'Mornay Pierson-El to cap a six-play, 53-yard drive with 12:25 left in the game.

## SCORING SUMMARY

QTR	TIME	TEAM	SCORE
1st	09:52	NEB	Brown 21 yd field goal
1st	05:07	ASU	Taylor 63 yd punt return (Williams kick)
1st	04:53	NEB	Spielman 99 yd kickoff return (Brown kick)
1st	02:12	ASU	Murray 29 yd pass from Hansen (Williams kick)
1st	00:32	NEB	Morgan 44 yd pass from Lee (Brown kick)
2nd	09:57	NEB	Wilbon 7 yd run (Brown kick)
2nd	07:00	ASU	TEAM safety
2nd	03:45	ASU	Mack 3 yd pass from Hansen (Williams kick)
2nd	01:02	NEB	Brown 41 yd field goal
2nd	00:00	ASU	Williams 39 yd field goal
3rd	11:14	NEB	Bryant 1 yd run (Brown kick)
4th	12:25	NEB	Pierson-El 8 yd pass from Lee (Brown kick)
4th	09:27	ASU	Williams 31 yd field goal
4th	05:52	NEB	TEAM safety
4th	00:47	ASU	Edwards 3 yd pass from Hansen (Williams kick)

## TEAM STATISTICS

	ASU	NEB
FIRST DOWNS	32	25
RUSHES-YARDS (NET)	21-82	38-225
PASSING YDS (NET)	415	238
Passes Att-Comp-Int	68-46-2	32-19-0
TOTAL OFFENSE PLAYS-YARDS	89-497	70-463
Fumble Returns-Yards	0-0	0-0
Punt Returns-Yards	1-63	1-1
Kickoff Returns-Yards	3-62	2-114
Interception Returns-Yards	0-0	2-0
Punts (Number-Avg)	5-39.6	5-42.4
Fumbles-Lost	2-0	1-0
Penalties-Yards	9-63	8-75
Possession Time	27:42	32:18
Third-Down Conversions	7 of 13	7 of 14
Fourth-Down Conversions	0 of 0	0 of 0
Red-Zone Scores-Chances	3-5	4-4
Sacks By: Number-Yards	1-7	1-5

**RUSHING: AS-** Wand Warren 12-69; Jamal Jones 4-14; Chris Murray 1-2; Justice Hansen 4--3; **Nebraska-**Tre Bryant 31-192; De'Mornay Pierson-El 2-23; Mikale Wilbon 2-15; Stanley Morgan Jr. 1-2; Luke McNitt 1-0; Tanner Lee 1--7

**PASSING: AS-** Justice Hansen 46-68-2-415-3. **Nebraska-**Tanner Lee 19-32-0-238-2

**RECEIVING: AS-** Chris Murray 9-90; Kendrick Edwards 8-100; Christian Booker 7-72; Omar Bayless 7-42; Blake Mack 5-50; Dijon Paschal 3-23; Justin McInnis 3-22; Warren Wand 2-15; Jamal Jones 2-1. **Nebraska-**Stanley Morgan Jr. 5-102; Tyler Hoppes 3-40; Tyjon Lindsey 3-14; Mikale Wilbon 3-7; JD Spielman 2-44; De'Mornay Pierson-El 2-20; Luke McNitt 1-11.

**INTERCEPTIONS: FS-** None. **Nebraska-**Joshua Kalu 1-0; Tyrin Ferguson 1-0

**FUMBLES: FS-** Justice Hansen 1-0; Blaise Taylor 1-0. **Nebraska-**Mikale Wilbon 1-0

**SACKS (Sacks-Yds): AS-** Caleb Caston 1-7. **Nebraska-** Dedrick Young II 1-5

**TACKLE LEADER (UA-A): AS-**Kyle Wilson 3-7. **Nebraska-**Luke Gifford 4-5