



### Gameday Information

Stadium.....Florida Citrus Bowl Stadium  
Capacity.....65,438

**TV** ..... **ESPN**  
Play-by-Play ..... Joe Tessitore  
Analyst ..... Rod Gilmore  
Sideline..... Quint Kessenich

**Local Radio** ..... **Gamecock Radio**  
Play-by-Play ..... Todd Ellis  
Analysis ..... Tommy Suggs  
Sideline..... Terry Cousin

#### SERIES CAPSULE

Series History ..... NEB leads 3-0  
In Columbia ..... NEB leads 1-0  
In Lincoln..... NEB leads 2-0  
Neutral Site ..... Never met  
First Meeting (1964 in Lincoln).....NEB 28, SC 6  
Last Meeting (1987 in Lincoln).....NEB 30, SC 21  
Last Meeting in Columbia (1986)... NEB 27, SC 24  
Current Streak ..... NEB has won 3 in a row  
Spurrier vs. Nebraska.....0-1

#### SOUTH CAROLINA QUICK FACTS

Location ..... Columbia, S.C.  
Founded..... 1801  
Enrollment..... 29,957  
Conference.....Southeastern (Eastern Division)  
Colors..... Garnet (PMS 202C) & Black  
Stadium..... Williams-Brice Stadium  
Capacity..... 80,250  
Surface..... Natural Grass

#### SOUTH CAROLINA COACHES

Head Coach..... Steve Spurrier  
Special Teams Coordinator/Spurs..... John Butler  
Running Game Coordinator/  
Offensive Line ..... Shawn Elliott  
Running Backs/Tight Ends ..... TBA  
Safeties ..... Jeep Hunter  
Assistant Head Coach/Assistant Coach—Defense/  
Linebackers..... Ellis Johnson  
Defensive Line..... Brad Lawing  
Quarterbacks ..... G.A. Mangus  
Passing Game Coordinator/Wide Receivers/  
Recruiting Coordinator ..... Steve Spurrier Jr.  
Defensive Coordinator/Cornerbacks Lorenzo Ward  
Director—Football Operations ..... Jamie Speronis  
Strength & Conditioning Coach... Craig Fitzgerald  
Head Football Athletic Trainer ..... Clint Haggard



#### A South Carolina win over Nebraska would...

- ◆ Give the Gamecocks a school record 11 wins in a season. The Gamecocks won 10 games in 1984 and nine games in both 2001 and 2010. The 2011 season is just the 11th season in school history with eight or more wins.
- ◆ Give the Gamecocks 20 wins over the past two seasons, extending their school record for wins in back-to-back years. With 19 wins (9 in 2010 and 10 in 2011), they have already surpassed the 2000 (8) and 2001 (9) combined total of 17 wins in back-to-back seasons.
- ◆ Give the Gamecocks their fifth bowl victory in 17 tries and snap a three-game bowl losing streak. The last bowl win came in the 2006 Liberty Bowl over Houston.

**SETTING THE STAGE:** The No. 10/9 South Carolina Gamecocks (10-2, 6-2 SEC) face the No. 21/20 Nebraska Cornhuskers (9-3, 5-3 Big Ten) in the Capital One Bowl in Orlando, Fla. on Monday, January 2. Kick-off is set for 1 p.m. ET.

**MEDIA COVERAGE:** The 2012 Capital One Bowl will be televised nationally on ESPN with Joe Tessitore providing the play-by-play, Rod Gilmore handling the color commentary and Quint Kessenich patrolling the sidelines. A trio of former Gamecock greats handle the radio call for the Gamecock Sports Network. Todd Ellis is the play-by-play voice with 2009 SEC Legend Tommy Suggs providing the color commentary, while former NFL standout Terry Cousin works the sidelines.

**A LITTLE HISTORY:** 2011 marks the 118th season of intercollegiate football at the University of South Carolina, dating back to 1892. It is the 105th-consecutive year in which South Carolina has competed on the gridiron. The University did not field a team in either 1893 or 1906. Carolina owns an all-time record of 553-543-44. The 2011 season marked South Carolina's 20th year in the Southeastern Conference. The Gamecocks earned their first SEC Eastern Division title in the 2010 season.

**MAKING HISTORY:** The Gamecocks won 10 games in the 2011 regular season, tying the school record for wins in a season. Only the 1984 squad previously accomplished the feat. The 2011 season marks only the fourth time that Carolina has won nine or more games in a season. They posted nine wins in both 2001 and again in 2010. The 2010-11 seasons are the first back-to-back nine-win campaigns in school history.

**IN THE NATIONAL SPOTLIGHT:** The Capital One Bowl game represents the ninth time in 13 games this season that football fans across the country can watch the Gamecocks live, including seven appearances on either ESPN or ESPN2. CBS carried two contests nationally. Six of Carolina's eight SEC games were televised nationally.

**CAROLINA VS. NEBRASKA:** This is the fourth time these two schools have met on the gridiron. The Cornhuskers have won each of the previous three encounters. Nebraska won by a 28-6 count in Lincoln on Oct. 10, 1964, posted a 27-24 win in Columbia on Oct. 4, 1986, then came away with a 30-21 victory in Lincoln on Oct. 3, 1987.

**GOING BOWLING:** The 2012 Capital One Bowl will mark Carolina's 17th bowl appearance overall. The Gamecocks are 4-12 all-time in bowl games. They dropped their first eight bowl games, won three straight and now have lost three in a row and four of the last five. Here's a look at the Gamecocks' bowl appearances:

Year	Bowl	Opponent	Result
1946	Gator	Wake Forest	L, 14-26
1969	Peach	West Virginia	L, 3-14
1975	Tangerine	Miami (Ohio)	L, 7-20
1979	Hall of Fame	Missouri	L, 14-24
1980	Gator	Pittsburgh	L, 9-37
1984	Gator	Oklahoma State	L, 14-21
1987	Gator	LSU	L, 13-30
1988	Liberty	Indiana	L, 10-34
1995	Carquest	West Virginia	W, 24-21
2001	Outback	Ohio State	W, 24-7
2002	Outback	Ohio State	W, 31-28
2005	Independence	Missouri	L, 31-38
2006	Liberty	Houston	W, 44-36
2009	Outback Bowl	Iowa	L, 10-31
2010	Papajohns.com	UConn	L, 7-20
2010	Chick-fil-A	Florida State	L, 17-26

**THE LAST TIME THEY MET:** The host Nebraska Cornhuskers, ranked second in the nation, scored 17 fourth quarter points to overcome an eight-point deficit in defeating Carolina by a 30-21 score in Lincoln on Oct. 3, 1987. Todd Ellis threw two touchdown passes in the game, including a 35-yard pass to Ryan Bethea in the second quarter, and an 80-yard strike to Sterling Sharpe in the third quarter. Bethea also scored on a 17-yard reverse midway through the third period, giving Carolina a 21-13 lead. Keith Jones scored two fourth quarter TDs for Nebraska, avoiding the upset. Nose guard Roy Hart was credited with a career-high 19 total tackles in the contest. Ellis finished the day 17-for-36 for 256 yards with two TDs and two interceptions.

**CAROLINA VS. THE BIG TEN:** The Gamecocks are just 3-9 all-time against teams that currently comprise the Big Ten Conference. However, that number is somewhat skewed in that they are 0-5 combined against Nebraska (0-3) and Penn State (0-2) when neither of those schools was member of the Big Ten at the time of the game. Carolina is also 2-0 against Ohio State, 1-1 versus Michigan, and 0-1 when playing Iowa, Indiana and Northwestern. The last time Carolina faced a Big Ten foe was in the 2009 Outback Bowl when it dropped a 31-20 decision to Iowa.



### South Carolina Post-Season Honors

Player	Organization	Honor
Antonio Allen	Associated Press	2nd team All-SEC
A.J. Cann	SEC Coaches	SEC All-Freshman
Jadeveon Clowney	SEC Coaches	2nd team All-SEC
	SEC Coaches	SEC Freshman of the Year
	SEC Coaches	SEC All-Freshman
Bruce Ellington	SEC Coaches	SEC All-Freshman
Melvin Ingram	AFCA	1st team All-American
	Walter Camp	1st team All-American
	Associated Press	1st team All-SEC
	SEC Coaches	1st team All-SEC
Alshon Jeffery	Associated Press	2nd team All-SEC
Marcus Lattimore	Associated Press	2nd team All-SEC
	SEC Coaches	2nd team All-SEC
Devin Taylor	Associated Press	Honorable Mention All-SEC
Roquevious Watkins	Associated Press	1st team All-SEC
	SEC Coaches	2nd team All-SEC
Dalton Wilson	CoSIDA	2nd Team Academic All-American

**THE HEAD BALL COACH:** Steve Spurrier is in his seventh season directing the Gamecock football program. He has logged a 54-35 mark (.607) in Columbia. The Head Ball Coach ranks second on the school's all-time wins list with 54 behind only Rex Enright (64) and third in games coached with 89 behind Enright (140) and Paul Dietzel (96). Spurrier owns a 196-75-2 mark (.722) as a collegiate head coach, with stops at Duke and Florida before his stint at South Carolina.

**SPURRIER VS. NEBRASKA:** Head coach Steve Spurrier has faced the Cornhuskers once in his career, losing the 1996 Fiesta Bowl by a 62-24 score for the national championship.

**UNCHARTED TERRITORY:** Head coach Steve Spurrier is taking the Gamecocks to a sixth bowl game in his seven-year tenure. The Gamecocks have been bowl-eligible in all seven of his seasons in Columbia, but were not selected following the 2007 season with a 6-6 record. No other coach in Carolina history took the Gamecocks to more than three bowl games (Jim Carlen and Joe Morrison). Lou Holtz is the only Gamecock coach to post two bowl victories.

**BEEN HERE BEFORE:** The Gamecocks have played in this bowl game once previously, back in 1975, but it was known then as the Tangerine Bowl. Carolina dropped a 20-7 decision to Miami (Ohio) in front of 20,247 fans that December day despite a strong effort from quarterback Jeff Grantz.

**REGULAR SEASON SUCCESS:** The Gamecocks have won 13 times in their last 15 regular season contests. Going back further, the Gamecocks have won 20 of their last 25 regular season games.

**SENIOR CLASS WINS:** The Gamecock seniors have won a school record 33 times (7 in 2008 and '09; 9 in '10 and 10 in '11). The previous four-year high was 29 wins, set last season.

**OUT OF THEIR LEAGUE:** The Gamecocks are 4-0 in non-conference action this season, staying undefeated in regular season non-conference play for the third consecutive year. They were 4-1 in non-league games in 2010 after losing to Florida State in the bowl game. They are 25-7 in non-conference games under head coach Steve Spurrier, including wins in 23 of their last 28 non-SEC tilts. The year-by-year breakdown: 2005 (2-2); 2006 (5-0); 2007 (3-1); 2008 (3-2); 2009 (4-1); 2010 (4-1); 2011 (4-0). They have a regular season winning streak over non-conference opponents of 12 games. South Carolina's last regular season non-conference loss came over 1,000 days ago, at Clemson in 2008.

**THE LAST TIME OUT:** The Gamecocks put together maybe their most complete game of the year in routing ACC Champion Clemson, 34-13, in Columbia on Nov. 26. The Gamecocks dominated on both sides of the ball, using a balanced offense that generated 210 rushing yards and 210 passing yards, along with a stingy defense that limited the high-octane Tiger offense to just 153 yards on 60 plays, including just 83 through the air. Quarterback Connor Shaw was named the Co-SEC Offensive Player of the Week after rushing 19 times for a career-high 107 yards and completing 14-of-20 passes for 210 yards. He accounted for four touchdowns, including three through the air. Kenny Miles came off the bench to add a season-high 71 yards rushing. The Carolina defense posted five sacks, eight tackles for loss and an interception.

**GOOD HOME COOKIN':** The Gamecocks have done a good job of protecting their home turf of late. The Gamecocks were 6-1 at home this season, the third straight year in which they won six of seven home contests. The only home losses in the last three years came to top-ranked Florida in 2009, to 17th-ranked Arkansas in 2010 and to defending national champion Auburn in 2011. Carolina is 20-3 in its last 23 home games.

### South Carolina-Nebraska By the Numbers

	SC	NEB
Record	10-2	9-3
Points Scored	361	366
Points/Game	30.1	30.5
Opp. Points Scored	226	274
Opp. Points/Game	18.8	22.8
First Downs	232	248
Opp. First Downs	188	229
3rd Down Conversions	44%	44%
Opp. 3rd Down Conversions	36%	41%
4th Down Conversions	20/28	8/15
Opp. 4th Down Conversions	10/18	10/19
Rushing Attempts	513	565
Yards Rushing	2376	2687
Yards Rushing/Game	198.0	223.9
Opp. Rushing Attempts	443	475
Opp. Yards Rushing	1631	1939
Opp. Yards Rush/Game	135.9	161.6
Passes Attempted	300	277
Passes Completed	180	154
Yards Passing	2129	1999
Yards Pass/Game	177.4	166.6
Opp. Passes Attempted	330	344
Opp. Passes Completed	164	181
Opp. Yards Passing	1596	2269
Opp. Yards Pass/Game	133.0	189.1
Total Plays	813	842
Total Yards	4505	4686
Avg. Yards/Game	375.4	390.5
Avg. Yards/Play	5.5	5.6
Opp. Total Plays	773	819
Opp. Total Yards	3227	4208
Opp. Total Yards/Game	268.9	350.7
Opp. Total Yards/Play	4.2	5.1
Avg. Poss. Time/Game	31:47	28:18
Opp. Avg. Poss. Time/Game	28:13	31:42



**Associated Press**

1. LSU (60)	13-0	1500
2. Alabama	11-1	1418
3. Oklahoma State	11-1	1400
4. Stanford	11-1	1283
5. Southern California	10-2	1179
6. Oregon	11-2	1170
7. Arkansas	10-2	1148
8. Boise State	11-1	1107
9. Wisconsin	11-2	1038
10. South Carolina	10-2	946
11. Kansas State	10-2	829
12. Michigan State	10-3	733
13. Michigan	10-2	707
14. Clemson	10-3	663
15. Baylor	9-3	656
16. TCU	10-2	632
17. Virginia Tech	11-2	591
18. Georgia	10-3	566
19. Oklahoma	9-3	386
20. Houston	12-1	370
21. Nebraska	9-3	363
22. Southern Miss	11-2	336
23. West Virginia	9-3	199
24. Penn State	9-3	129
25. Florida State	8-4	49

**USA Today/Coaches**

1. LSU (59)	13-0	1475
2. Alabama	11-1	1399
3. Oklahoma State	11-1	1367
4. Stanford	11-1	1286
5. Oregon	11-2	1232
6. Boise State	11-1	1128
7. Arkansas	10-2	1112
8. Wisconsin	11-2	1085
9. South Carolina	10-2	971
10. Kansas State	10-2	878
11. Virginia Tech	11-2	835
12. Michigan	10-2	789
13. Michigan State	10-3	735
14. Clemson	10-3	657
15. TCU	10-2	631
16. Baylor	9-3	599
17. Houston	12-1	542
18. Georgia	10-3	538
19. Oklahoma	9-3	437
20. Nebraska	9-3	402
21. Southern Miss	11-2	366
22. West Virginia	9-3	278
23. Penn State	9-3	189
24. Cincinnati	9-3	94
25. Florida State	8-4	68

**AND NOT BAD ON THE ROAD EITHER:** The Gamecocks had their school record six-game road winning streak snapped at Arkansas. Carolina finished the 2011 campaign with a 3-1 road record (wins at Georgia, Mississippi State and Tennessee, loss at Arkansas), its best road record since posting a 4-1 mark in the 2006 season (wins at Mississippi State, Kentucky, Vanderbilt and Clemson, loss at Florida).

**WINNING MORE OFTEN:** The Gamecocks have posted a fourth-straight winning season and a school-record eighth-straight season of at least a .500 record, surpassing the previous mark of seven-straight seasons of .500 or better set from 1928-34. The Gamecocks went 6-5 in 2004, 7-5 in 2005, 8-5 in 2006, 6-6 in 2007, and 7-6 in both 2008 and 2009 before logging a 9-5 record in 2010.

**AN SEC SIX-PACK:** The Gamecocks recorded six SEC wins for first time in school history. They finished the 2000, 2001, 2005 and 2010 seasons with 5-3 SEC marks. The 2011 season marked the ninth time they finished with at least a .500 record in SEC play (also 4-4 in 1994, 1996, 2004 and 2008).

**GAINING THE SWEEP:** The Gamecocks posted a perfect 5-0 mark against SEC Eastern Division rivals, also a first in school history. They have won nine of their last 10 contests within the division. They logged a 4-1 record within the division twice previously, both under Coach Spurrier, in 2005 and again in 2010. Here is how they have done against the East and their overall conference marks since joining the SEC:

Year	East	Overall	Year	East	Overall
1992	2-3	3-5	2002	2-3	3-5
1993	2-3	2-6	2003	2-3	2-6
1994	2-3	4-4	2004	2-3	4-4
1995	1-4	2-5-1	2005	4-1	5-3
1996	3-2	4-4	2006	2-3	3-5
1997	2-3	3-5	2007	2-3	3-5
1998	0-5	0-8	2008	2-3	4-4
1999	0-5	0-8	2009	2-3	3-5
2000	3-2	5-3	2010	4-1	5-3
2001	3-2	5-3	2011	5-0	6-2

**GAMECOCKS IN THE SEC:** The Gamecocks wrapped up their 20th season of league play in the Southeastern Conference with a school record six SEC victories. They have played 160 SEC regular season contests since joining the league. They have had significantly more success of late. Here's a breakdown of the four five-year segments in conference regular season action:

Years	Record	.500 or Better	Pct.
1992-1996	15-24-1	1994, 1996	.388
1997-2001	13-27-0	2000, 2001	.325
2002-2006	17-23-0	2004, 2005	.425
2007-2011	21-19-0	2008, 2010, 2011	.525
<b>Totals</b>	<b>66-93-1</b>	<b>Nine Times</b>	<b>.475</b>

**NEW SHERIFF IN TOWN:** The Gamecocks have swept the "Big Three" of the SEC East – Florida, Georgia and Tennessee – in back-to-back seasons. They had never pulled the trifecta in any season prior to 2010. From 1992-2003, Carolina was 5-34 against

the "Big Three," going 4-9 against Georgia, 1-12 versus Tennessee and winless in 13 tries against Florida. Since Coach Spurrier took over in 2005, Carolina is 10-11 against those same three teams including a 6-0 mark in the past two seasons. Since 2005, they are 4-3 versus Tennessee and 3-4 against both Georgia and Florida.

**BCS STANDINGS:** The Gamecocks were ranked ninth in the final BCS Standings. It marked the highest final ranking for the school in its history. After getting off to a 6-1 start, they came in 14th in the initial BCS Standings of 2011. They climbed to 13th the following week, then rose to No. 9 before losing at No. 7 Arkansas. The No. 9 ranking was the school's highest since they were 6-1 and ranked sixth in the BCS during the 2007 season.

**IN THE POLLS:** Carolina opened the 2011 season ranked 12th in both polls, the highest ever to start a season. Previously, they had been ranked six times in the preseason AP poll. They were No. 14 in 1959, No. 17 in both 1970 and 1985; 19th in 1988, 21st in 2001 and 22nd in 2002. The current stretch of 30 consecutive weeks in the AP Top-25, dating back to the second week of the 2010 season, is a school record.

WEEKLY RANKING	AP	COACHES	BCS
Preseason	12	12	-
September 6	12	12	-
September 11	10	11	-
September 18	12	10	-
September 25	10	9	-
October 2	18	14	-
October 9	15	13	-
October 16	14	12	14
October 23	14	14	13
October 30	10	10	9
November 6	15	15	13
November 13	14	14	12
November 20	14	13	12
November 27	14	13	12
December 4	10	9	9

**TOP TEN FINISH:** The Gamecocks are ranked 10th in the final regular season Associated Press poll, the first time they have finished the regular season in the top 10 since the 1987 team was ranked ninth with an 8-3 record. That team went on to finish 15th in the final poll after losing the Gator Bowl to LSU, 30-13.

**BEST EVER?:** As they enter the bowl game ranked among the nation's top 10, the Gamecocks have a chance to finish the season as the highest-ranked squad in school history. The Gamecocks will finish among the nation's top-25 in back-to-back years for just the second time, joining the 2000 and 2001 squads under Lou Holtz. Here are the school's final AP Top-25 rankings:

YEAR	FINAL AP
1958	13
1984	11
1987	15
2000	19
2001	13
2010	22



**FINISHING STRONG:** The Gamecocks have won their last three contests. A bowl win would extend that winning streak to four. They have not finished a season with four consecutive wins since the 1958 team defeated Furman, Virginia, NC State and Wake Forest to finish a 7-3 campaign.

**COMEBACK KIDS:** The Gamecocks have posted three come-from-behind fourth quarter victories this season, matching their total in Steve Spurrier's first six years at the helm. Here are the specifics of the late rallies:

**2005:** SC trails at Tennessee, 15-13 after a UT field goal with 7:39 to play. Carolina gets 49-yard field goal from Josh Brown to win, 16-15.

**2008:** SC trails 17-14 at Kentucky after three quarters. Ryan Succop kicks a 42-yard field goal to tie it at the 11:58 mark, then Weslye Saunders catches a 7-yard pass from Stephen Garcia with 7:08 remaining for the 24-17 win.

**2009:** SC trails Vanderbilt 10-7 after three quarters. Stephen Garcia connects with Alshon Jeffery on a 43-yard touchdown pass with 12:51 left on the clock in a 14-10 win.

**2011:** SC trails 35-31 after a Georgia touchdown with 6:28 to play. Marcus Lattimore gives the Gamecocks the lead at the 3:28 mark, then Melvin Ingram scoops and scores on a fumble recovery in a 45-42 win.

**2011:** SC trails Navy, 21-17 after three quarters, but Marcus Lattimore scores from 7 yards out with 12:45 to play and the Gamecock defense limits Navy to 35 yards in the final stanza for the win. Navy had been 24-0 under head coach Ken Niumatalolo when leading after three quarters.

**2011:** After a Mississippi State field goal put the Bulldogs in front 10-7 with 9:50 left in the contest, Connor Shaw and Bruce Ellington led the Gamecocks on a 12-play, 79-yard drive that consumed 5:54 of the clock, culminating with a four-yard Shaw to Alshon Jeffery touchdown pass with 3:50 remaining to put Carolina on top, 14-10. D.J. Swanger's interception with just over a minute remaining sealed the win.

**DEFENSE STEPS UP:** The Gamecock defense has surrendered 24 touchdowns, but 14 of those have come in three games, while they have allowed just 10 touchdowns in the other nine contests. The Gamecocks have allowed 147 points over its last 10 games, an average of 14.7 points per game, after allowing 79 points in the first two games. Their opponents' scoring average is at 18.8 points per game, 13th in the country.

Opponent	Points	TDs	Total Yards
East Carolina	37	5	345
Georgia	42	5	436
Navy	21	3	335
Vanderbilt	3	0	77
Auburn	16	2	358
Kentucky	3	0	96
Mississippi State	12	1	296
Tennessee	3	0	186
Arkansas	44	4	435
Florida	12	1	261
Citadel	20	2	249
Clemson	13	1	153

**TOP-FIVE D:** The Gamecocks have held four teams to under 200 yards of total offense this season (Vanderbilt-77, Kentucky-96, Tennessee-186 and Clemson-153). South Carolina ranks fourth in the country in total defense. They are one of only nine schools that have allowed under 300 yards of offense per game.

Rk.	School	Games	Yards	Avg.
1	Alabama	12	2295	191.25
2	LSU	13	3277	252.08
3	Georgia	13	3490	268.46
4	South Carolina	12	3227	268.92
5	Michigan State	13	3545	272.69
6	Florida State	12	3295	274.58
7	Illinois	12	3501	291.75
8	Wisconsin	13	3809	293.00
9	Florida	12	3595	299.58
10	Penn State	12	3611	300.92

**NOT BY AIR:** The Gamecocks are second the country in pass defense and pass efficiency defense, allowing just 133.00 yards per game through the air.

Rk.	School	Games	Yards	Avg.
1	Alabama	12	1396	116.33
2	South Carolina	12	1596	133.00
3	Wisconsin	13	2015	155.00
4	Illinois	12	1909	159.08
5	Penn State	12	1946	162.17

**AIR ATTACK GROUNDED:** The Gamecocks have held five teams to under 100 yards passing in a game this season. After surrendering four passing touchdowns in each of the first two games, the Carolina defense has allowed just five passing scores in the last 10 contests. Here's a game-by-game breakdown of their opponents' passing attack:

School	COM	ATT	INT	YDS	TD
East Carolina	37	56	1	260	4
Georgia	19	29	1	248	4
Navy	5	9	1	61	0
Vanderbilt	16	23	1	73	0
Auburn	12	25	4	112	1
Kentucky	4	26	4	17	0
Mississippi State	11	30	2	165	1
Tennessee	15	38	2	151	0
Arkansas	20	38	1	299	2
Florida	13	23	0	119	0
Citadel	1	3	0	8	0
Clemson	11	30	1	83	1

**TURN IT OVER:** The Gamecocks are tied for ninth in the nation in turnovers gained with 30. Carolina leads the SEC and is tied for fifth in the country with 18 interceptions, and tied for first in the SEC and tied for 29th in the country with 12 fumbles recovered.

Rk.	School	Fum Rec.	INT	Total
1	Oklahoma State	19	23	42
2	NC State	12	24	36
3	San Jose State	20	13	33
4	Utah	13	19	32
5	UConn	13	18	31
	Kent State	17	14	31
	Rutgers	14	17	31
	Wyoming	18	13	31
9	South Carolina	12	18	30
	Cincinnati	16	14	30
	LSU	12	18	30
	Memphis	18	12	30

### Harris Interactive Poll

1.	LSU (115)	13-0	2,875
2.	Alabama	11-1	2,723
3.	Oklahoma State	11-1	2,654
4.	Stanford	11-1	2,504
5.	Oregon	11-2	2,372
6.	Boise State	11-1	2,236
7.	Arkansas	10-2	2,163
8.	Wisconsin	11-2	2,060
9.	South Carolina	10-2	1,833
10.	Kansas State	10-2	1,733
11.	Virginia Tech	11-2	1,498
12.	Michigan	10-2	1,447
13.	Michigan State	10-3	1,428
14.	Clemson	10-3	1,351
15.	TCU	10-2	1,245
16.	Baylor	9-3	1,228
17.	Houston	12-1	1,132
18.	Georgia	10-3	1,095
19.	Oklahoma	9-3	933
20.	Nebraska	9-3	717
21.	Southern Miss	11-2	711
22.	West Virginia	9-3	522
23.	Penn State	9-3	383
24.	Cincinnati	9-3	172
25.	Florida State	8-4	130

### BCS Standings

1.	LSU	13-0	1.0000
2.	Alabama	11-1	.9419
3.	Oklahoma State	11-1	.9333
4.	Stanford	11-1	.8476
5.	Oregon	11-2	.7901
6.	Arkansas	10-2	.7687
7.	Boise State	11-1	.7408
8.	Kansas State	10-2	.6827
9.	South Carolina	10-2	.6553
10.	Wisconsin	11-2	.6374
11.	Virginia Tech	11-2	.5190
12.	Baylor	9-3	.4977
13.	Michigan	10-2	.4794
14.	Oklahoma	9-3	.4603
15.	Clemson	10-3	.4218
16.	Georgia	10-3	.4119
17.	Michigan State	10-3	.3883
18.	TCU	10-2	.3869
19.	Houston	12-1	.3504
20.	Nebraska	9-3	.2606
21.	Southern Miss	11-2	.1918
22.	Penn State	9-3	.1305
23.	West Virginia	9-3	.1233
24.	Texas	7-5	.0876
25.	Auburn	7-5	.0584



## 2011 SEC Standings

### EASTERN DIVISION

	SEC PCT.	PF	PA	ALL PCT.	PF	PA
Georgia	7-1	.875	234	145	10-3	.769 418 255
S. Carolina	6-2	.750	206	135	10-2	.833 361 226
Florida	3-5	.375	166	191	6-6	.500 307 247
Vanderbilt	2-6	.250	169	187	6-6	.500 323 245
Kentucky	2-6	.250	94	242	5-7	.417 190 296
Tennessee	1-7	.125	92	222	5-7	.417 244 271

### WESTERN DIVISION

	SEC PCT.	PF	PA	ALL PCT.	PF	PA
LSU	8-0	1.000	280	67	13-0	1.000 500 137
Alabama	7-1	.875	271	67	11-1	.917 432 106
Arkansas	6-2	.750	266	197	10-2	.833 449 273
Auburn	4-4	.500	160	246	7-5	.583 291 352
Miss. State	2-6	.250	145	185	6-6	.500 306 239
Ole Miss	0-8	.000	93	292	2-10	.167 193 385

## SEC Bowl Games

Friday, December 30

**Franklin American Mortgage**

**Music City Bowl**

Mississippi State (6-6) vs. Wake Forest (6-6)

Nashville, Tennessee, 8:30 p.m., ESPN

Saturday, December 31

**AutoZone Liberty Bowl**

Vanderbilt (6-6) vs. Cincinnati (9-3)

Memphis, Tennessee, 3:30 p.m., ABC

Saturday, December 31

**Chick-fil-A Bowl**

Auburn (7-5) vs. Virginia (8-4)

Atlanta, Georgia, 7:30 p.m., ESPN

Monday, January 2

**Gator Bowl**

Florida (6-6) vs. Ohio State (6-6)

Jacksonville, Florida, 1 p.m. ESPN2

Monday, January 2

**Outback Bowl**

Georgia (10-3) vs. Michigan State (10-3)

Tampa, Florida, 1 p.m., ABC

Monday, January 2

**Capital One Bowl**

South Carolina (10-2) vs. Nebraska (9-3)

Orlando, Florida, 1 p.m., ESPN

Friday, January 6

**AT&T Cotton Bowl**

Arkansas (10-2) vs. Kansas State (10-2)

Arlington, Texas, 8 p.m., FOX

Monday, January 9

**Allstate BCS National Championship Game**

Alabama (11-1) vs. LSU (13-0)

New Orleans, Louisiana, 8:30 p.m., ESPN

**PICK THIS:** The Gamecocks lead the SEC with 18 interceptions. Two have gone for "pick-sixes" with one from Antonio Allen at Georgia and one from Devin Taylor at Arkansas. The school record for interceptions in a season is 23, set three times: 1981, 1984 and 1987.

Player	2011 INT	Career INT
Stephon Gilmore	3	7
C.C. Whitlock	3	5
Antonio Allen	3	4
D.J. Swearinger	3	4
DeVonte Holloman	1	4
Melvin Ingram	2	2
Devin Taylor	1	2
Shaq Wilson	0	2
Reginald Bowens	1	1
Victor Hampton	1	1
Chaz Sutton	0	1

**HIGH WATER MARK:** The Gamecocks have established a new high mark under Coach Spurrier with 30 turnovers forced through 12 games, an average of 2.5 per game. The previous record under Coach Spurrier was 27 turnovers forced during the 2008 season. The school record for turnovers forced in a season is 39 (3.25 per game), set in the 12-game 1987 campaign.

Year	Games	Fum Rec.	INT	Total	Avg/Gm
2005	12	12	12	24	2.0
2006	13	7	14	21	1.6
2007	12	7	14	21	1.8
2008	13	13	14	27	2.1
2009	13	11	6	17	1.3
2010	14	16	10	26	1.9
2011	10	12	18	30	2.9

**WITH A LITTLE HELP FROM MY FRIENDS:** The Carolina defense and special teams have been responsible for seven touchdowns this season. Defensive end Melvin Ingram has scored three times, a 68-yard run on a fake punt and a five-yard fumble return, both at Georgia, and a fumble recovery in the end zone against Vanderbilt; Spur Antonio Allen has scored twice, a 25-yard fumble return against ECU and a 25-yard interception return against Georgia; Ace Sanders scored on a 68-yard punt return against East Carolina and Devin Taylor scored on a 48-yard interception at Arkansas.

**SACK ATTACK:** South Carolina features one of the top sack trios in the SEC in senior Melvin Ingram (T4th-8.5 sacks), freshman Jadeveon Clowney (9th-6.0), and junior Devin Taylor (11th-5.0). With 20.0 career sacks, Ingram ranks fourth on Carolina's all-time list behind Eric Norwood (29.0), Andrew Provence (26.0) and John Abraham (23.5).

Player	2011 Sacks	Career Sacks
Melvin Ingram	8.5	20.0
Devin Taylor	5.0	14.5
Stephon Gilmore	1.0	7.0
Jadeveon Clowney	6.0	6.0
Rodney Paulk	0.0	4.5
Travian Robertson	2.0	6.0
Byron Jerideau	1.5	3.5
Antonio Allen	0.0	2.5
Byron McKnight	0.0	2.0
Shaq Wilson	1.0	2.0
Akeem Auguste	0.0	1.0
Chaz Sutton	0.0	1.0

**GOING FOR IT:** Head coach Steve Spurrier has not been shy about going for it on fourth down this season. The Gamecocks lead the SEC with 20 fourth-down conversions. Only Duke (22) and Air Force (21) have converted as many fourth downs as Carolina and only six other schools have attempted as many 4th downs as Carolina's 28. Here's how the Gamecocks have fared under Spurrier:

Year	Conversions	Attempts	Pct.
2005	5	14	35.7
2006	9	20	45.0
2007	8	17	47.1
2008	12	18	66.7
2009	12	14	50.0
2010	3	6	50.0
2011	20	28	71.4
<b>TOTALS</b>	<b>69</b>	<b>117</b>	<b>59.0</b>

**GOOD BALANCE:** The Gamecocks rank among the SEC's top five in scoring offense, scoring defense, total offense and total defense. The nation's top two teams, LSU and Alabama, along with Georgia, also figure in the top-5 in all four categories.

### SCORING OFFENSE:

Rk	School	Gms	Points	Average
1.	LSU	13	500	38.5
2.	Arkansas	12	449	37.4
3.	Alabama	12	432	36.0
4.	Georgia	13	418	32.2
5.	South Carolina	12	361	30.1

### SCORING DEFENSE:

Rk	School	Gms	Points	Average
1.	Alabama	12	106	8.8
2.	LSU	13	137	10.5
3.	South Carolina	12	226	18.8
4.	Georgia	13	255	19.6
5.	Mississippi State	12	239	19.9

### TOTAL OFFENSE:

Rk	School	Gms	Yards	Average
1.	Arkansas	12	5350	445.8
2.	Alabama	12	5201	433.4
3.	Georgia	13	5380	413.8
4.	South Carolina	12	4505	375.4
5.	LSU	13	4879	375.3

### TOTAL DEFENSE:

Rk	School	Gms	Yards	Average
1.	Alabama	12	2295	191.2
2.	LSU	13	3277	252.1
3.	Georgia	13	3490	268.5
4.	South Carolina	12	3227	268.9
5.	Florida	12	3595	299.6

**MAKING A POINT:** The Gamecocks have scored 361 points and are averaging 30.1 points per game, ranking fifth in the SEC. They set the school record in 2010 when they tallied 433 points, an average of 30.9.

**SLOW START, FAST FINISH:** The Gamecocks have been outscored 59-44 in the first stanza but have outscored their opponents 120-67 in the second period, 97-30 in the third quarter and 100-70 in the fourth quarter. The Gamecocks gave up the game's first points in each of the first 10 games of the season (and in 13 straight extending back to last year) before scoring first against both The Citadel and Clemson.



**PLAYING WITHOUT ONE OF THE BEST:** The Gamecocks have been without standout sophomore running back Marcus Lattimore after he suffered a knee injury late in the game against Mississippi State in game seven. Lattimore finished the season with 818 yards on 163 carries, an average of 5.0 yards per carry. He ranked among the SEC and national leaders in rushing at 116.9 yards per game, scoring at 9.4 points per game, and in all-purpose yards per game at 142.9.

**HE WILL BE MISSED:** After just two seasons, Marcus Lattimore has left his mark on the Gamecock record books. He ranks 14th in school history with 2,015 rushing yards, is tied for third with 27 rushing touchdowns and is third with 30 touchdowns scored. Lattimore had four 100-yard rushing games this season and eight in his career. He ranks in a tie for seventh on the South Carolina list for 100-yard rushing games in a career with Jay Lynn Hodgins and Clarence Williams. He was a third-team Phil Steele Midseason All-American and first-team All-SEC performer.

**MISSING YOU:** The Gamecocks are playing without four starters from when fall camp began: TB Marcus Lattimore (knee), offensive tackle Kyle Nunn (back), cornerback Akeem Auguste (foot) and quarterback Stephen Garcia (dismissed).

**REACHING TRIPLE DIGITS:** Despite losing Marcus Lattimore midway through the season, the Gamecock rushing attack remains solid. Carolina has logged eight 100-yard rushing games this season.

Player	Opponent	Yards
Marcus Lattimore	East Carolina	112
Marcus Lattimore	Georgia	176
Marcus Lattimore	Navy	246
Marcus Lattimore	Kentucky	102
Brandon Wilds	Tennessee	137
Brandon Wilds	Florida	120
Brandon Wilds	Citadel	109
Connor Shaw	Clemson	107

**RUNNING WILDS:** True freshman Brandon Wilds has taken over the running duties in Lattimore's absence. A 6-1, 223-pounder from Blythewood, S.C., Wilds began the fall camp listed as the fifth-string tailback. Injuries to Marcus Lattimore (knee), Shon Carson (knee), Kenny Miles (wrist) and Eric Baker (ankle) vaulted Wilds to the top of the heap and he made his first career start at Tennessee. Used primarily as a special teams performer early in the season, Wilds appeared in each of the first seven games, rushing 13 times for 75 yards, an average of 5.8 yards per carry. Since moving into the starting lineup, he has logged three 100-yard games in five contests. He had his coming out party in Knoxville against Tennessee, rushing 28 times for 137 yards, an average of 4.9 yards per carry, with a long of 24 yards. He also was the Gamecocks leading receiver with three catches for 31 yards. He was held in check at Arkansas with 10 carries for just 21 yards, but scored his first collegiate touchdown. He bounced back with his second 100-yard rushing game when he went for 120 yards on 29 carries against Florida. He logged 109 yards and two TDs on 20 carries against The Citadel.

**THE SHAW SHOW:** Sophomore quarterback Connor Shaw is 7-1 as the starting quarterback, with victories over East Carolina, Kentucky, Mississippi State, Tennessee, Florida, The Citadel and Clemson, and a loss at Arkansas. He became just the third Gamecock quarterback since 1971 to start his career with four straight wins, joining Steve Taneyhill (1992) and Chris Smelley (2007). He was shaky in his debut against East Carolina, completing 3-of-9 passes for 21 yards and rushing seven times for 26 yards in one quarter of action. His second career start came against Kentucky and he responded with an SEC Offensive Player of the Week performance. The 6-1, 204-pounder from Flowery Branch, Ga., completed 26-of-39 passes for 311 yards and four touchdowns with no interceptions. The four touchdown passes was the most for a Gamecock quarterback since Blake Mitchell in 2006. He completed 20-of-28 passes for 155 yards with one touchdown and two interceptions in his first road start at Mississippi State. He was 10-of-18 for 87 yards with one touchdown and one interception at Tennessee, but also rushed 16 times for 64 yards and a score. He completed 16-of-25 passes for 128 yards with an interception and ran for two scores at Arkansas before leaving the game with a concussion. He rushed for a then-career-high 88 yards on 16 carries against Florida. He had an efficient 16-of-18 performance, throwing for 217 yards and three touchdowns against The Citadel, and also rushed 11 times for a then-career-best 90 yards, including a career-long 60-yard TD run. He earned co-SEC Offensive Player of the Week honors for his performance against Clemson, when he rushed 19 times for a career-high 107 yards and a touchdown and completed 14-of-20 passes for 210 yards and three scores. For the season, Shaw is 112-of-171 (65.5 percent) for 1218 yards with 12 touchdowns and six interceptions, and has rushed 116 times for 483 yards with seven scores.

**FAMILY ACT:** South Carolina's Connor Shaw has led his team to a 10-2 record and a top-10 national ranking, but he's only average on the family totem pole. Connor's dad, Lee, coached the Flowery Branch (GA) High School to another appearance in the state playoffs, while brother, Jaybo, has quarterbacked Georgia Southern into the FCS playoffs.

**TRENDING ALSHON:** 2010 Biletnikoff finalist Alshon Jeffery has been held to modest numbers this season. The junior wideout leads the team with 45 catches for 614 yards, an average of 13.6 yards per catch. He is seventh in the SEC in receptions per game (3.8) and is eighth in receiving yards per game (51.2). He owns seven of the 17 touchdown receptions this season. He has caught at least one pass in 35 straight games, the second-longest streak in school history. Jeffery has surpassed Kenny McKinley (2,781) as the school's career-leader in receiving yards with 2,894. He is tied with Sidney Rice for the most 100-yard receiving games in school history with 11.

**IN THE BOOTH:** Ellis Johnson, Steve Spurrier Jr. and Jeep Hunter coach from the press box.

### Carolina Trends

	2011	Under Spurrier
Overall	10-2	54-35
Home	6-1	35-14
Road	3-1	17-16
Neutral	1-0	2-5
Grass	10-1	52-29
Turf	0-1	2-6
August	0-0	2-0
September	4-0	20-9
October	3-1	18-9
November	3-1	13-12
December	0-0	1-3
January	0-0	0-2
Leading After 1st Quarter	2-1	30-9
Tied After 1st Quarter	2-0	13-3
Trailing After 1st Quarter	6-1	11-23
Leading at Halftime	8-0	40-8
Tied at Halftime	1-0	6-2
Trailing at Halftime	1-2	8-25
Leading After 3rd Quarter	8-1	48-5
Tied After 3rd Quarter	1-0	2-3
Trailing After 3rd Quarter	1-1	4-27
When Scoring First	2-0	31-9
When Opponent Scores First	8-2	23-26
Largest Halftime Lead	17	49
Largest Halftime Deficit	10	31
Score 20 or more Points	7-1	42-12
Score 30 or more Points	4-0	28-4
Opponents Score 20 or less	7-1	39-9
Games Decided by 3 or less	3-1	6-6
Games Decided by 10 or less	4-1	22-18
Rush for 100 Yards or more	10-1	45-12
Rush for 150 Yards or more	8-0	29-4
Pass for 200 Yards or more	5-0	31-25
Pass for 300 Yards or more	1-0	7-8
Total 400 Yards or more	4-0	19-7
Opp. Rush less than 100 yards	5-0	26-3
Opp. Pass less than 200 yards	8-1	36-19
Opp. Total less than 300 yards	7-0	29-4
Commit More Turnovers	3-1	15-26
Commit Fewer Turnovers	5-0	24-4
Commit Equal Turnovers	2-1	15-5
Lead in Time of Possession	8-0	34-9
Trail in Time of Possession	2-2	20-26



## Gamecock Start Chart

Player	'06	'07	'08	'09	'10	'11	All
Stephon Gilmore	-	-	-	13	14	12	39
T.J. Johnson	-	-	RS	13	14	12	39
Alshon Jeffery	-	-	-	7	14	11	32
Travian Robertson	-	1	0	4	14	12	31
Devin Taylor	-	-	RS	5	14	12	31
Antonio Allen	-	-	0	8	11	11	30
Rodney Paulk	10	12	RS	1	0	5	28
Rokeyious Watkins	-	-	-	RS	14	12	26
Terrence Campbell	RS	0	9	2	2	12	25
DeVonte Holloman	-	-	-	2	10	9	21
Jason Barnes	-	1	9	7	0	3	20
Marcus Lattimore	-	-	-	-	13	7	20
Kyle Nunn	-	RS	0	7	9	4	20
D.J. Swearinger	-	-	-	0	8	12	20
Shaq Wilson	-	-	0	11	1	8	20
Akeem Auguste	-	-	0	9	10	0	19
C.C. Whitlock	-	-	0	5	5	6	16
Melvin Ingram	-	0	RS	1	1	11	13
D.L. Moore	-	-	-	0	12	1	13
A.J. Cann	-	-	-	-	RS	12	12
Justice Cunningham	-	-	-	2	2	8	12
Marty Markett	-	-	-	RS	2	6	8
Kenny Miles	-	-	RS	7	1	0	8
Connor Shaw	-	-	-	-	0	8	8
Reginald Bowers	-	-	RS	0	0	7	7
Ace Sanders	-	-	-	-	0	7	7
Dalton Wilson	-	-	RS	0	0	7	7
Aldrick Fordham	-	-	-	0	0	6	6
Kelcy Quarles	-	-	-	-	-	5	5
Brandon Wilds	-	-	-	-	-	5	5
Cody Gibson	-	-	-	-	RS	4	4
Damario Jeffery	-	-	-	0	3	1	4
Mike Matulis	-	-	-	-	-	4	4
Quin Smith	-	-	-	0	0	4	4
Damiere Byrd	-	-	-	-	-	3	3
Rory Anderson	-	-	-	-	-	2	2
Bruce Ellington	-	-	-	-	RS	2	2
Nick Jones	-	-	-	-	RS	2	2
Jimmy Legree	-	-	-	RS	0	2	2
Jadeveon Clowney	-	-	-	-	-	1	1
Lamar Scruggs	-	-	-	RS	0	1	1
DeAngelo Smith	-	-	-	RS	0	1	1
Chaz Sutton	-	-	-	0	0	1	1
Brison Williams	-	-	-	-	-	1	1

**BRUCE ALMIGHTY:** Redshirt freshman wide receiver Bruce Ellington has made an impact on the gridiron after doing so on the hardwood last winter. A multiple threat, Ellington has returned 18 kickoffs for a 21.7-yard average. He has worked out of the "Wildcat" formation, rushing 17 times for 106 yards, an average of 6.2 yards per carry, including a 61-yard touchdown burst against Kentucky, and has completed 3-of-4 passes for 27 yards. As a wideout, he has caught 17 passes for 211 yards, including a 49-yard TD reception against Clemson. The 5-9, 197-pounder from Moncks Corner, S.C. has returned to his duties as the starting point guard for the Carolina basketball team. He earned a spot on the SEC All-Freshman team last season after leading the squad at 12.8 points per game. He started all 30 games for a 14-16 squad.

**STARTS ON THE LINE:** The Gamecocks used the same starting five along the offensive line in each of the first four games this season. In game five versus Auburn, true freshman Mike Matulis made the start at left tackle for the injured Kyle Nunn (lower back). In each of the next four contests, redshirt freshman Cody Gibson got the nod at right tackle with Rokeyious Watkins moving to left tackle to replace Nunn. In the last three games, Matulis has returned to the starting lineup at right tackle. The O-line has combined for 130 starts. Center T.J. Johnson leads the way with 39, followed by Watkins (26) and sixth-year senior guard Terrence Campbell (25). Redshirt freshman guard A.J. Cann has started every game this season.

**TAKING THE FIFTH (AND THE SIXTH):** Linebacker Rodney Paulk and offensive guard Terrence Campbell are both wrapping up their sixth years of eligibility. Paulk earned second-team Freshman All-America honors from Sporting News as a freshman in 2006. He ranked fourth on the squad with 64 tackles during his sophomore season in 2007. Paulk injured his knee in August of 2008 and saw limited action in the first four games of that campaign before sitting out the remainder of the season. He was granted his first medical redshirt following the season. In 2009, Paulk suffered a season-ending knee injury in the season-opening win at NC State, and was granted his second medical redshirt. He sat out the spring drills in 2010 while continuing his rehab work, and returned to the field in August. Paulk graduated in December with a degree in marine science. Campbell also came to Carolina in 2006, but suffered a season-ending knee injury early in his first camp and was granted a medical redshirt. He played in one game as a defensive lineman in 2007 before moving to the offensive side of the ball. He was a regular at right guard in 2008 then, after starting the first two games of the 2009 season, he suffered a neck/shoulder stinger that sidelined him for the remainder of the season and earned him a second medical redshirt season. He played sporadically in '10 but returns as a probable starter in 2011. Campbell earned his degree in retail in May. Paulk and Campbell are the second and third Gamecocks to have a sixth year of eligibility granted in the Spurrier Era, joining former tight end Andy Boyd.

**PAULK SETS THE STANDARD:** Sixth-year senior Rodney Paulk has played in more games in the Garnet & Black than any other player in school history. Paulk has played in 56 contests, one more than fifth-year senior Travian Robertson.

**BIG PLAY INGRAM:** Senior defensive lineman Melvin Ingram turned in an All-America season with big play after big play. In fact, he was named to Phil Steele's Midseason First-Team All-America squad and was a semifinalist for both the Lombardi and Bednarik awards. He is tied for fourth in the SEC in sacks with 8.5 and is tied for fifth in tackles for loss with 13.5. Here are some of the highlights:

**East Carolina:** Recorded his first career interception.  
**Georgia:** Named the SEC Special Teams Player of the Week and National Defensive Player of the Week by Rivals.com after scoring twice... ran a fake punt 68 yards for a touchdown and scooped and scored on a fumble recovery that sealed the win... was only the third Division I player since 2006 to score an offensive and defensive touchdown in the same game.

**Vanderbilt:** Had 3.0 TFL, 2.0 sacks and fell on a fumble in the end zone for a touchdown, earning SEC Defensive Player of the Week honors.

**Auburn:** Credited with a career-high 11 tackles including 4.5 TFL and 3.5 sacks... also intercepted a pass... despite the loss, named the SEC Defensive Player of the Week for the second straight week.

**Clemson:** Had a pair of sacks in helping Carolina defeat the Tigers for the third straight season, something that had not been done since 1968-70.

**ALLEN SPURS D:** Senior Spur Antonio Allen put together a stellar final season. A semifinalist for the Thorpe Award and a third-team Phil Steele Midseason All-American, he leads the team and is ninth in the SEC in tackles with 81 (7.4 per game). He is sixth in the SEC and is tied for 17th in the country with four forced fumbles, is tied for third in the SEC and tied for 17th in the nation with three fumble recoveries, and is 10th in the league with three interceptions. Allen had the best game of his career in the season opener against East Carolina. He logged a game-high 16 tackles, doubling his previous career high, and the most for a Gamecock since Jonathan Martin had 17 at LSU in 2002. He also forced two fumbles and recovered a pair, including a strip that he took 25 yards to paydirt. He came back with six tackles against Georgia and intercepted a pass, returning it 25 yards for a score. He led the team with 10 tackles in the win over Navy, was credited with a forced fumble and sealed the game with an interception in the final minute. He had four tackles and a fumble recovery in the win over Vanderbilt. He led the team with 13 tackles with 3.0 TFL and an interception against Auburn. He reached double-digits in tackles again at Mississippi State with 10. He forced his fourth fumble of the season against The Citadel.

**AMAZING ALLEN:** Senior Antonio Allen was the only player in the SEC to rank among the league's top 10 in tackles (9th), interceptions (10th), fumbles forced (6th) and fumbles recovered (3rd).



**SEND IN THE CLOWNEY:** Freshman standout Jadeveon Clowney was in the starting lineup against ECU, the first true freshman to start on the D-line at Carolina since Travian Robertson in 2007. Clowney finished the opener with seven tackles, a pass breakup and a quarterback hurry. At Georgia, he was credited with just two tackles, but both were sacks, the first two of his career, including one late in the game that forced a fumble that Melvin Ingram scooped and scored, sealing the win. He had three stops against Navy, including a half-tackle for loss and a quarterback hurry. He had a pair of sacks and forced two fumbles in the win over Vanderbilt. He forced another fumble on a sack at Mississippi State and was credited with his fifth forced fumble against Florida. For the season, he is ninth in the SEC with 6.0 sacks (the only freshman in the top 20), is tied for 14th with 10.0 tackles for loss, and is tied for third in the SEC and tied for eighth in the country with five fumbles forced.

**IN THE SECONDARY:** The Gamecocks feature a talented group in the secondary, led by 2010 All-SEC performer and third-team All-American Stephon Gilmore. Gilmore led the team in tackles a season ago with 79. He logged 10 tackles in the opener against East Carolina. He scooped up a fumble at Georgia and rambled 56 yards, setting up a Carolina score. He had his first pick of the season against Vanderbilt, added a second against Kentucky and notched his third at Tennessee. D.J. Swearingin is the other awards candidate in the secondary. He is considered the hardest hitter in the defensive backfield. He is second on the team with 73 tackles and had a career-day at Mississippi State, logging a game- and career-high 12 tackles and sealed the win with an interception with just over a minute remaining, earning co-SEC Defensive Player of the Week accolades. He had another key interception in the win at Tennessee.

**GILMORE DOES IT ALL:** Gamecock cornerback Stephon Gilmore was one of only six players to earn first-team All-SEC honors by either the AP or Coaches and also be named to the 2010 Fall Academic Honor Roll.

### South Carolina - Nebraska Comparison

Category	SOUTH CAROLINA			NEBRASKA	
	Avg.	SEC	NCAA	Avg.	NCAA
Scoring Offense	30.08	5	45	30.50	43
Rushing Offense	135.92	6	45	223.92	13
Passing Offense	177.42	7	97	166.58	103
Passing Efficiency	128.31	5	63	125.46	74
Total Offense	375.42	4	74	390.50	59
Scoring Defense	18.83	3	13	22.83	39
Rushing Defense	135.92	6	45	161.58	66
Passing Defense	133.00	2	2	189.08	17
Pass Efficiency Defense	92.42	2	2	115.62	25
Total Defense	268.92	4	4	350.67	36
Kickoff Returns	21.00	9	72	25.90	8
Punt Returns	7.61	7	71	8.24	61
Net Punting	34.94	10	93	38.50	24
Turnover Margin	0.25	5	38	0.08	55
Sacks	2.08	4	43	1.42	93
Tackles for Loss	6.33	6	T42	4.25	113
Sacks Allowed	2.25	9	81	1.25	T28

**COMING UP ACES:** Ace Sanders returned just one punt against East Carolina, but it paid big dividends, as he scooted 68 yards for a score. It was the first kick-off or punt return for a touchdown during the Steve Spurrier Era, and was a nice way for new special teams coach John Butler to get started. Sanders became the first Gamecock to return a punt for a TD since Chavez Donnings went 73 yards against Florida in 2003.

**WOOTEN WOVES 'EM:** Senior Jay Wooten has been solid this season, hitting on 46-of-49 of his extra point attempts and nailing 7-of-10 fields goal attempts. He was the difference in two wins with a 49-yarder at Georgia and a 48-yarder versus Navy. Eight of his 10 attempts have come between 40 and 49 yards out.

**THE PUNTER:** Joey Scribner-Howard, a senior from Irmo who gained experience kicking for Carson-Newman in 2007 and '08 and as a kickoff specialist for Carolina in 2010, won the punting duties in fall camp. He ranks 10th in the SEC with a 38.9 yards per punt aver-

age, but he has seven kicks of over 50 yards, including a career-long 60-yarder at Mississippi State. He owns 10 kicks inside the 20 with just two touchbacks.

**WORKING OVERTIME:** The Gamecocks have played just two overtime games in their history, both at Tennessee. They dropped a 23-20 decision in Knoxville on Sept. 27, 2003, then fell by a 27-24 score on Oct. 27, 2007, at Neyland Stadium. Every other SEC team has played at least four overtime games since the rule was established in 1996.

**CAPTAIN OF THE SHIP:** The Gamecocks had individual game captains for the first half of the season:

**East Carolina:** Terrence Campbell, Melvin Ingram, Kenny Miles, Travian Robertson

**Georgia:** Antonio Allen, Bruce Ellington, Stephen Garcia, Rokevious Watkins

**Navy:** Justice Cunningham, Marty Markett, Devin Taylor, Jay Wooten

**Vanderbilt:** Melvin Ingram, Marty Markett, Dalton Wilson, Shaq Wilson

**Auburn:** Melvin Ingram, Marcus Lattimore, Travian Robertson, D.J. Swearingin

**Kentucky:** Reginald Bowens, Terrence Campbell, Marty Markett, Joey Scribner-Howard

**Mississippi State:** Justice Cunningham, Stephon Gilmore, Alshon Jeffery, Rodney Paulk

**2011 CAPTAINS NAMED:** During the bye week, the players voted Terrence Campbell, Melvin Ingram, Alshon Jeffery and Travian Robertson team captains.

**FIRST ACTION:** Twelve true freshmen have seen action for South Carolina this season. That list included Rory Anderson, Damiere Byrd, Shon Carson, Jadeveon Clowney, Kyle Harris, Kadetrix Marcus, Mike Matulis, Kelcy Quarles, Kenny Robinson, Brandon Shell, Brandon Wilds and Brison Williams.

### Tracking the 2011 Opponents

Opponent (Date vs. SC)	W-L	Last Game	Next Game
vs East Carolina (9/3)	5-7	L, 34-27 at Marshall	Season Complete
at Georgia (9/10)	10-3	L, 42-10 vs LSU	vs Michigan State (1/2)
vs Navy (9/17)	4-7	L, 27-24 at San Jose State	vs Army (12/10)
vs Vanderbilt (9/24)	6-6	W, 41-7 at Wake Forest	vs Cincinnati (12/31)
vs Auburn (10/1)	7-5	L, 42-14 vs Alabama	vs Virginia (12/31)
vs Kentucky (10/8)	5-7	W, 10-7 vs Tennessee	Season Complete
at Mississippi State (10/15)	6-6	W, 31-3 vs Ole Miss	vs Wake Forest (12/30)
at Tennessee (10/29)	5-7	L, 10-7 at Kentucky	Season Complete
at Arkansas (11/5)	10-2	L, 41-17 at LSU	vs Kansas State (1/6)
vs Florida (11/12)	6-6	L, 21-7 vs Florida State	vs Ohio State (1/2)
vs The Citadel (11/19)	4-7	L, 41-20 at South Carolina	Season Complete
vs Clemson (11/26)	10-3	W, 38-10 vs Virginia Tech	vs West Virginia (1/4)
vs Nebraska (1/2)	9-3	W, 20-17 vs Iowa	vs South Carolina (1/2)
<b>Opponents' Overall Record</b>	<b>87-69</b>	<b>(.558)</b>	



**Watch Lists**

**Bednarik Award**

**Antonio Allen**

**Jadeveon Clowney**

**Stephon Gilmore**

**Melvin Ingram - Semifinalist**

**Devin Taylor**

**Biletnikoff Award**

**Alshon Jeffery**

**Walter Camp Award**

**Alshon Jeffery**

**Marcus Lattimore**

**Ted Hendricks Award**

**Devin Taylor**

**Paul Hornung Award**

**Stephon Gilmore**

**Rotary Lombardi Award**

**Melvin Ingram - Semifinalist**

**Travian Robertson**

**Devin Taylor**

**Ronnie Lott Trophy**

**Stephon Gilmore**

**Maxwell Award**

**Alshon Jeffery**

**Marcus Lattimore**

**Bronko Nagurski Award**

**Stephon Gilmore**

**Devin Taylor**

**Outland Trophy**

**T.J. Johnson**

**Roquevious Watkins**

**Rimington Trophy**

**T.J. Johnson**

**Jim Thorpe Award**

**Antonio Allen - Semifinalist**

**Stephon Gilmore**

**Doak Walker Award**

**Marcus Lattimore**

**FIRST START:** Twenty-one Gamecocks have made their first career starts this season, with at least one player making his initial start in 10 of the 12 games:

**East Carolina:** Reginald Bowers, A.J. Cann, Jadeveon Clowney, Jimmy Legree, Connor Shaw, Dalton Wilson

**Georgia:** Aldrick Fordham, Ace Sanders

**Navy:** Lamar Scruggs

**Auburn:** Damiere Byrd, Nick Jones, Mike Matulis

**Kentucky:** Rory Anderson, Cody Gibson, Chaz Sutton

**Mississippi State:** Quin Smith

**Tennessee:** Kelcy Quarles, Brandon Wilds

**Arkansas:** Bruce Ellington

**Florida:** Brison Williams

**The Citadel:** DeAngelo Smith

**DEFEATING THE BEST:** South Carolina's best win over a ranked opponent came in the 2010 season when it knocked off No. 1 Alabama, 35-21, on Oct. 9. Here are the top wins in school history:

**BEST SOUTH CAROLINA WINS BY RANKINGS:**

Date	Opponent	Rank	Score
10/09/10	vs Alabama	1	35-21
10/24/81	at North Carolina	3	31-13
09/24/09	vs Ole Miss	4	16-10
09/24/88	vs Georgia	6	23-10
10/04/07	vs Kentucky	8	38-23
11/21/87	vs Clemson	8	20-7
11/14/53	at West Virginia	8	20-14
09/09/00	vs Georgia	9	21-10
10/23/58	vs Clemson	10	26-6

**ENROLLING EARLY:** Here are the 11 Gamecocks who have enrolled early since Coach Spurrier's arrival:

**2006:** Clark Gaston

**2007:** Stephen Garcia, Travian Robertson

**2008:** Jay Spearman, C.C. Whitlock, Shaq Wilson

**2009:** Jarvis Giles, Stephon Gilmore, DeVonte Holloman

**2010:** Connor Shaw

**2011:** Martay Mattox

**THEY PAY TO SEE THE GAMECOCKS PLAY:**

The Gamecocks averaged 79,131 in their seven home games in the 2011 season, ranking 16th in the country.

**Phil Steele's  
Midseason All-Stars**

**All-American**

Melvin Ingram..... First Team

Marcus Lattimore..... Third Team

Antonio Allen..... Third Team

Alshon Jeffery..... Fourth Team

**All-SEC**

Melvin Ingram..... First Team

Marcus Lattimore..... First Team

Antonio Allen..... First Team

Alshon Jeffery..... First Team

Roquevious Watkins..... Second Team

Jadeveon Clowney..... Second Team

T.J. Johnson..... Third Team

Stephon Gilmore..... Third Team

**IN THE CLASSROOM:** The Gamecocks placed 31 players on the 2010 SEC Fall Academic Honor Roll while posting a team GPA of 2.779, the program's highest GPA on record. They followed that up with a spring GPA of 2.711. Those who made the SEC Honor Roll include returnees Jacob Baker, Jason Barnes, Payton Brady, Billy Byrne, Andrew Clifford, Stephon Gilmore, Walker Inabinet, Damario Jeffery, T.J. Johnson, Rodney Paulk, Travian Robertson, Seth Strickland, Dalton Wilson, Jay Wooten and Adam Yates.

**DONNING THE CAP AND GOWN:** Several Gamecocks have received their degrees. Four who received their diplomas in May included Terrence Campbell (retail), Byron McKnight (criminal justice), Rodney Paulk (marine science) and Travian Robertson (criminal justice). Antonio Allen, Eric Baker, Jason Barnes, Melvin Ingram, Kenny Miles, Roquevious Watkins and Jay Wooten graduated in December.

**MR. FOOTBALL:** The Gamecocks have signed the last three "Mr. Football" winners in the state of South Carolina: Stephon Gilmore in 2009, followed by Marcus Lattimore in 2010 and Jadeveon Clowney in 2011.

**Players of the Week**

Date	Player	Opponent	Award	Organization
Sept. 3	Roquevious Watkins	East Carolina	SEC Offensive Lineman	SEC
Sept. 10	Melvin Ingram	Georgia	National Defensive Player	Walter Camp
			Special Teams Player	SEC
Sept. 17	Marcus Lattimore	Navy	SEC Co-Offensive Player	SEC
			National and SEC Player	Rivals.com
Sept. 24	Melvin Ingram	Vanderbilt	SEC Defensive Player	SEC
Oct. 1	Melvin Ingram	Auburn	SEC Defensive Player	SEC
Oct. 8	Connor Shaw	Kentucky	SEC Offensive Player	SEC
Oct. 15	D.J. Swearingen	Mississippi State	SEC Co-Defensive Player	SEC
Oct. 15	Bruce Ellington	Mississippi State	SEC Co-Freshman	SEC
Oct. 29	Brandon Wilds	Tennessee	SEC Freshman	SEC
			National Freshman	Rivals.com
Nov. 12	Travian Robertson	Florida	SEC Defensive Lineman	SEC
Nov. 26	Connor Shaw	Clemson	SEC Co-Offensive Player	SEC



**RECRUITING SUCCESS:** The Gamecocks are coming off another successful February. They inked defensive end Jadeveon Clowney from South Carolina's South Pointe High, who many considered the nation's number 1 prospect. Carolina has put together seven consecutive classes that rank among the nation's top 25, according to Rivals.com. Here are the Gamecocks' recent class rankings per Rivals and Scout.com:

2002: 11th/18th	2007: 6th/7th
2003: 8th/15th	2008: 22nd/34th
2004: 35th/28th	2009: 12th/13th
2005: 23rd/20th	2010: 24th/34th
2006: 24th/33rd	2011: 18th/11th

**GAMECOCKS AS A RANKED TEAM:** Under Steve Spurrier, the Gamecocks have been a ranked team heading into 40 contests. Carolina is 24-16 in those opportunities when appearing in the national rankings.

### 2011 (10-2)

- Sept. 3 - #12 Carolina 56, East Carolina 37 (Charlotte)
- Sept. 10 - #12 Carolina 45, Georgia 42
- Sept. 17 - #10 Carolina 24, Navy 21
- Sept. 24 - #12 Carolina 21, Vanderbilt 3
- Oct. 1 - Auburn 16, #10 Carolina 13
- Oct. 8 - #18 Carolina 54, Kentucky 3
- Oct. 15 - #15 Carolina 14, Mississippi State 12
- Oct. 29 - #14 South Carolina 14, Tennessee 3
- Nov. 5 - #8 Arkansas 44, #10 South Carolina 28
- Nov. 12 - #15 South Carolina 17, Florida 12
- Nov. 19 - #14 South Carolina 41, The Citadel 20
- Nov. 26 - #14 South Carolina 34, #18 Clemson 13

### 2010 (8-5)

- Sept. 11 - #24 Carolina 17, #22 Georgia 6 (Columbia)
- Sept. 18 - #13 Carolina 38, Furman 19 (Columbia)
- Sept. 25 - #17 Auburn 35, #12 Carolina 27 (Auburn)
- Oct. 9 - #19 Carolina 35, #1 Alabama 21 (Columbia)
- Oct. 16 - Kentucky 31, #10 Carolina 28 (Lexington)
- Oct. 23 - #19 Carolina 21, Vanderbilt 7 (Nashville)
- Oct. 30 - #17 Carolina 38, Tennessee 24 (Columbia)
- Nov. 6 - #17 Arkansas 41, #18 Carolina 20 (Columbia)
- Nov. 13 - #22 Carolina 36, #24 Florida 14 (Gainesville)
- Nov. 20 - #17 Carolina 69, Troy 24 (Columbia)
- Nov. 27 - #18 Carolina 29, Clemson 7 (Clemson)
- Dec. 4 - #2 Auburn 56, #18 Carolina 17 (Atlanta)
- Dec. 31 - #23 Florida State 26, #19 Carolina 17 (Atlanta)

### 2009 (2-2)

- Oct. 10 - #25 Carolina 28, Kentucky 26 (Columbia)
- Oct. 17 - #2 Alabama 20, #22 Carolina 6 (Tuscaloosa)
- Oct. 24 - #23 Carolina 14, Vanderbilt 10 (Columbia)
- Oct. 31 - Tennessee 31, #21 Carolina 13 (Knoxville)

### 2008 (0-2)

- Sept. 4 - Vanderbilt 24, #24 Carolina 17 (Nashville)
- Nov. 15 - #3 Florida 56, #24 Carolina 6 (Gainesville)

### 2007 (4-4)

- Sept. 15 - #17 Carolina 38, S.C. State 3 (Columbia)
- Sept. 22 - #2 LSU 28, #12 Carolina 16 (Baton Rouge)
- Sept. 29 - #16 Carolina 38, Miss. State 21 (Columbia)
- Oct. 4 - #11 Carolina 38, #8 Kentucky 23 (Columbia)
- Oct. 13 - #7 Carolina 21, North Carolina 15 (Chapel Hill)
- Oct. 20 - Vanderbilt 17, #6 Carolina 6 (Columbia)
- Oct. 27 - Tennessee 27, #15 Carolina 24 (OT) (Knoxville)
- Nov. 3 - Arkansas 48, #23 Carolina 36 (Fayetteville)

### 2006 - (0-0)

### 2005 (0-1)

- Nov. 19 - Clemson 13, #19 Carolina 9 (Columbia)

**GAMECOCKS AGAINST RANKED FOES:** Carolina is 11-20 versus opponents ranked in the AP Top-25 under Coach Spurrier. Here is a year-by-year breakdown:

### 2011 (1-1)

- Nov. 5 - #8 Arkansas 44, #10 South Carolina 28
- Nov. 26 - #14 South Carolina 34, #18 Clemson 13

### 2010 (3-4)

- Sept. 11 - #24 Carolina 17, #22 Georgia 6 (Columbia)
- Sept. 25 - #17 Auburn 35, #12 Carolina 27 (Auburn)
- Oct. 9 - #19 Carolina 35, #1 Alabama 21 (Columbia)
- Nov. 6 - #17 Arkansas 41, #18 Carolina 20 (Columbia)
- Nov. 13 - #22 Carolina 36, #24 Florida 14 (Gainesville)
- Dec. 4 - #2 Auburn 56, #18 Carolina 17 (Atlanta)
- Dec. 31 - #23 Florida State 26, #19 Carolina 17 (Atlanta)

### 2009 (2-3)

- Sept. 12 - #21 Georgia 41, Carolina 37 (Athens)
- Sept. 24 - Carolina 16, #4 Ole Miss 10 (Columbia)
- Oct. 17 - #2 Alabama 20, #22 Carolina 6 (Tuscaloosa)
- Nov. 14 - #1 Florida 24, Carolina 14 (Columbia)
- Nov. 28 - Carolina 34, #15 Clemson 17 (Columbia)

### 2008 (0-3)

- Sept. 13 - #2 Georgia 14, Carolina 7 (Columbia)
- Oct. 18 - #13 LSU 24, Carolina 17 (Columbia)
- Nov. 15 - #3 Florida 56, #24 Carolina 6 (Gainesville)

### 2007 (2-3)

- Sept. 8 - Carolina 16, #11 Georgia 12 (Athens)
- Sept. 22 - #2 LSU 28, #12 Carolina 16 (Baton Rouge)
- Oct. 4 - #11 Carolina 38, #8 Kentucky 23 (Columbia)
- Nov. 10 - #17 Florida 51, Carolina 31 (Columbia)
- Nov. 24 - #15 Clemson 23, Carolina 21 (Columbia)

### 2006 (1-5)

- Sept. 9 - #12 Georgia 18, Carolina 0 (Columbia)
- Sept. 28 - #2 Auburn 24, Carolina 17 (Columbia)
- Oct. 28 - #8 Tennessee 31, Carolina 24 (Columbia)
- Nov. 4 - #12 Arkansas 26, Carolina 20 (Columbia)
- Nov. 11 - #6 Florida 17, Carolina 16 (Gainesville)
- Nov. 25 - Carolina 31, #24 Clemson 28 (Clemson)

### 2005 (2-1)

- Sept. 10 - #9 Georgia 17, Carolina 15 (Athens)
- Oct. 29 - Carolina 16, #23 Tennessee 15 (Knoxville)
- Nov. 12 - Carolina 30, #12 Florida 22 (Columbia)

## Gamecocks In The Pros

### Atlanta Falcons

- John Abraham
- Cliff Matthews
- Dunta Robinson

### Carolina Panthers

- Garrett Chisolm
- Captain Munneryn
- Eric Norwood
- Travelle Wharton

### Cleveland Browns

- Sheldon Brown

### Dallas Cowboys

- Clifton Geathers

### Denver Broncos

- Andre Goodman

### Green Bay Packers

- Tori Gurley (Practice)

### Houston Texans

- Johnathan Joseph

### Kansas City Chiefs

- Ryan Succop

### Minnesota Vikings

- Jasper Brinkley

### New York Jets

- Emanuel Cook

### Pittsburgh Steelers

- Weslye Saunders

### San Francisco 49ers

- Chris Culliver

### Seattle Seahawks

- Lemuel Jeanpierre

- Jarriel King

- Sidney Rice

### St. Louis Rams

- Darian Stewart

### Tennessee Titans

- Jared Cook
- Shaun Smith

## Carolina Firsts Under The Head Ball Coach

- SEC East title (2010)
- Winning six SEC games in a season (2011)
- Sweeping through the East Division (2011)
- Beating a No. 1 team (Alabama-2010)
- Winning in Knoxville (2005)
- Winning in Gainesville (2010)
- Defeating Tennessee in back-to-back years
- Beating Florida, Tennessee and Georgia in the same season (2010 and 2011)
- Senior class with most wins in school history
- Taking team to 3 straight bowl games
- Taking a team to 5 bowl games overall
- Six straight road wins (2010-11)
- Recruit the No. 1 player in the country (2011)
- Four straight 7+ win seasons
- Longest streak in the Top-25 rankings
- Highest GPA on record
- Finish in the top-10 in the final BCS Standings

## Pronunciation Guide

Akeem Auguste .....	uh-GUST-ee
Damiere Byrd .....	duh-MEER
Jadeveon Clowney .....	juh-DAY-vee-uhn
Aldrick Fordham .....	AL-drick
Qua Gilchrist .....	QUAY
Stephon Gilmore .....	stuh-FON
Chaun Gresham .....	Shon
Walker Inabinet .....	in-AB-in-et
Alshon Jeffery .....	AL-shon

Shamier Jeffery .....	shuh-MEER
Byron Jerideau .....	JER-uh-doe
Kadetrax Marcus .....	kuh-D-trix
Marty Markett .....	mar-KETT
Martay Maddox .....	mar-TAY
Mike Matulis .....	muh-TOO-lis
Travian Robertson .....	TRAY-v-un
Cadarius Sanders .....	cuh-DARE-ee-us
D.J. Swearinger .....	SWEAR-in-grr
Rokeyious Watkins .....	ro-KEE-vee-us



No.	Name	Pos.	Ht.	Wt.	Yr.-Exp	Hometown (High/Last School)
30	Corey Addison	SS	6-0	204	SO-1L	Jacksonville, Fla. (Andrew Jackson)
26	Antonio Allen	SPR	6-2	202	SR-2L	Ocala, Fla. (Trinity Catholic/Fork Union)
81	Rory Anderson	TE	6-5	207	FR-HS	Powder Springs, Ga. (McEachern)
47	Landon Ard	P/K	5-10	175	FR-HS	Rock Hill, S.C. (South Pointe)
3	Akeem Auguste	CB	5-10	182	SR-3L	Hollywood, Fla. (Chaminade-Madonna/Fork Union)
28	Eric Baker	TB	6-0	208	JR-2L	Jacksonville, Fla. (White/Fork Union)
43	Jacob Baker	TB	5-9	191	JR-1L	Ridgeland, S.C. (Thomas Heyward Academy)
4	Jason Barnes	WR	6-4	214	SR-3L	Charlotte, N.C. (Independence)
34	Joshua Blue	TB	5-6	178	FR-HS	Tatum, S.C. (Marlboro County)
32	Reginald Bowens	LB	6-2	248	JR-1L	Holly Springs, N.C. (Garner)
16	Payton Brady	TE	6-3	226	JR-SQ	Lincolnton, N.C. (East Lincoln/ Charleston Southern/Campbell)
80	K.J. Brent	WR	6-3	180	FR-HS	Waxhaw, N.C. (Marvin Ridge)
74	Kaleb Broome	OG	6-6	326	JR-TR	Aiken, S.C. (Aiken/Georgia Military)
83	Zach Broome	WR	6-2	201	FR-TR	Richmond Hill, Ga. (Richmond Hill/ Armstrong Atlantic State)
3	Damiere Byrd	WR	5-9	161	FR-HS	Sicklerville, N.J. (Timber Creek)
40	Billy Byrne	FB	5-11	235	SO-SQ	Palm Harbor, Fla. (East Lake)
60	Terrence Campbell	OG	6-3	296	SR-2L	Austell, Ga. (South Cobb)
50	A.J. Cann	OG	6-3	299	FR-RS	Bamberg, S.C. (Bamberg-Ehrhardt)
7	Shon Carson	TB	5-8	190	FR-HS	Scranton, S.C. (Lake City)
1	Ahmad Christian	CB	5-10	182	FR-HS	Jacksonville, Fla. (Trinity Christian)
12	Andrew Clifford	QB	6-2	212	SO-SQ	Tampa, Fla. (Wharton)
7	Jadeveon Clowney	DE	6-6	254	FR-HS	Rock Hill, S.C. (South Pointe)
48	Matt Coffee	FB	5-11	230	SO-1L	Mary Esther, Fla. (Fort Walton Beach)
18	Cedrick Cooper	LB	6-2	207	FR-HS	Lithonia, Ga. (Lithonia)
58	Ryland Culbertson	OG	6-4	252	FR-RS	Laurens, S.C. (Laurens Academy)
87	Justice Cunningham	TE	6-3	265	JR-2L	Pageland, S.C. (Central)
72	Kenny Davis	OG	6-3	318	JR-1L	Newberry, S.C. (Newberry)
44	Gerald Dixon	DE	6-2	271	FR-HS	Rock Hill, S.C. (South Pointe)
95	Gerald Dixon Jr.	DT	6-3	311	FR-HS	Rock Hill, S.C. (Northwestern)
52	Phillip Dukes	DT	6-3	300	FR-HS	Manning, S.C. (Manning)
23	Bruce Ellington	WR	5-9	197	FR-RS	Moncks Corner, S.C. (Berkeley)
85	Patrick Fish	P	5-11	193	FR-RS	Shelby, N.C. (Burns)
61	Travis Ford	OC	6-3	278	SO-SQ	Fork, S.C. (Lake View/Coastal Carolina)
57	Aldrick Fordham	DT	6-3	274	JR-2L	Jamestown, S.C. (Timberland)
85	Riley Gallaher	WR	6-1	175	FR-HS	Apex, N.C. (Garner)
78	Cody Gibson	OT	6-6	284	FR-RS	Tallahassee, Fla. (Lincoln)
43	Qua Gilchrist	LB	6-1	244	JR-SQ	Abbeville, S.C. (Abbeville/Butler Co. CC)
5	Stephon Gilmore	CB	6-1	193	JR-2L	Rock Hill, S.C. (South Pointe)
8	Sharrod Golightly	SS	5-10	185	FR-RS	Decatur, Ga. (Southwest DeKalb)
93	Deon Green	DT	6-3	266	FR-HS	Windermere, Fla. (Olympia)
29	Chaun Gresham	LB	6-2	265	SO-1L	Auburn, Ga. (Apalachee)
15	Austin Hails	QB	6-2	215	FR-HS	Collinsville, Ill. (Collinsville)
96	Jamal Hall	DE	6-2	216	SO-TR	Lodson, S.C. (Fort Dorchester/ Brevard College)
27	Victor Hampton	CB	5-10	187	FR-RS	Darlington, S.C. (Darlington)
59	Coleman Harley	LS	6-2	265	FR-HS	Aiken, S.C. (South Aiken)
70	Kyle Harris	OG	6-3	273	FR-HS	Silver Creek, Ga. (Pepperell)
34	Mason Harris	DE	6-3	208	FR-HS	Fort Oglethorpe, Ga. (Ridgeland)
35	Ben Harvey	CB	5-9	176	FR-HS	Columbia, Md. (Our Lady of Good Counsel)
24	Josh Hinch	TB	5-7	183	SR-SQ	Knoxville, Tenn. (Austin-East/ MidAmerica Nazarene)
21	DeVonte Holloman	SS	6-2	232	JR-2L	Charlotte, N.C. (South Pointe)
91	Walker Inabinet	LS	5-10	199	JR-1L	Columbia, S.C. (Hammond School)
6	Melvin Ingram	DE	6-2	276	SR-3L	Hamlet, N.C. (Richmond County)
1	Alshon Jeffery	WR	6-4	229	JR-2L	St. Matthews, S.C. (Calhoun County)
33	Damario Jeffery	SPR	6-3	237	JR-2L	Columbia, S.C. (Columbia)

No.	Name	Pos.	Ht.	Wt.	Yr.-Exp	Hometown (High/Last School)
8	Shamier Jeffery	WR	6-1	208	FR-HS	St. Matthews, S.C. (Calhoun County)
70	Byron Jerideau	DT	6-1	319	JR-1L	Green Pond, S.C. (Colleton County/Fort Scott CC)
55	T.J. Johnson	OC	6-5	316	JR-2L	Aynor, S.C. (Aynor)
10	Nick Jones	WR	5-9	188	FR-RS	Moore, S.C. (Byrnes)
21	Marcus Lattimore	TB	6-0	232	SO-1L	Duncan, S.C. (Byrnes)
15	Jimmy Legree	FS	5-11	185	SO-1L	Beaufort, S.C. (Beaufort)
86	Blair Lowery	WR	6-0	180	JR-SQ	Irmo, S.C. (Dutch Fork)
25	Kadetrax Marcus	FS	6-1	183	FR-HS	Stone Mountain, Ga. (Stephenson)
39	Marty Markett	CB	5-10	162	SR-1L	York, S.C. (York)
8	Martay Mattox	CB	6-1	192	FR-HS	Athens, Ga. (Clarke Central)
76	Mike Matulis	OT	6-5	274	FR-HS	Boynton Beach, Fla. (Park Vista)
19	Tanner McEvoy	QB	6-6	207	FR-HS	Hillsdale, N.J. (Bergen Catholic)
92	Byron McKnight	DE	6-5	235	SR-3L	Laurinburg, N.C. (Scotland County)
41	Connor McLaurin	FB	6-0	227	FR-RS	Raleigh, N.C. (Garner)
31	Kenny Miles	TB	5-10	193	JR-2L	Lawrenceville, Ga. (Brookwood)
82	D.L. Moore	WR	6-4	203	JR-2L	Bowling Green, Ky. (Bowling Green)
62	Davis Moore	LS	6-0	216	SO-SQ	Buford, Ga. (Mill Creek/Emory & Henry)
20	Edward Muldrow	LB	6-3	190	FR-HS	Snellville, Ga. (South Gwinnett)
68	Kyle Nunn	OT	6-6	295	SR-3L	Sumter, S.C. (Sumter)
20	Matt O'Brien	SPR	6-0	188	SO-SQ	New Milford, N.J. (Bergen Catholic)
88	Drew Owens	TE	6-5	241	FR-HS	Charlotte, N.C. (Ardrey Kell)
67	Ronald Patrick	OG	6-1	302	SO-SQ	Cocoa, Fla. (Cocoa)
45	Rodney Paulk	LB	6-0	242	SR-3L	Columbia, S.C. (Richland Northeast)
99	Kelcy Quarles	DT	6-4	271	FR-PG	Hodges, S.C. (Greenwood/Fork Union)
48	Marcquis Roberts	SPR	6-0	218	FR-HS	Powder Springs, Ga. (McEachern)
42	Travian Robertson	DT	6-4	303	SR-3L	Laurinburg, N.C. (Scotland County)
94	Corey Robinson	DT	6-8	350	FR-RS	Havelock, N.C. (Havelock)
51	Kenny Robinson	FS	5-9	178	FR-HS	Hilton Head Island, S.C. (Hilton Head)
4	Sheldon Royster	FS	5-11	187	FR-HS	Woodbridge, N.J. (St. Peter's Prep)
9	Ace Sanders	WR	5-7	175	SO-1L	Brandenton, Fla. (Manatee)
10	Cadarious Sanders	CB	6-0	184	FR-RS	LaGrange, Ga. (Troup County)
49	Joey Scribner-Howard	P/K	6-0	210	SR-SQ	Irmo, S.C. (Dutch Fork/Carson-Newman)
11	Lamar Scruggs	WR	6-3	218	SO-1L	Jacksonville Beach, Fla. (Fletcher)
14	Connor Shaw	QB	6-1	204	SO-1L	Flowery Branch, Ga. (Flowery Branch)
71	Brandon Shell	OT	6-6	322	FR-HS	Goose Creek, S.C. (Goose Creek)
89	Corey Simmons	TE	6-4	260	FR-RS	Lawrenceville, Ga. (Greater Atlanta Christian)
6	DeAngelo Smith	WR	6-0	193	SO-SQ	Kingsland, Ga. (Camden County)
24	Quin Smith	LB	6-1	238	JR-2L	Lenoir, N.C. (Hibriten)
75	Will Sport	OG	6-5	282	FR-HS	Milton, Fla. (Pace)
13	Seth Strickland	QB	6-2	194	JR-1L	Laurens, S.C. (Laurens)
97	J.T. Surratt	DT	6-2	297	FR-RS	Winston-Salem, N.C. (Parkland)
90	Chaz Sutton	DE	6-4	250	SO-1L	Savannah, Ga. (Jenkins/Fork Union)
36	D.J. Swearinger	FS	5-10	208	JR-2L	Greenwood, S.C. (Greenwood)
98	Devin Taylor	DE	6-7	260	JR-2L	Beaufort, S.C. (Beaufort)
17	Dylan Thompson	QB	6-3	213	FR-RS	Boiling Springs, S.C. (Boiling Springs)
73	Rokevious Watkins	OT	6-4	340	SR-1L	Fairburn, Ga. (Creekside/Georgia Military)
17	Angelo Watley	LB	5-1	225	FR-HS	Lawrenceville, Ga. (Peachtree Ridge)
12	C.C. Whitlock	CB	5-10	178	SR-3L	Chester, S.C. (Chester)
22	Brandon Wilds	TB	6-1	223	FR-HS	Blythewood, S.C. (Blythewood)
11	Brison Williams	FS	5-10	206	FR-PG	Warner Robins, Ga. (Northside/Fork Union)
84	Mike Williamson	P	6-1	188	SO-TR	Norway, S.C. (Orangeburg Prep/ Columbia University)
46	Dalton Wilson	FB	6-0	227	JR-2L	Williston, S.C. (Williston-Elko)
54	Shaq Wilson	LB	5-11	223	JR-2L	Jacksonville, Fla. (First Coast)
40	Josh Woods	FS	5-10	180	SO-TR	Spartanburg, S.C. (Gaffney/ South Carolina State)
18	Jay Wooten	PK	6-3	204	SR-1L	Laurinburg, N.C. (Scotland County/UNC)
81	Adam Yates	PK	6-1	213	JR-1L	Sparks, Md. (Hereford)



# GAMECOCK FOOTBALL

## NUMERICAL ROSTER

No.	Name	Pos.	Ht.	Wt.	Yr.	Exp.	Hometown (High/Last School)
1	Alshon Jeffery	WR	6-4	229	JR	2L	St. Matthews, S.C. (Calhoun County)
1	Ahmad Christian	CB	5-10	182	FR	HS	Jacksonville, Fla. (Trinity Christian)
3	Akeem Augustine	CB	5-10	182	SR	3L	Hollywood, Fla. (Chaminade-Madonna/Fork Union)
3	Damiere Byrd	WR	5-9	161	FR	HS	Sicklerville, N.J. (Timber Creek)
4	Jason Barnes	WR	6-4	214	SR	3L	Charlotte, N.C. (Independence)
4	Sheldon Royster	FS	5-11	187	FR	HS	Woodbridge, N.J. (St. Peter's Prep)
5	Stephon Gilmore	CB	6-1	193	JR	2L	Rock Hill, S.C. (South Pointe)
6	Melvin Ingram	DE	6-2	276	SR	3L	Hamlet, N.C. (Richmond County)
6	DeAngelo Smith	WR	6-0	193	SO	SQ	Kingsland, Ga. (Camden County)
7	Jadeveon Clowney	DE	6-6	254	FR	HS	Rock Hill, S.C. (South Pointe)
7	Shon Carson	TB	5-8	190	FR	HS	Scranton, S.C. (Lake City)
8	Sharrod Golightly	SS	5-10	185	FR	RS	Decatur, Ga. (Southwest DeKalb)
8	Martay Mattox	CB	6-1	192	FR	HS	Athens, Ga. (Clarke Central)
8	Shamier Jeffery	WR	6-1	208	FR	HS	St. Matthews, S.C. (Calhoun County)
9	Ace Sanders	WR	5-7	175	SO	1L	Brandenton, Fla. (Manatee)
10	Nick Jones	WR	5-9	188	FR	RS	Moore, S.C. (Byrnes)
10	Cadarious Sanders	CB	6-0	184	FR	RS	LaGrange, Ga. (Troup County)
11	Lamar Scruggs	WR	6-3	218	SO	1L	Jacksonville Beach, Fla. (Fletcher)
11	Brison Williams	FS	5-10	206	FR	PG	Warner Robins, Ga. (Northside/Fork Union)
12	C.C. Whitlock	CB	5-10	178	SR	3L	Chester, S.C. (Chester)
12	Andrew Clifford	QB	6-2	212	SO	SQ	Tampa, Fla. (Wharton)
13	Seth Strickland	QB	6-2	194	JR	1L	Laurens, S.C. (Laurens)
14	Connor Shaw	QB	6-1	204	SO	1L	Flowery Branch, Ga. (Flowery Branch)
15	Jimmy Legree	FS	5-11	185	SO	1L	Beaufort, S.C. (Beaufort)
15	Austin Hails	QB	6-2	215	FR	HS	Collinsville, Ill. (Collinsville)
16	Payton Brady	TE	6-3	226	JR	SQ	Lincolnton, N.C. (East Lincoln/ Charleston Southern/Campbell)
17	Dylan Thompson	QB	6-3	213	FR	RS	Boiling Springs, S.C. (Boiling Springs)
17	Angelo Watley	LB	5-1	225	FR	HS	Lawrenceville, Ga. (Peachtree Ridge)
18	Jay Wooten	PK	6-3	204	SR	1L	Laurinburg, N.C. (Scotland County/UNC)
18	Cedrick Cooper	LB	6-2	207	FR	HS	Lithonia, Ga. (Lithonia)
19	Tanner McEvoy	QB	6-6	207	FR	HS	Hillsdale, N.J. (Bergen Catholic)
20	Matt O'Brien	SPR	6-0	188	SO	SQ	New Milford, N.J. (Bergen Catholic)
20	Edward Muldrow	LB	6-3	190	FR	HS	Snellville, Ga. (South Gwinnett)
21	DeVonte Holloman	SS	6-2	232	JR	2L	Charlotte, N.C. (South Pointe)
21	Marcus Lattimore	TB	6-0	232	SO	1L	Duncan, S.C. (Byrnes)
22	Brandon Wilds	TB	6-1	223	FR	HS	Blythewood, S.C. (Blythewood)
23	Bruce Ellington	WR	5-9	197	FR	RS	Moncks Corner, S.C. (Berkeley)
24	Quin Smith	LB	6-1	238	JR	2L	Lenoir, N.C. (Hibriten)
24	Josh Hinch	TB	5-7	183	SR	SQ	Knoxville, Tenn. (Austin-East/ MidAmerica Nazarene)
25	Kadetrax Marcus	FS	6-1	183	FR	HS	Stone Mountain, Ga. (Stephenson)
26	Antonio Allen	SPR	6-2	202	SR	2L	Ocala, Fla. (Trinity Catholic/Fork Union)
27	Victor Hampton	CB	5-10	187	FR	RS	Darlington, S.C. (Darlington)
28	Eric Baker	TB	6-0	208	JR	2L	Jacksonville, Fla. (White/Fork Union)
29	Chaun Gresham	LB	6-2	265	SO	1L	Auburn, Ga. (Apalachee)
30	Corey Addison	SS	6-0	204	SO	1L	Jacksonville, Fla. (Andrew Jackson)
31	Kenny Miles	TB	5-10	193	JR	2L	Lawrenceville, Ga. (Brookwood)
32	Reginald Bowers	LB	6-2	248	JR	1L	Holly Springs, N.C. (Garner)
33	Damario Jeffery	SPR	6-3	237	JR	2L	Columbia, S.C. (Columbia)
34	Mason Harris	DE	6-3	208	FR	HS	Fort Oglethorpe, Ga. (Ridgeland)
34	Joshua Blue	TB	5-6	178	FR	HS	Tatum, S.C. (Marlboro County)
35	Ben Harvey	CB	5-9	176	FR	HS	Columbia, Md. (Our Lady of Good Counsel)
36	D.J. Swearingen	FS	5-10	208	JR	2L	Greenwood, S.C. (Greenwood)
39	Marty Markett	CB	5-10	162	SR	1L	York, S.C. (York)
40	Billy Byrne	FB	5-11	235	SO	SQ	Palm Harbor, Fla. (East Lake)
40	Josh Woods	FS	5-10	180	SO	TR	Spartanburg, S.C. (Gaffney/ South Carolina State)

No.	Name	Pos.	Ht.	Wt.	Yr.	Exp.	Hometown (High/Last School)
41	Connor McLaurin	FB	6-0	227	FR	RS	Raleigh, N.C. (Garner)
42	Travian Robertson	DT	6-4	303	SR	3L	Laurinburg, N.C. (Scotland County)
43	Qua Gilchrist	LB	6-1	244	JR	SQ	Abbeville, S.C. (Abbeville/Butler Co. CC)
43	Jacob Baker	TB	5-9	191	JR	1L	Ridgeland, S.C. (Thomas Heyward Academy)
44	Gerald Dixon	DE	6-2	271	FR	HS	Rock Hill, S.C. (South Pointe)
45	Rodney Paulk	LB	6-0	242	SR	3L	Columbia, S.C. (Richland Northeast)
46	Dalton Wilson	FB	6-0	227	JR	2L	Williston, S.C. (Williston-Elko)
47	Landon Ard	P/K	5-10	175	FR	HS	Rock Hill, S.C. (South Pointe)
48	Matt Coffee	FB	5-11	230	SO	1L	Mary Esther, Fla. (Fort Walton Beach)
48	Marcquis Roberts	SPR	6-0	218	FR	HS	Powder Springs, Ga. (McEachern)
49	Joey Scribner-Howard	P/K	6-0	210	SR	SQ	Irmo, S.C. (Dutch Fork/Carson-Newman)
50	A.J. Cann	OG	6-3	299	FR	RS	Bamberg, S.C. (Bamberg-Ehrhardt)
51	Kenny Robinson	FS	5-9	178	FR	HS	Hilton Head Island, S.C. (Hilton Head)
52	Phillip Dukes	DT	6-3	300	FR	HS	Manning, S.C. (Manning)
54	Shaq Wilson	LB	5-11	223	JR	2L	Jacksonville, Fla. (First Coast)
55	T.J. Johnson	OC	6-5	316	JR	2L	Aynor, S.C. (Aynor)
57	Aldrick Fordham	DT	6-3	274	JR	2L	Jamestown, S.C. (Timberland)
58	Ryland Culbertson	OG	6-4	252	FR	RS	Laurens, S.C. (Laurens Academy)
59	Coleman Harley	LS	6-2	265	FR	HS	Aiken, S.C. (South Aiken)
60	Terrence Campbell	OG	6-3	296	SR	2L	Austell, Ga. (South Cobb)
61	Travis Ford	OC	6-3	278	SO	SQ	Fork, S.C. (Lake View/Coastal Carolina)
62	Davis Moore	LS	6-0	216	SO	SQ	Buford, Ga. (Mill Creek/Emory & Henry)
62	Ronald Patrick	OG	6-1	302	SO	SQ	Cocoa, Fla. (Cocoa)
68	Kyle Nunn	OT	6-6	295	SR	3L	Sumter, S.C. (Sumter)
70	Byron Jerideau	DT	6-1	319	JR	1L	Green Pond, S.C. (Colleton County/Fort Scott CC)
70	Kyle Harris	OG	6-3	273	FR	HS	Silver Creek, Ga. (Pepperell)
71	Brandon Shell	OT	6-6	322	FR	HS	Goose Creek, S.C. (Goose Creek)
72	Kenny Davis	OG	6-3	318	JR	1L	Newberry, S.C. (Newberry)
73	Rokeyous Watkins	OT	6-4	340	SR	1L	Fairburn, Ga. (Creekside/Georgia Military)
74	Kaleb Broome	OG	6-6	326	JR	TR	Aiken, S.C. (Aiken/Georgia Military)
75	Will Sport	OG	6-5	282	FR	HS	Milton, Fla. (Pace)
76	Mike Matulis	OT	6-5	274	FR	HS	Boynton Beach, Fla. (Park Vista)
78	Cody Gibson	OT	6-6	284	FR	RS	Tallahassee, Fla. (Lincoln)
80	K.J. Brent	WR	6-3	180	FR	HS	Waxhaw, N.C. (Marvin Ridge)
81	Adam Yates	PK	6-1	213	JR	1L	Sparks, Md. (Hereford)
81	Rory Anderson	TE	6-5	207	FR	HS	Powder Springs, Ga. (McEachern)
82	D.L. Moore	WR	6-4	203	JR	2L	Bowling Green, Ky. (Bowling Green)
83	Zach Broome	WR	6-2	201	FR	TR	Richmond Hill, Ga. (Richmond Hill/ Armstrong Atlantic State)
84	Mike Williamson	P	6-1	188	SO	TR	Norway, S.C. (Orangeburg Prep/ Columbia University)
85	Patrick Fish	P	5-11	193	FR	RS	Shelby, N.C. (Burns)
85	Riley Gallaher	WR	6-1	175	FR	HS	Apex, N.C. (Garner)
86	Blair Lowery	WR	6-0	180	JR	SQ	Irmo, S.C. (Dutch Fork)
87	Justice Cunningham	TE	6-3	265	JR	2L	Pageland, S.C. (Central)
88	Drew Owens	TE	6-5	241	FR	HS	Charlotte, N.C. (Ardrey Kell)
89	Corey Simmons	TE	6-4	260	FR	RS	Lawrenceville, Ga. (Greater Atlanta Christian)
90	Chaz Sutton	DE	6-4	250	SO	1L	Savannah, Ga. (Jenkins/Fork Union)
91	Walker Inabinet	LS	5-10	199	JR	1L	Columbia, S.C. (Hammond School)
92	Byron McKnight	DE	6-5	235	SR	3L	Laurinburg, N.C. (Scotland County)
93	Deon Green	DT	6-3	266	FR	HS	Windermere, Fla. (Olympia)
94	Corey Robinson	DT	6-8	350	FR	RS	Havelock, N.C. (Havelock)
95	Gerald Dixon Jr.	DT	6-3	311	FR	HS	Rock Hill, S.C. (Northwestern)
96	Jamal Hall	DE	6-2	216	SO	TR	Lodson, S.C. (Fort Dorchester/ Brevard College)
97	J.T. Surratt	DT	6-2	297	FR	RS	Winston-Salem, N.C. (Parkland)
98	Devin Taylor	DE	6-7	260	JR	2L	Beaufort, S.C. (Beaufort)
99	Kelcy Quarles	DT	6-4	271	FR	PG	Hodges, S.C. (Greenwood/Fork Union)



**Offense**

<b>WR</b>	1	Alshon Jeffery	6-4	229	JR-2L	St. Matthews, S.C.
	6	DeAngelo Smith	6-0	193	SO-SQ	Kingsland, Ga.
	11	Lamar Scruggs	6-3	218	SO-1L	Jacksonville Beach, Fla.
<b>WR</b>	9	Ace Sanders	5-7	175	SO-1L	Bradenton, Fla.
	23	Bruce Ellington	5-9	197	FR-RS	Moncks Corner, S.C.
	<b>OR</b> 3	Damiere Byrd	5-9	161	FR-HS	Sicklerville, N.J.
<b>WR</b>	4	Jason Barnes	6-4	214	SR-3L	Charlotte, N.C.
	82	D.L. Moore	6-4	203	JR-2L	Bowling Green, Ky.
	<b>OR</b> 10	Nick Jones	5-9	188	FR-RS	Moore, S.C.
<b>LT</b>	73	Rokevious Watkins	6-4	340	SR-1L	Fairburn, Ga.
	76	Mike Matulis	6-5	274	FR-HS	Boynton Beach, Fla.
<b>LG</b>	50	A.J. Cann	6-3	299	FR-RS	Bamberg, S.C.
	70	Kyle Harris	6-3	273	FR-HS	Silver Creek, Ga.
<b>C</b>	55	T.J. Johnson	6-5	316	JR-2L	Aynor, S.C.
	61	Travis Ford	6-3	278	SO-SQ	Fork, S.C.
<b>RG</b>	60	Terrence Campbell	6-3	295	SR-2L	Austell, Ga.
	67	Ronald Patrick	6-1	302	SO-SQ	Cocoa, Fla.
<b>RT</b>	76	Mike Matulis	6-5	274	FR-HS	Boynton Beach, Fla.
	78	Cody Gibson	6-6	284	FR-RS	Tallahassee, Fla.
<b>TE</b>	87	Justice Cunningham	6-3	265	JR-2L	Pageland, S.C.
	81	Rory Anderson	6-5	207	FR-HS	Powder Springs, Ga.
<b>QB</b>	14	Connor Shaw	6-1	204	SO-1L	Flowery Branch, Ga.
	17	Dylan Thompson	6-3	213	FR-RS	Boiling Springs, S.C.
	12	Andrew Clifford	6-2	212	SO-SQ	Tampa, Fla.
<b>FB</b>	46	Dalton Wilson	6-0	227	JR-2L	Williston, S.C.
	41	Connor McLaurin	6-0	227	FR-RS	Raleigh, N.C.
<b>TB</b>	22	Brandon Wilds	6-1	223	FR-HS	Blythewood, S.C.
	31	Kenny Miles	5-10	193	JR-2L	Lawrenceville, Ga.
	28	Eric Baker	6-0	208	JR-2L	Jacksonville, Fla.

**Defense**

<b>DE</b>	98	Devin Taylor	6-7	260	JR-2L	Beaufort, S.C.
	90	Chaz Sutton	6-4	250	SO-1L	Savannah, Ga.
	92	Byron McKnight	6-5	235	SR-3L	Laurinburg, N.C.
<b>DT</b>	42	Travian Robertson	6-4	303	SR-3L	Laurinburg, N.C.
	70	Byron Jerideau	6-1	319	JR-1L	Green Pond, S.C.
	97	J.T. Surratt	6-2	297	FR-RS	Winston-Salem, N.C.
<b>DT</b>	99	Kelcy Quarles	6-4	271	FR-PG	Hodges, S.C.
	57	Aldrick Fordham	6-3	274	JR-2L	Jamestown, S.C.
<b>DE</b>	6	Melvin Ingram	6-2	276	SR-3L	Hamlet, N.C.
	7	Jadeveon Clowney	6-6	254	FR-HS	Rock Hill, S.C.
<b>MLB</b>	<b>OR</b> 54	Shaq Wilson	5-11	223	JR-2L	Jacksonville, Fla.
	45	Rodney Paulk	6-0	242	SR-3L	Columbia, S.C.
	43	Qua Gilchrist	6-1	244	JR-SQ	Abbeville, S.C.
<b>MLB</b>	<b>OR</b> 32	Reginald Bowers	6-2	248	JR-1L	Holly Springs, N.C.
	24	Quin Smith	6-1	238	JR-2L	Lenoir, N.C.
<b>SPUR</b>	26	Antonio Allen	6-2	202	SR-2L	Ocala, Fla.
	33	Damario Jeffery	6-3	237	JR-2L	Columbia, S.C.
	8	Sharrod Golightly	5-10	185	FR-RS	Decatur, Ga.
<b>CB</b>	5	Stephon Gilmore	6-1	193	JR-2L	Rock Hill, S.C.
	27	Victor Hampton	5-10	187	FR-RS	Darlington, S.C.
<b>SS</b>	21	DeVonte Holloman	6-2	232	JR-2L	Charlotte, N.C.
	11	Brison Williams	5-10	206	FR-PG	Warner Robins, Ga.
	8	Sharrod Golightly	5-10	185	FR-RS	Decatur, Ga.
<b>FS</b>	36	D.J. Swearingen	5-10	208	JR-2L	Greenwood, S.C.
	15	Jimmy Legree	5-11	185	SO-1L	Beaufort, S.C.
<b>CB</b>	12	C.C. Whitlock	5-10	178	SR-3L	Chester, S.C.
	39	Marty Market	5-10	162	SR-1L	York, S.C.

**Specialists**

<b>KO</b>	18	Jay Wooten	6-3	204	SR-1L	Laurinburg, N.C.
	49	Joey Scribner-Howard	6-0	210	SR-SQ	Irmo, S.C.
<b>PK</b>	18	Jay Wooten	6-3	204	SR-1L	Laurinburg, N.C.
	49	Joey Scribner-Howard	6-0	210	SR-SQ	Irmo, S.C.
<b>P</b>	49	Joey Scribner-Howard	6-0	210	SR-SQ	Irmo, S.C.
	18	Jay Wooten	6-3	204	SR-1L	Laurinburg, N.C.
<b>H</b>	13	Seth Strickland	6-2	194	JR-1L	Laurens, S.C.
	<b>OR</b> 23	Bruce Ellington	5-9	197	FR-RS	Moncks Corner, S.C.
<b>KR</b>	<b>OR</b> 27	Victor Hampton	5-10	187	FR-RS	Darlington, S.C.
	5	Stephon Gilmore	6-1	193	JR-2L	Rock Hill, S.C.
<b>PR</b>	9	Ace Sanders	5-7	175	SO-1L	Bradenton, Fla.
	5	Stephon Gilmore	6-1	193	JR-2L	Rock Hill, S.C.
<b>LS</b>	91	Walker Inabinet	5-10	199	JR-1L	Columbia, S.C.
	62	Davis Moore	6-0	216	SO-SQ	Buford, Ga.



### Offense

<b>WR</b>	1	Alshon Jeffery (6-4, 229, Jr.-2L)	School record-holder in receiving yards and 1 TD shy of matching record for TD receptions, held by Sidney Rice. Standout in the Garnet & Black Spring game... caught 3 passes for 22 yards in limited duty.
	6	DeAngelo Smith (6-0, 193, So.-SQ)	Played in 5 games including 1 start versus Navy.
	11	Lamar Scruggs (6-3, 218, So.-1L)	2nd-leading receiver... took a punt to the house against East Carolina... son of former FSU standout Tracy Sanders.
<b>WR</b>	9	Ace Sanders (5-7, 175, So.-1L)	Freshman All-SEC selection as the all-purpose back... also plays point guard for the Carolina basketball team.
	23	Bruce Ellington (5-9, 161, Fr.-RS)	True freshman who may be the team's fastest player... represented the USA in an international track meet in HS.
	3	Damiere Byrd (5-9, 161, Fr.-HS)	5th-year senior who has played in 50 games during his career... owns 64 career catches for 778 yards.
<b>WR</b>	4	Jason Barnes (6-4, 214, Sr.-3L)	Junior receiver who has 32 career receptions for 315 yards with 4 touchdowns.
	82	D.L. Moore (6-4, 203, Jr.-2L)	Redshirt freshman caught a dozen passes for 143 yards... longest reception was 34 yards against Navy.
	10	Nick Jones (5-9, 188, Fr.-RS)	1st-team All-SEC selection in 2011... began the season at right tackle and later moved to the left side.
<b>LT</b>	73	Rokeyious Watkins (6-4, 340, Sr.-1L)	True freshman who was considered a redshirt candidate but made 4 starts, including the last 3 at right tackle.
	76	Mike Matulis (6-5, 274, Fr.-HS)	Freshman All-SEC selection... only freshman on the squad to start every game.
<b>LG</b>	50	A.J. Cann (6-3, 299, Fr.-RS)	True freshman who saw action in 3 games with his most working coming in the Kentucky win.
	70	Kyle Harris (6-3, 273, Fr.-HS)	Has started every game over the past 3 seasons, including the last 2 seasons at center.
<b>C</b>	55	T.J. Johnson (6-5, 316, Jr.-2L)	Walk-on who is listed as the number two center on the depth chart... played in 3 contests.
	61	Travis Ford (6-3, 278, So.-SQ)	6th-year senior... one of four team captains... graduated in May with a degree in retailing.
<b>RG</b>	60	Terrence Campbell (6-3, 295, Sr.-2L)	Sophomore offensive lineman who played in eight contests... saw more playing time as the season progressed.
	67	Ronald Patrick (6-1, 302, So.-SQ)	True freshman who was considered a redshirt candidate but made 4 starts, including the last 3 at right tackle.
<b>RT</b>	76	Mike Matulis (6-5, 274, Fr.-HS)	Redshirt freshman who gained valuable experience, starting four games at right tackle.
	78	Cody Gibson (6-6, 284, Fr.-RS)	Excellent blocking tight end... caught 17 passes in 2011 after logging just 9 in his first two campaigns.
<b>TE</b>	87	Justice Cunningham (6-3, 265, Jr.-2L)	True freshman who had 3 of his 7 pass receptions go for touchdowns... averaged 23.9 yards per catch.
	81	Rory Anderson (6-5, 207, Fr.-HS)	7-1 as a starting quarterback... completed 66.2 percent of his passes... accounted for 19 touchdowns.
<b>QB</b>	14	Connor Shaw (6-1, 204, So.-1L)	2nd-team quarterback who saw action in 3 contests... carried 5 times for 16 yards and completed 2-of-2 passes.
	17	Dylan Thompson (6-3, 213, Fr.-RS)	Completed both of his passes for 23 yards and a touchdown against Kentucky this season.
	12	Andrew Clifford (6-2, 212, So.-SQ)	Walk-on who is an excellent blocker... named to the Capital One 2nd-team Academic All-America squad.
<b>FB</b>	46	Dalton Wilson (6-0, 227, Jr.-2L)	True freshman who began the season as the 5th team running back... posted 3 100-yard rushing efforts in 5 starts.
<b>TB</b>	22	Brandon Wilds (6-1, 223, Fr.-HS)	Saw limited time due to a wrist injury, but carried 21 times for 71 yards in the win over Clemson.
	31	Kenny Miles (5-10, 193, Jr.-2L)	Missed the 2010 season with a knee injury... had a 42-yard pass reception in the 2009 Outback Bowl game.
	28	Eric Baker (6-0, 208, Jr.-2L)	

### Defense

<b>DE</b>	98	Devin Taylor (6-7, 260, Jr.-2L)	2010 All-SEC first-team performer... honorable mention in 2011... has 14.5 career sacks and 25.0 tackles for loss.
	90	Chaz Sutton (6-4, 250, So.-1L)	Third-year player who saw action in every game... logged 13 tackles including 3.5 tackles for loss.
	92	Byron McKnight (6-5, 235, Sr.-3L)	5th-year senior who played both defensive end and tackle... graduated in May with criminal justice degree.
<b>DT</b>	42	Travian Robertson (6-4, 303, Sr.-3L)	Senior leader and team captain... one of most respected players on the squad... has degree in criminal justice.
	70	Byron Jerideau (6-1, 319, Jr.-1L)	Used in short-yardage situations... made a brief appearance midseason at offensive guard.
	97	J.T. Surratt (6-2, 297, Fr.-RS)	Played in 3 contests making a pair of tackles.
<b>DT</b>	99	Kelcy Quarles (6-4, 271, Fr.-PG)	True freshman defensive lineman who started each of the final 5 games... credited with 25 tackles.
	57	Aldrick Fordham (6-3, 274, Jr.-2L)	Started each of the first 6 games... credited with 9 tackles on the season.
<b>DE</b>	6	Melvin Ingram (6-2, 276, Sr.-3L)	AFC and Walter Camp 1st-team All-American... has scored 3 TDs this season... leads team with 8.5 sacks.
	7	Jadeveon Clowney (6-6, 254, Fr.-HS)	SEC Freshman of the Year... ranked among the SEC leaders in sacks, tackles for loss and fumbles forced.
<b>MLB</b>	54	Shaq Wilson (5-11, 223, Jr.-2L)	Junior who returned to the lineup after missing most of 2010 with a hamstring injury... 4th on the team in tackles.
	45	Rodney Paulk (6-0, 242, Sr.-3L)	6th-year senior has played in more games (56) than anyone else in school history... degree is in marine science.
	43	Qua Gilchrist (6-1, 244, Jr.-SQ)	Has seen limited action... former junior college standout at Butler County CC in Kansas.
<b>WLB</b>	32	Reginald Bowens (6-2, 248, Jr.-1L)	Stayed healthy for the first time in his career and started 7 games... had 11 tackles against Auburn.
	24	Quin Smith (6-1, 238, Jr.-2L)	Junior linebacker who made 4 starts... 6 of his 46 tackles were in the backfield.
<b>SPUR</b>	26	Antonio Allen (6-2, 202, Sr.-3L)	2nd-team All-SEC selection... only player in the SEC in the top 10 in tackles, INTs, fumble forced and recovered.
	33	Damario Jeffery (6-3, 237, Jr.-2L)	Local Columbia product... suffered a high ankle sprain late in the season... has made 4 career starts.
	8	Sharrod Golightly (5-10, 185, Fr.-RS)	Redshirt freshman who was used primarily on special teams... had a tackle for loss in the win over Florida.
<b>CB</b>	5	Stephon Gilmore (6-1, 193, Jr.-2L)	Third-team AP All-American in 2010... has started every game at cornerback since stepping foot on campus.
	27	Victor Hampton (5-10, 187, Fr.-RS)	Redshirt freshman who played in 9 games... had an interception against Kentucky... also could return kickoffs.
<b>SS</b>	21	DeVonte Holloman (6-2, 232, Jr.-2L)	Moved back to the safety position after starting the season at spur... has 4 career INTs, 2 against Clemson.
	11	Brison Williams (5-10, 206, Fr.-PG)	True freshman who joined the squad in January... projected possible starter who broke his arm early in fall camp.
	8	Sharrod Golightly (5-10, 185, Fr.-RS)	Redshirt freshman who was used primarily on special teams... had a tackle for loss in the win over Florida.
<b>FS</b>	36	D.J. Swearingen (5-10, 208, Jr.-2L)	Hard-hitting safety who had 73 tackles and tied for the team lead with 3 interceptions.
	15	Jimmy Legree (5-11, 185, So.-1L)	Very athletic defensive back... started each of the first 2 games... also used on special teams.
<b>CB</b>	12	C.C. Whitlock (5-10, 178, Sr.-3L)	Experience senior cornerback... had 3 interceptions in 2011, including 2 against Auburn.
	39	Marty Markett (5-10, 162, Sr.-1L)	Former collegiate track athlete who earned All-America honors in that sport... also the "gunner" on special teams.



**Associated Press**

**FIRST TEAM  
Offense**

- WR Jarius Wright, Arkansas
- WR Da'Rick Rogers, Tennessee
- OL Barrett Jones, Alabama
- OL Will Blackwell, LSU
- OL Cordy Glenn, Georgia
- OL Rokevious Watkins, S. Carolina**
- OC William Vlachos, Alabama
- TE Orson Charles, Georgia
- QB Tyler Wilson, Arkansas
- RB Trent Richardson, Alabama
- RB Michael Dyer, Auburn
- PK Caleb Sturgis, Florida
- AP Joe Adams, Arkansas

**FIRST TEAM  
Defense**

- DT Fletcher Cox, Mississippi State
- DT Malik Jackson, Tennessee
- DE Melvin Ingram, S. Carolina**
- DE Sam Montgomery, LSU
- LB Jarvis Jones, Georgia
- LB Danny Trevathan, Kentucky
- LB Courtney Upshaw, Alabama
- CB Tyrann Mathieu, LSU
- CB Morris Claiborne, LSU
- S Mark Barron, Alabama
- S Bacarri Rambo, Georgia
- P Brad Wing, LSU

**SECOND TEAM  
Offense**

- WR Rueben Randle, LSU
- WR Alshon Jeffery, S. Carolina**
- OL Chris Faulk, LSU
- OL Alvin Bailey, Arkansas
- OL Larry Warford, Kentucky
- OL Gabe Jackson, Mississippi State
- OC Ben Jones, Georgia
- TE Philip Lutzenkirchen, Auburn
- QB Aaron Murray, Georgia
- RB Zac Stacy, Vanderbilt
- RB Marcus Lattimore, S. Carolina**
- RB Vick Ballard, Mississippi St.
- PK Drew Alleman, LSU
- AP Dennis Johnson, Arkansas

**SECOND TEAM  
Defense**

- DT Michael Brockers, LSU
- DT Josh Chapman, Alabama
- DE Corey Lemonier, Auburn
- DE Barkevious Mingo, LSU
- LB Dont'a Hightower, Alabama
- LB Chris Marve, Vanderbilt
- LB Jerry Franklin, Arkansas
- CB Dre Kirkpatrick, Alabama
- CB Johnthan Banks, Mississippi St.
- CB Casey Hayward, Vanderbilt
- S Antonio Allen, S. Carolina**
- S Winston Guy Jr., Kentucky
- S Eric Reid, LSU
- P Dylan Breeding, Arkansas

**HONORABLE MENTION**

- OL Kyle Fischer, Vanderbilt
- OL T-Bob Hebert, LSU
- OL Quentin Saulsberry

**HONORABLE MENTION**

- P Drew Butler, Georgia
- P Tyler Campbell, Mississippi
- DE Tim Fugger, Vanderbilt
- DT Jaye Howard, Florida
- DE Devin Taylor, South Carolina**
- S Tramain Thomas, Arkansas

**Offensive Player of the Year**

- RB Trent Richardson, Alabama

**Defensive Player of the Year**

- S Tyrann Mathieu, LSU

**Coach of the Year**

- Les Miles, LSU

**Freshman of the Year**

- RB Isaiah Crowell, Georgia

**SEC Coaches**

**FIRST TEAM  
Offense**

- TE Orson Charles, Georgia
- OL Barrett Jones, Alabama
- OL Will Blackwell, LSU
- OL Cordy Glenn, Georgia
- OL Alex Hurst, LSU
- OC William Vlachos, Alabama
- WR Jarius Wright, Arkansas
- WR Rueben Randle, LSU
- QB Tyler Wilson, Arkansas
- RB Trent Richardson, Alabama
- RB Michael Dyer, Auburn
- AP Joe Adams, Arkansas
- AP Chris Rainey, Florida
- PK Caleb Sturgis, Florida
- RS Joe Adams, Arkansas

**FIRST TEAM  
Defense**

- DL Melvin Ingram, S. Carolina**
- DL Sam Montgomery, LSU
- DL Corey Lemonier, Auburn
- DL Jake Bequette, Arkansas
- LB Dont'a Hightower, Alabama
- LB Courtney Upshaw, Alabama
- LB Jarvis Jones, Georgia
- DB Mark Barron, Alabama
- DB Tyrann Mathieu, LSU
- DB Morris Claiborne, LSU
- DB Bacarri Rambo, Georgia
- P Steven Clark, Auburn

**SECOND TEAM  
Offense**

- TE Philip Lutzenkirchen, Auburn
- OL Chance Warmack, Alabama
- OL Rokevious Watkins, S. Carolina**
- OL Brandon Mosley, Auburn
- OL Alvin Bailey, Arkansas
- OL Larry Warford, Kentucky
- OC Ben Jones, Georgia
- WR Da'Rick Rogers, Tennessee
- WR Marquis Maze, Alabama
- QB Aaron Murray, Georgia
- RB Zac Stacy, Vanderbilt
- RB Spencer Ware, LSU
- RB Marcus Lattimore, S. Carolina**
- AP Onterio McCalebb, Auburn
- PK Drew Alleman, LSU
- RS Marquis Maze, Alabama

**SECOND TEAM  
Defense**

- DL Tim Fugger, Vanderbilt
- DL Josh Chapman, Alabama
- DL Fletcher Cox, Mississippi State
- DL Jadeveon Clowney, S. Carolina**
- DL Malik Jackson, Tennessee
- LB Danny Trevathan, Kentucky
- LB Chris Marve, Vanderbilt
- LB Ryan Baker, LSU
- LB Jerry Franklin, Arkansas
- DB Winston Guy, Kentucky
- DB Casey Hayward, Vanderbilt
- DB Dre Kirkpatrick, Alabama
- DB Brandon Boykin, Georgia
- P Dylan Breeding, Arkansas
- P Brad Wing, LSU

**Offensive Player of the Year**

- RB Trent Richardson, Alabama

**Defensive Player of the Year**

- DB Morris Claiborne, LSU

**Special Teams Player of the Year**

- RS Joe Adams, Arkansas

**Freshman of the Year**

- DL Jadeveon Clowney, S. Carolina**

**Jacobs Blocking Trophy**

- OL Barrett Jones, Alabama

**Scholar-Athlete of the Year**

- OL Barrett Jones, Alabama

**Coach of the Year**

- Les Miles, LSU



**26** **Antonio Allen**  
 Spur  
 6-2 ♦ 202 ♦ Senior ♦ 2L  
 Ocala, Fla.  
 (Trinity Catholic/Fork Union)



**2011:** Senior spur who was named second-team All-SEC by the Associated Press...has appeared in 39 games, making 30 career starts... was the only player in the SEC to rank among the league's top 10 in tackles, interceptions, fumbles forced and fumble recoveries... team's leading tackler with 81 stops... started all 11 games in which he played... did not play in the Arkansas contest due to a sprained neck... had four games with 10 or more tackles... recorded a career-high 16 tackles in the season opener versus East Carolina... scored his second touchdown of the season on an interception return against Georgia... recorded six tackles, one of them for a loss, in the win in Athens... led the team with 10 tackles against Navy... also had an interception and a forced fumble vs. the Midshipmen... recovered his third fumble of the year on a play that resulted in Melvin Ingram scoring a touchdown in the win over Vanderbilt... notched his third interception of the year and logged 13 tackles against Auburn... picked up 10 more tackles in the win at Mississippi State including a tackle for loss... after sitting out the Arkansas contest, rebounded with a seven tackle performance vs. Florida, including a tackle for loss... logged five tackles, including one for loss, and forced a fumble in The Citadel game... had a team leading seven tackles in the regular season finale vs. Clemson... graduated in December with a degree in African American studies.

**2010:** Earned a spot on *Phil Steele's* fourth-team All-SEC squad... played in 12 contests, starting 11 games at Spur position... despite missing the first two games with hamstring injury, still finished second on the squad with 70 tackles... logged 10.5 tackles for loss, second on the squad, and 2.5 sacks... totaled just four tackles combined through the first four games, then did not have fewer than five tackles in any of the final 10 contests... forced a fumble on his first career sack vs. Alabama... had seven stops in win over Tennessee, including 4.0 tackles for loss and 1.5 sacks... also forced a fumble on a sack that led to a Carolina touchdown... had a then-career-high eight tackles vs. Arkansas... had seven stops including 2.5 tackles for loss at Florida... intercepted his first career pass and returned it 37 yards for a touchdown in win over Clemson... also had six tackles, a pass breakup and a quarterback hurry vs. Tigers... his efforts earned him the Ernest Brooks MVP Award for the defense... led team and matched his career best with eight tackles in the SEC Championship Game vs. Auburn... also credited with four quarterback hurries in the game.

**2009:** Moved to the Spur position during fall camp... played in 12 games, starting eight... had three tackles and a pass break up in the season opener at NC State... made his first career start against Florida Atlantic, responding with a season-high seven tackles... did not play against Ole Miss due to a slight concussion... started each of the next four games and the final three contests... collected 35 tackles including 22 solo stops... had six tackles including five solo stops in the bowl loss to UConn.

**2008:** Enrolled at Carolina in January after spending the fall at prep school in Fork Union Military Academy and went through spring drills... played strong safety in the spring and had a look at the "Sam" linebacker spot in the fall... saw limited action, playing in four games – UAB, Ole Miss, Kentucky and Iowa – while focusing on academics... notched five tackles, two against UAB and three vs. the Hawks.

Allen's Statistics											
Year	GP/GS	UT	AT	TT	TFL	QBS	INT	PBU	QBH	FF	FR
2008	4/0	2	3	5	0.0-0	0.0-0	0	0	0	0	0
2009	12/8	22	13	35	0.0-0	0.0-0	0	2	0	0	0
2010	12/11	38	32	70	10.5-37	2.5-17	1	4	7	2	1
2011	11/11	50	31	81	8.5-27	0.0-0	3	2	2	4	3
<b>Total</b>	<b>39/30</b>	<b>112</b>	<b>79</b>	<b>191</b>	<b>19.0-64</b>	<b>2.5-17</b>	<b>4</b>	<b>8</b>	<b>9</b>	<b>6</b>	<b>4</b>

**81** **Rory Anderson**  
 Tight End  
 6-5 ♦ 207 ♦ Freshman ♦ HS  
 Powder Springs, Ga.  
 (McEachern)




**2011:** True freshman who was impressive in his first season in the Garnet & Black... played in all 12 games, starting two... had just seven catches but three went for touchdowns (the second-highest total on the squad)... logged 167 receiving yards, a gaudy average of 23.9 yards per catch... recorded the first catch of his collegiate career against Vanderbilt for two yards... also snagged a 19-yard pass from Stephen Garcia in that contest... earned his first career start vs. Kentucky and responded with a 46-yard pass from Connor Shaw... snagged his first career touchdown on a 23-yard connection with Shaw vs. Tennessee, sealing the win... caught his second touchdown on a 20-yard strike in the win over The Citadel... caught two passes for 57 yards and his third touchdown of the year in the win over archrival Clemson... included was a career-long 55-yard reception.

Anderson's Statistics						
Year	GP/GS	Rec	Yds	Avg	TD	Long
2011	12/2	7	167	23.9	3	55

Anderson's Single-Game Highs	
Receptions .....	2, twice: Vanderbilt & Clemson, 2011
Yards Receiving.....	57, Clemson, 2011
Long Reception .....	55, Clemson, 2011
Touchdown Receptions .....	1, 3 times



**4** **Jason Barnes**  
 Wide Receiver  
 6-4 ♦ 214 ♦ Senior ♦ 3L  
 Charlotte, N.C.  
 (Independence)



**2011:** Senior who has been a fixture in the receiving corps... has played in 50 games, making 20 starts... made the start in the season opener against East Carolina... caught four passes in his final season for 48 yards, all coming in the win over Navy... did not play in four games during the middle part of the season... started each of the final two games against The Citadel and Clemson... owns 64 career receptions for 778 yards, an average of 12.2 yards per catch... has two career touchdowns, both coming at Ole Miss in 2008... graduated in December.

**2010:** Played in all 14 games... totaled six catches for 63 yards... caught two passes for 24 yards in win at Vanderbilt... also had two catches for 14 yards in win vs. Troy... member of the SEC Academic Honor Roll.

**2009:** Played in all 13 games, starting seven times... caught 26 passes for 287 yards, an average of 11.0 yards per catch... logged a season-high six receptions for 46 yards at Alabama.

**2008:** Ranked fourth on the team with 27 receptions for 346 yards, 12.8 yards per catch... scored two touchdowns... started nine games... made his first start of the season against UAB... responded with three catches for 46 yards... had his best game as a Gamecock at Ole Miss when he caught seven passes for 76 yards and a pair of touchdowns... caught four passes for a career-best 88 yards, all in the fourth quarter, in the come-from-behind win at Kentucky... also had three catches against LSU and three catches at Clemson... had five catches in the Outback Bowl against Iowa... named the Most Improved Wide Receiver during spring drills.



**2007:** Saw action each of the first four games of the season, including his first career start at LSU... caught his only pass of the season, a 34-yard reception, against South Carolina State... injured his left foot in the loss to LSU and spent most of the remainder of the season on crutches... gained a medical redshirt.

### Barnes' Statistics

Year	GP/GS	Rec	Yds	Avg	TD	Long
2007	4/1	1	34	34.0	0	34
2008	12/9	27	346	12.8	2	38
2009	13/7	26	287	11.0	0	22
2010	14/0	6	63	10.5	0	16
2011	7/3	4	48	12.0	0	14
<b>Total</b>	<b>50/20</b>	<b>64</b>	<b>778</b>	<b>12.2</b>	<b>2</b>	<b>38</b>



### Barnes' Single-Game Highs

Receptions ..... 7, Ole Miss, 2008  
 Yards Receiving..... 88, Kentucky, 2008  
 Long Reception ..... 38, Kentucky, 2008  
 Touchdown Receptions ..... 2, Ole Miss, 2008

**32** **Reginald Bowens**  
 Linebacker  
**6-2 ♦ 248 ♦ Junior ♦ 1L**  
**Holly Springs, N.C.**  
**(Garner)**



**2011:** Stayed healthy for the first time in his career and turned in a solid campaign at linebacker... played in all 12 games, starting seven... recorded 41 tackles... started each of the first six contests and also earned the start against Arkansas... notched six tackles against East Carolina in his first collegiate start... also picked up his first fumble recovery as a Gamecock vs. the Pirates... logged a career-high 11 tackles against Auburn... forced his first career fumble against Kentucky... picked off his first pass in the win at Mississippi State... named the Most Improved Linebacker in the spring.

**2010:** Played in six games seeing limited action... did not participate in the spring after undergoing right shoulder surgery, but given full go at the start of fall camp... sprained his right knee early in fall camp and missed the season opener... suffered a hamstring injury midseason and missed several more contests... credited with one tackle in the Troy game.

**2009:** Redshirt freshman linebacker who saw limited action on special teams... credited with a pair of tackles in nine games... made his collegiate debut at NC State in the season opener... sprained his left knee in practice prior to the Georgia game and was sidelined for several weeks... had a tackle against Kentucky and against Arkansas... had right shoulder surgery following the season... was a member of the Fall SEC Academic Honor Roll.

**2008:** Missed the entire campaign after undergoing left shoulder surgery.

### Bowens' Statistics

Year	GP/GS	UT	AT	TT	TFL	QBS	INT	PBU	QBH	FF	FR
2009	9/0	2	0	2	0.0-0	0.0-0	0	0	0	0	0
2010	6/0	0	1	1	0.0-0	0.0-0	0	0	0	0	0
2011	12/7	26	15	41	0.5-2	0.0-0	1	0	0	1	1
<b>Total</b>	<b>27/7</b>	<b>28</b>	<b>16</b>	<b>44</b>	<b>0.5-2</b>	<b>0.0-0</b>	<b>1</b>	<b>0</b>	<b>0</b>	<b>1</b>	<b>1</b>

**3** **Damiere Byrd**  
 Wide Receiver  
**5-9 ♦ 161 ♦ Freshman ♦ HS**  
**Sicklerville, N.J.**  
**(Timber Creek)**



**2011:** True freshman who played in eight games, starting three... considered the fastest player on the squad... sat out the first four games due to an NCAA eligibility issue... caught just one pass for 16 yards, but also carried the ball nine times for 70 yards and had one kickoff return for 24 yards... started the first game in which he appeared against Auburn... had his first career rush (two yards) in that game... caught his first pass for 16 yards vs. Kentucky... also set a career high with a 21-yard rush on a flanker sweep against the Wildcats... had a 10-yard carry against Mississippi State... rushed twice for 15 yards at Tennessee... earned his second start at Arkansas... lone kickoff return came against The Citadel... rushed three times for 19 yards in the win over rival Clemson.

### Byrd's Statistics

-Rushing-						
Year	GP/GS	Att	Yds	Avg	TD	Long
2012	8/3	9	70	7.9	0	21
-Receiving-						
Year	GP/GS	Rec	Yds	Avg	TD	Long
2012	8/3	1	16	16.0	0	16
-Kick Returns-						
Year	GP/GS	No.	Yds	Avg	TD	Long
2012	8/3	1	16	16.0	0	16



### Byrd's Single-Game Highs

Carries ..... 3, Clemson, 2011  
 Yards Rushing ..... 21, Kentucky, 2011  
 Long Rush ..... 21, Kentucky, 2011  
 Receptions ..... 1, Kentucky, 2011  
 Yards Receiving ..... 16, Kentucky, 2011  
 Long Reception ..... 16, Kentucky, 2011

**60** **Terrence Campbell**  
 Offensive Guard  
**6-3 ♦ 296 ♦ Senior ♦ 2L**  
**Austell, Ga.**  
**(South Cobb)**



**2011:** Started every game at right guard for the Garnet and Black... named a team captain for the season, as voted on by the players... sixth-year player who has made 25 career starts... graduated in May with a degree in retailing.

**2010:** Fifth-year senior... played in 10 of 14 games with the bulk of his work coming on special teams... made two starts - vs. Furman and in the Chick-fil-A Bowl game against Florida State - subbing for Garrett Chisolm... earned the Everyday Effort Award for Offense in the spring.

**2009:** Fourth-year junior offensive lineman who started the first two games at left guard... suffered a neck/shoulder stinger and sat out the remainder of the season... granted his second medical redshirt.

**2008:** Became a mainstay at the right guard position... made his first career start in the fourth game of the season against Wofford... held the starting nod for a four-game stretch... did not start against LSU, but returned to the starting lineup the following week against Tennessee and remained there for the rest of the season, making nine starts overall.



**2007:** Listed as a defensive lineman entering the fall but changed his number from 81 to 60 when he was moved to the offensive line... played in one game, seeing action in the win over South Carolina State... did not practice during the spring of '07 while rehabbing a knee injury sustained early in the 2006 season.

**2006:** Redshirted as a true freshman after suffering a left knee injury early in camp that required season-ending surgery.

**50**  
**A.J. Cann**  
Offensive Guard  
6-3 ♦ 299 ♦ Freshman ♦ RS  
Bamberg, S.C.  
(Bamberg-Ehrhardt)

**2011:** Redshirt freshman who started every game at the left guard position... turned in a solid season, earning a spot on the SEC Coaches' All-Freshman team.

**2010:** Redshirted as a true freshman.

**7**  
**Jadeveon Clowney**  
Defensive End  
6-6 ♦ 254 ♦ Freshman ♦ HS  
Rock Hill, S.C.  
(South Pointe)

**2011:** True freshman who was named the SEC Freshman of the Year by the league's coaches... also named second-team All-SEC and was a member of the All-Freshman team according to the SEC coaches... credited with 32 tackles... was ninth in the SEC with 6.0 sacks, the only freshman in the top 20, and was tied for 14th with 10.0 tackles for loss... tied for third in the SEC and tied for eighth in the country with five forced fumbles... also had six quarterback hurries... played in all 12 games... started the season opener against East Carolina, becoming the first freshman to start on the defensive line since Travian Robertson in 2007... had seven tackles in his debut, adding a pass breakup and a QB hurry... recorded his first career sack at Georgia... forced the fumble against the Bulldogs that Melvin Ingram scooped and scored for the game-winning touchdown... forced two fumbles against Vanderbilt, including one that resulted in a TD by Melvin Ingram... picked up a sack, forced fumble, and two quarterback hurries in the win at Mississippi State... collected four tackles vs. Arkansas... logged his sixth sack of the season vs. Clemson

Year	GP/GS	UT	AT	TT	TFL	QBS	INT	PBU	QBH	FF	FR
2011	12/1	13	19	32	10.0-44	6.0-36	0	1	6	5	0

**87**  
**Justice Cunningham**  
Tight End  
6-3 ♦ 265 ♦ Junior ♦ 2L  
Pageland, S.C.  
(Central)

**2011:** Tight end who played in all 12 games for the Garnet and Black, starting eight... regarded as an outstanding blocker... caught 17 passes for 139 yards and a touchdown... caught his first pass of the season, a six-yarder, in the win at Georgia...

had three catches for 34 yards against Navy... had the best receiving game of his career vs. Kentucky when he caught five passes for 46 yards, including an 11-yard touchdown reception, the first scoring pass of his career... had a pair of catches at Mississippi State... caught a season long 16-yard pass in the win over Clemson... had a catch in each of the last seven games and in 10 of 12 games overall... has played in all 39 games over the past three seasons, making a dozen starts... has 26 receptions for 254 yards.

**2010:** Played in all 14 games... made a pair of starts, earning the nod against both Vanderbilt and Tennessee... caught seven passes for 92 yards... set a career high with 33 yards on two catches at Clemson, including a career-long 25-yard reception... also caught two passes for 31 yards vs. Arkansas... earned the Steve Sisk Outstanding Blocker Award in the spring.

**2009:** True freshman who quickly moved his way into the two-deep at tight end... also saw regular action on special teams... played in all 13 games, making a pair of starts... got the starting nod against Kentucky and Vanderbilt... had a pair of catches for 23 yards... had one catch for nine yards against South Carolina State and one catch for 14 yards against Tennessee.

Year	GP/GS	Rec	Yds	Avg	TD	Long
2009	13/2	2	23	11.5	0	14
2010	14/2	7	92	13.1	0	25
2011	12/8	17	139	8.2	1	16
<b>Total</b>	<b>39/12</b>	<b>26</b>	<b>254</b>	<b>9.8</b>	<b>1</b>	<b>25</b>



Receptions	5, Kentucky, 2011
Yards Receiving	46, Kentucky, 2011
Long Reception	25, Clemson, 2010
Touchdown Receptions	1, Kentucky, 2011

**23**  
**Bruce Ellington**  
Wide Receiver  
5-9 ♦ 197 ♦ Freshman ♦ RS  
Moncks Corner, S.C.  
(Berkeley)

**2011:** Two-sport athlete who played in every game this fall in his first football season, starting twice...also plays point guard on the basketball team... earned Freshman All-SEC honors as an all-purpose performer in football after earning Freshman All-SEC honors on the hardwood last winter... utilized in the "Wildcat" formation, as a wideout and as a kick returner... caught 17 passes for 211 yards, rushed 17 times for 106 yards, completed 3-of-4 passes for 27 yards and returned 18 kickoffs for a 21.7-yard average... had a season-long 35-yard kickoff return in the season opener against East Carolina... posted a 35-yard reception against Auburn... had three receptions for 60 yards vs. the Tigers... scored his first touchdown on a 61-yard scamper up the right sideline on a direct snap out of the "Wildcat" formation vs. Kentucky... named the SEC Co-Freshman of the Week for his performance at Mississippi State when he had 25 yards rushing, 24 yards passing and 32 yards receiving... made his first start at Arkansas... logged his best game vs. Clemson with three catches for 71 yards, including a 49-yard touchdown reception.



**Ellington's Statistics**

-Rushing-						
Year	GP/GS	Att	Yds	Avg	TD	Long
2011	12/2	17	106	6.2	1	61
-Receiving-						
Year	GP/GS	Rec	Yds	Avg	TD	Long
2011	12/2	17	211	12.4	1	49
-Passing-						
Year	GP/GS	Com-Att-Int	Pct.	Yds	TD	Long
2011	12/2	3-4-0	75.0	27	0	16
-Kick Returns-						
Year	GP/GS	No	Yds	Avg	TD	Long
2011	12/2	18	390	21.7	0	35



**Ellington's Single-Game Highs**

Carries	4, twice: Mississippi State & Florida, 2011
Yards Rushing	61, Kentucky, 2011
Long Rush	61, Kentucky, 2011
Touchdowns Rushing	1, Kentucky, 2011
Receptions	4, Mississippi State, 2011
Yards Receiving	71, Clemson, 2011
Long Reception	49, Clemson, 2011
Touchdowns Receiving	1, Clemson, 2011
Pass Attempts	3, Mississippi State, 2011
Pass Completions	2, Mississippi State, 2011
Passing Yards	24, Mississippi State, 2011
Long Kickoff Return	35, East Carolina, 2011

**Aldrick Fordham**

**57**  
**Defensive Tackle**  
**6-3 ♦ 274 ♦ Junior ♦ 2L**  
**Jamestown, S.C.**  
**(Timberland)**



**2011:** Played in 11 of 12 games starting six times... credited with nine tackles including seven solo stops... made his first career start at Georgia... started six consecutive contests... had a season-high three tackles against Navy... credited with a tackle for loss versus Vanderbilt... has played in 31 games in his career.

**2010:** Played in all 14 games... used primarily on special teams but also in certain defensive packages... logged 10 tackles... recorded a season-high three tackles vs. Southern Miss, playing significant snaps in the second half... recovered a fumble vs. Troy, leading to a Gamecock touchdown two plays later.

**2009:** True freshman defensive lineman... took the redshirt off for the SC State game and responded with four tackles... played in six games, primarily on special teams.

**Fordham's Statistics**

Year	GP/GS	UT	AT	TT	TFL	QBS	INT	PBU	QBH	FF	FR
2009	6/0	3	1	4	0.0-0	0.0-0	0	0	0	0	0
2010	14/0	5	5	10	0.0-0	0.0-0	0	0	0	0	1
2011	11/6	7	2	9	1.0-3	0.0-0	0	0	0	0	0
<b>Total</b>	<b>31/6</b>	<b>15</b>	<b>8</b>	<b>23</b>	<b>1.0-3</b>	<b>0.0-0</b>	<b>0</b>	<b>0</b>	<b>0</b>	<b>0</b>	<b>1</b>

**Cody Gibson**

**78**  
**Offensive Tackle**  
**6-6 ♦ 284 ♦ Freshman ♦ RS**  
**Tallahassee, Fla.**  
**(Lincoln)**



**2011:** Earned valuable experience...played in seven of the last nine games, starting four at the right tackle spot.... got the starting nod against Kentucky, Mississippi State, Tennessee and Arkansas... named the Most Improved Offensive Lineman in the spring.

**2010:** Petitioned for a medical redshirt as a true freshman... suffered a sprained left knee during preseason practice on August 9... played in the season opener against Southern Miss.

**Stephon Gilmore**

**5**  
**Cornerback**  
**6-1 ♦ 193 ♦ Junior ♦ 2L**  
**Rock Hill, S.C.**  
**(South Pointe)**



**2011:** Started every game at the cornerback position for the third-consecutive year... also saw limited action at punt returner and kickoff returner... tied for the team lead with three interceptions and has seven career picks... led the team with seven pass breakups... logged 41 tackles including 31 solo stops... returned four punts for seven yards and two kickoffs for 47 yards... recorded a season-high 10 tackles in the season opener against East Carolina... recovered a fumble and returned it 56 yards at Georgia... two of his four career fumble recoveries have come against the Bulldogs... intercepted his first pass of the year in the win over Vanderbilt... picked off his second pass in the Kentucky win... logged his third INT of the year at Tennessee... had six tackles at Arkansas and another four vs. Florida, including his first sack of the year... credited two quarterback hurries vs. Clemson... was a preseason Bednarik, Hornung, Lott, Nagurski and Thorpe award candidate and was a Playboy All-American and Phil Steele second-team All-American... named to Phil Steele's midseason third-team All-SEC unit... named the Harris Pastides Scholar-Athlete for football in the spring of 2011.

**2010:** Named third-team All-American by the Associated Press... selected first-team All-SEC by the league's coaches and by *Phil Steele*, and was a second-team All-SEC pick by the AP... named second-team All-Sophomore by *CollegeFootballNews.com*... named Midseason All-America Second Team and Midseason All-SEC First Team by *Phil Steele*... named preseason first-team All-SEC by both the league coaches and the media... preseason watch list candidate for the Thorpe and the Bednarik awards... named to the inaugural Paul Hornung Watch List, recognizing the nation's most versatile player... led the team with 79 tackles, including 6.0 for loss and 3.0 sacks... responsible for four opponent turnovers including three interceptions... took a pair of snaps at quarterback in the opener vs. Southern Miss... ran once for 14 yards and missed on his only pass attempt... recovered a Georgia fumble inside the Carolina 5-yard-line and returned it 13 yards to keep the Bulldogs out of the end zone... intercepted a pass and returned it 80 yards for a touchdown vs. Furman, his first career score... registered nine tackles including eight solo stops at Auburn with 1.0 tackle for loss... shared the team lead with nine tackles vs. Alabama, including a career-best 2.0 sacks... forced a fumble with a sack on the Arkansas goal line, which was recovered by Byron McKnight and returned for a touchdown... had an interception against Florida with a nine-yard return... led the team with seven tackles vs. Clemson... had his third interception of the season in the Chick-fil-A Bowl against Florida State... also completed his only pass of the year in that contest, a 29-yarder...



began the season as the primary punt returner... had nine returns for 47 yards (5.2 avg) with a long return of 19 yards... was one of only six players to earn first-team All-SEC honors by either the Associated Press or coaches and also be named to the Fall Academic Honor Roll.

**2009:** Enrolled in January and went through spring drills... earned Freshman All-America honors by *Phil Steele*, *CollegeFootballNews.com* and *Scout.com*... also named Freshman All-SEC by the league's coaches... started every game at cornerback... ranked fifth on the team with 56 tackles including 39 solo stops... had 6.0 tackles for loss including three sacks... had one interception and eight pass breakups... logged a season-high 10 tackles against Florida... also had eight stops against FAU and seven at Arkansas... forced a pair of fumbles and has recovered two fumbles... averaged 10.1 yards on 15 punt returns... returned a punt 75 yards for a touchdown at Tennessee, only to have it called back on a penalty that would not have affected the return... played quarterback in the "Wildcat" formation vs. Clemson... had 20 yards rushing on five carries and completed a 39-yard pass to Alshon Jeffery in leading the Gamecocks to a touchdown in his only series... earned the Ernest A. Brooks Memorial Award as the MVP of the Carolina-Clemson game.

**Gilmore's Defensive Statistics**

Year	GP/GS	UT	AT	TT	TFL	QBS	INT	PBU	QBH	FF	FR
2009	13/13	39	17	56	6.0-29	3.0-25	1	8	0	2	2
2010	14/14	66	13	79	6.0-27	3.0-23	3	2	2	1	1
2011	12/12	31	10	41	2.0-6	1.0-5	3	7	3	1	1
<b>Total</b>	<b>39/39</b>	<b>136</b>	<b>40</b>	<b>176</b>	<b>14.0-62</b>	<b>7.0-53</b>	<b>7</b>	<b>17</b>	<b>5</b>	<b>4</b>	<b>4</b>

**Gilmore's Offensive Statistics**

*-Passing-*

Year	GP/GS	Com-Att-Int	Pct.	Yds	TD	Long
2009	13/13	1-1-0	100.0	39	0	39
2010	14/14	1-2-0	50.0	29	0	29
2011	12/12	0-0-0	0.0	0	0	0
<b>Total</b>	<b>39/39</b>	<b>2-3-0</b>	<b>67.0</b>	<b>68</b>	<b>0</b>	<b>39</b>

*-Rushing-*

Year	GP/GS	Att	Yds	Avg	TD	Long
2009	13/13	5	20	4.0	0	8
2010	14/14	2	17	8.5	0	14
2011	12/12	0	0	0.0	0	0
<b>Total</b>	<b>39/39</b>	<b>7</b>	<b>37</b>	<b>5.3</b>	<b>0</b>	<b>14</b>

*-Punt Returns-*

Year	GP/GS	No	Yds	Avg	TD	Long
2009	13/13	15	152	10.1	0	35
2010	14/14	9	47	5.2	0	19
2011	12/12	4	7	1.8	0	4
<b>Total</b>	<b>39/39</b>	<b>28</b>	<b>206</b>	<b>7.4</b>	<b>0</b>	<b>35</b>

*-Kickoff Returns-*

Year	GP/GS	No	Yds	Avg	TD	Long
2009	13/13	0	0	0.0	0	0
2010	14/14	0	0	0.0	0	0
2011	12/12	2	47	23.5	0	26
<b>Total</b>	<b>39/39</b>	<b>2</b>	<b>47</b>	<b>23.5</b>	<b>0</b>	<b>26</b>



**27 Victor Hampton**  
**Cornerback**  
**5-10 ♦ 187 ♦ Freshman ♦ RS**  
**Darlington, S.C.**  
**(Darlington)**



**2011:** Played in nine games as a cornerback and kick returner... credited with a dozen tackles, one interception and three pass breakups... returned seven kickoffs for a 25.4 yard average... saw his first action for the Garnet and Black in the win over Vanderbilt... picked off a pass against Kentucky... had a season long 55-yard kick return at Arkansas.

**2010:** Redshirted as a true freshman.

**Hampton's Defensive Statistics**

Year	GP/GS	UT	AT	TT	TFL	QBS	INT	PBU	QBH	FF	FR
2011	9/0	9	3	12	0.0-0	0.0-0	1	3	0	0	0

**21 DeVonte Holloman**  
**Strong Safety**  
**6-2 ♦ 232 ♦ Junior ♦ 2L**  
**Rock Hill, S.C.**  
**(South Pointe)**



**2011:** Junior who began the season at spur but was moved to the strong safety slot after two games... finished fifth on the squad with 47 tackles despite missing two contests... had three tackles for loss and intercepted a pass... notched six tackles against Auburn... recorded a career-high nine tackles and a pass break up in the win at Mississippi State... logged eight more tackles in the win at Tennessee... suffered a concussion in the Arkansas game and did not play the following week against Florida... had five tackles and an interception in regular season finale against Clemson... started nine games in 2011 and has made 21 career starts.

**2010:** Played in all 14 games, starting 10 at strong safety... finished third on the team with 69 tackles... had two interceptions, one versus Southern Miss and another against Arkansas... made seven tackles in each of first two games – vs. Southern Miss and Georgia... also forced a fumble vs. Georgia... had six tackles in three straight games vs. Furman, Auburn and Alabama... posted a season-high eight tackles at Kentucky to share team lead... matched that season high with eight tackles in the Chick-fil-A Bowl against Florida State... named the Harris Pastides Scholar-Athlete Award winner at the 2010 spring game.

**2009:** Highly-touted newcomer who enrolled at Carolina in January 2009 and went through spring drills... one of three scholarship recruits, along with Jarvis Giles and Stephon Gilmore, to graduate from high school early and enroll in January... played in all 13 games making a pair of starts... credited with 30 tackles... made his collegiate debut at NC State in the season opener... made his first career start at Tennessee... also started at strong safety against Arkansas... picked off a pass against Clemson and returned it 54 yards, setting up a Gamecock touchdown... was a member of the Fall SEC Academic Honor Roll.

**Holloman's Statistics**

Year	GP/GS	UT	AT	TT	TFL	QBS	INT	PBU	QBH	FF	FR
2009	13/2	19	11	30	1.0-1	0.0-0	1	2	0	0	0
2010	14/10	53	16	69	2.0-2	0.0-0	2	3	0	1	0
2011	10/9	30	17	47	3.0-3	0.0-0	1	2	0	0	0
<b>Total</b>	<b>37/21</b>	<b>102</b>	<b>44</b>	<b>146</b>	<b>6.0-6</b>	<b>0.0-0</b>	<b>4</b>	<b>7</b>	<b>0</b>	<b>1</b>	<b>0</b>

**51 Walker Inabinet**  
**Long Snapper**  
**5-10 ♦ 199 ♦ Junior ♦ 1L**  
**Columbia, S.C.**  
**(Hammond School)**



**2011:** Completed his first season as the Gamecocks' short and deep snapper.

**2010:** Saw first action in the Troy game as he started as the deep snapper in place of injured Charles Turner... earned the Harold White GPA Award for special teams.

**2009:** Reserve deep snapper... did not see any game action.

**2008:** Redshirted as a true freshman.



6

### Melvin Ingram

Defensive End

6-2 ♦ 276 ♦ Senior ♦ 3L

Hamlet, N.C.

(Richmond County)



**2011:** The most decorated Gamecock in 2011... earned first-team All-America honors by AFCA and Walter Camp, earned first-team All-SEC accolades from the AP and the SEC Coaches, and was a semifinalist for the Bednarik and Lombardi awards... was a midseason first-team All-American by Phil Steele... earned three SEC Player of the Week honors... team captain who recorded 44 tackles, including 13.5 tackles for loss and 8.5 sacks (1.5 off the school record held by Andrew Provenge)... scored three touchdowns... intercepted two passes, had six quarterback hurries and a fumble recovery... tied for fourth in the SEC in sacks and tied for fifth in tackles for loss... recorded his first career interception against East Carolina... ran a fake punt 68 yards for a TD against Georgia... also scooped and scored on a fumble to seal the win in Athens... became just the third player since 2006 to score an offensive and defensive touchdown in the same game... honored by the SEC as Special Teams Player of the Week... had eight tackles in the win vs. Navy... scored his third touchdown of the year vs. Vanderbilt on a fumble recovery in the endzone... also logged a pair of sacks against the Commodores, earning SEC Defensive Player of the Week honors... honored again by the league after his 11-tackle, 3.5-sack, 1-interception performance against Auburn... saw limited action vs. Kentucky due to an ankle injury... ran a fake punt 19 yards against The Citadel... had a pair of sacks against Clemson... has played in 51 games in his career with 13 starts... ranks fourth on the school's sacks list with 20.0 behind Eric Norwood (29.0), Provenge (26.0) and John Abraham (23.5) and is tied for sixth in tackles for loss with 29.0.

**2010:** Played in all 14 games, making one start (Southern Miss)... Led the team with 9.0 sacks, ranking third in SEC and tying for the second-highest single season total in school history... was second on the squad with 11.0 tackles for loss among his 28 total stops... credited with half a sack on Georgia's final possession of the game... had two tackles, including a sack, in win over Furman... posted four tackles, including a sack and 1.5 tackles for loss, vs. Kentucky... had 2.0 sacks and 2.5 tackles for loss among four total stops against No. 1 Alabama... suffered a broken hand early in the game at Vanderbilt but returned to the contest... had 1.5 sacks vs. Tennessee... had two tackles vs. Florida, including the team's 33rd sack of the season which set a school record... had the team's only sack vs. Troy, forcing a fumble that led to a Gamecock touchdown... also had a sack in the Chick-fil-A Bowl.

**2009:** Redshirt sophomore who returned to active duty after sitting out the 2008 season while recovering from foot surgery... played in all 13 contests, starting one... credited with 18 tackles including 3.5 for loss and 1.5 sacks... logged a 12-yard sack against FAU... credited with five tackles in the win over Vanderbilt... moved to defensive end for the Florida game due to injuries... made his first career start in that contest and was credited with three tackles, including a half sack.

**2008:** Missed the entire season after breaking his foot off the field in the spring.

**2007:** Played in all 12 games as a linebacker, logging 15 tackles, including 13 solo stops... credited with a sack against Vanderbilt... gained 90 yards on his five kick returns, an average of 18.0 yards per return... had three kick returns against Kentucky for 59 yards... also had a season-high five tackles against the Wildcats.

### Ingram's Statistics

Year	GP/GS	UT	AT	TT	TFL	QBS	INT	PBU	QBH	FF	FR
2007	12/0	13	2	15	1.0-1	1.0-1	0	0	0	0	0
2008											
<b>Total</b>	<b>51/13</b>	<b>68</b>	<b>37</b>	<b>105</b>	<b>29.0-180</b>	<b>20.0-148</b>	<b>2</b>	<b>4</b>	<b>8</b>	<b>1</b>	<b>1</b>

1

### Alshon Jeffery

Wide Receiver

6-4 ♦ 229 ♦ Junior ♦ 2L

St. Matthews, S.C.

(Calhoun County)



**2011:** Junior team captain who earned second-team All-SEC accolades after leading the team with 45 receptions for 614 yards and seven touchdowns... ranked seventh in the SEC in receptions per game (3.8) and eighth in receiving yards per game (51.2)... has caught at least one pass in 35 straight games, the second-longest streak in school history... became the school's all-time leader in receiving yards with 2,894, surpassing Kenny McKinley's total of 2,781... had five catches for 92 yards in the season opener vs. East Carolina... recorded five catches for 85 yards at Georgia, including a touchdown... caught a season long 50-yard touchdown in the Auburn game... caught six balls for 95 yards and two scores against Kentucky... notched five catches including the game-winning TD grab at Mississippi State... had five catches for 81 yards and a score against The Citadel... also had a TD catch versus Clemson... has 11 100-yard receiving games, tying Sidney Rice for the school record... ranks second in school history in career receptions (177) and touchdown receptions (22)... was a preseason Playboy All-American, Phil Steele All-American, and was on the Biletnikoff, Walter Camp and Maxwell watch lists.

**2010:** One of three finalists for the Biletnikoff Award, presented to nation's top receiver... first-team All-America as selected by AFCA, FWAA, *Phil Steele* and *ESPN.com*... second-team All-America by Walter Camp, Associated Press, *Sports Illustrated* and *CollegeFootballNews.com*... unanimous first-team All-SEC selection... named All-Sophomore by *CollegeFootballNews.com*... set the single-season school records in both receptions (88) and receiving yards (1,517)... led the SEC in receiving yards per game (108.4) and was second in receptions per game (6.29)... had eight games with 100+ yards receiving... Had seven catches for 106 yards vs. Southern Miss... posted an almost identical line vs. Georgia with seven grabs for 103 yards... just missed a third-straight 100-yard game with 97 on five catches vs. Furman... had the fourth-best receiving game in Carolina history with 192 yards and two touchdowns on eight receptions at Auburn, including a 69-yard reception... logged a seven-catch, 127-yard performance against Alabama, including a highlight-reel one-handed grab on the sideline with a defender grabbing his jersey... hauled in a career-high nine passes for 158 yards at Vanderbilt, including a season-long 72-yard touchdown reception in the fourth quarter to seal the win... had three catches for 87 yards vs. Tennessee, including a 70-yard touchdown... missed another 100-yard game by one with seven catches for 99 yards vs. Arkansas... caught five passes for 123 yards in the first half vs. Troy... had a touchdown catch among five grabs for 141 yards in win over Clemson, earning Ernest Brooks Offensive MVP accolades... tied a career high with nine catches for 130 yards in the Chick-fil-A Bowl.

**2009:** First-team Freshman All-American as selected by the FWAA, *Phil Steele*, *Scout.com* and *CollegeFootballNews.com*... first-team SEC All-Freshman selected by the coaches... named fourth-team All-SEC by *Phil Steele*... played in all 13 games, starting the final seven... led the squad with 46 catches for 763 yards, 16.6 yards per catch... second on the team with six touchdowns... averaged 58.7 yards and 3.54 catches per game, the eighth and 10th best marks respectively in the SEC... was the only freshman in the top 10 in either category... recorded five catches for 56 yards through the first five games but had 41 catches (5.1/game) for 707 yards (88.4/game) over the final eight contests... caught his first TD pass, a 20-yarder, against SC State... named the SEC Freshman of the Week for his effort against Kentucky... caught seven passes for 138 yards and three touchdowns, including a spectacular one-handed grab in that contest... the three TD receptions tied for the second-highest single game mark in school history... earned his first start at Alabama... caught four passes for 83 yards, including a 52-yarder, against the Tide... logged a season-best 161 receiving yards in the win over Vanderbilt... had 118 yards receiving at Arkansas including a career-long 80-yard scoring catch.



**A. Jeffery's Statistics**

Year	GP/GS	Rec	Yds	Avg	TD	Long
2009	13/7	46	763	16.6	6	80
2010	14/14	88	1517	17.2	9	72
2011	12/11	45	614	13.6	7	50
<b>Total</b>	<b>39/32</b>	<b>179</b>	<b>2894</b>	<b>16.2</b>	<b>22</b>	<b>80</b>

**A. Jeffery's Single-Game Highs**

Receptions .....9, twice: Vanderbilt & Florida State, 2010  
 Yards Receiving.....192, Auburn, 2010  
 Long Reception .....80, Arkansas, 2009  
 Touchdown Receptions .....3, Kentucky, 2009  
 100-Yard Receiving Games.....11

**SEC Career Reception Yardage**

No.	PLAYER	SCHOOL	YEARS	YDS
1.	Terrence Edwards	UGA	1999-2002	3093
2.	Josh Reed	LSU	1999-2001	3001
3.	Boo Mitchell	Vandy	1985-1988	2964
4.	DJ Hall	Alabama	2004-2007	2923
5.	Craig Yeast	Kentucky	1995-1998	2899
6.	Alshon Jeffery	S. Carolina	2009-2011	2894

**A. Jeffery's Game-by-Game**

**2009**

Date	Opponent	Rec	Yds	TD
09/03	at NC State	1	5	0
09/12	at Georgia	0	0	0
09/19	vs FAU	2	24	0
09/24	vs Ole Miss	0	0	0
10/03	vs SC State	2	32	1
10/10	vs Kentucky	7	138	3
10/17	at Alabama	4	83	0
10/24	vs Vanderbilt	8	161	1
10/31	at Tennessee	4	54	0
11/07	at Arkansas	5	116	1
11/14	vs Florida	6	57	0
11/28	vs Clemson	4	65	0
01/02	Connecticut (Papajohns.com Bowl)	3	28	0

**2009 TOTALS 46 763 6**

**2010**

Date	Opponent	Rec	Yds	TD
09/02	vs So. Miss	7	106	0
09/11	vs Georgia	7	103	0
09/18	vs Furman	5	97	0
09/25	at Auburn	8	192	2
10/09	vs Alabama	7	127	2
10/16	at Kentucky	6	65	1
10/23	at Vanderbilt	9	158	1
10/30	vs Tennessee	3	87	1
11/06	vs Arkansas	7	99	0
11/13	at Florida	6	53	0
11/20	vs Troy	5	123	0
11/27	at Clemson	5	141	1
12/04	Auburn (SEC Championship)	4	36	1

**2010 TOTALS 88 1517 9**

**2011**

Date	Opponent	Rec	Yds	TD
09/03	East Carolina	5	92	0
09/10	at Georgia	5	85	1
09/17	vs Navy	2	35	0
09/24	vs Vanderbilt	2	34	0
10/01	vs Auburn	5	86	1
10/08	vs Kentucky	6	95	2
10/15	at Miss. State	5	24	1
10/29	at Tennessee	3	17	0
11/05	at Arkansas	3	19	0
11/12	vs Florida	2	17	0
11/19	vs The Citadel	5	81	1
11/26	vs Clemson	2	29	1
12/2	vs Nebraska (Capital One Bowl)			

**2011 TOTALS 45 614 7**

**33**

**Damarion Jeffery**  
 Spur  
 6-3 ♦ 237 ♦ Junior ♦ 2L  
 Columbia, S.C.  
 (Columbia)

**2011:** Saw action in 10 of 12 games... played the spur position behind senior Antonio Allen... also a key special teams contributor... credited with 13 tackles, including 10 solo stops... made the start at Arkansas when Allen was injured... responded with a season-high six tackles in that contest... suffered a high ankle sprain in The Citadel game and was not able to play against Clemson... has played in 36 games over the past three seasons making four starts.

**2010:** Split time at the Spur position with Antonio Allen... played in all 14 games, starting the first three vs. Southern Miss, Georgia and Furman... had a career game vs. Southern Miss with six tackles and a quarterback hurry... had three tackles in wins over Florida, Vanderbilt and Furman and in the loss at Auburn... forced a fumble in victory over Furman... had two stops in SEC Championship and recovered a Cam Newton fumble against Auburn... logged four tackles in the Chick-fil-A Bowl game against Florida State... named to the Academic All-District III first team by CoSIDA/ESPN... earned a spot on the SEC Fall Academic Honor Roll.

**2009:** True freshman who elected to stay in Columbia and play for the hometown Gamecocks... worked his way into a backup role at the Spur position... played in 12 of 13 games, collecting 15 tackles... only game in which he did not appear was the season opener at NC State... had a pair of tackles for loss, a quarterback hurry and a pass breakup... had a season-high three tackles against Ole Miss.

**D. Jeffery's Statistics**

Year	GP/GS	UT	AT	TT	TFL	QBS	INT	PBU	QBH	FF	FR
2009	12/0	10	5	15	2.0-2	0.0-0	0	1	1	0	0
2010	14/3	25	10	35	2.0-6	0.0-0	0	3	1	1	1
2011	10/1	10	3	13	0.5-2	0.0-0	0	1	0	0	0
<b>Total</b>	<b>36/4</b>	<b>45</b>	<b>18</b>	<b>63</b>	<b>4.5-10</b>	<b>0.0-0</b>	<b>0</b>	<b>5</b>	<b>2</b>	<b>1</b>	<b>1</b>

**70**

**Byron Jerideau**  
 Defensive Tackle  
 6-1 ♦ 319 ♦ Junior ♦ 1L  
 Green Pond, S.C.  
 (Colleton County/Fort Scott CC)

**2011:** Reserve defensive tackle who saw action in every game... credited with seven tackles... logged a sack in the win over Vanderbilt... recovered a fumble against Kentucky... moved to the offensive line for a few games in the middle of the year and saw action on both sides of the ball against Mississippi State.

**2010:** Appeared in seven games as a reserve defensive tackle... made 10 tackles during the season, including 3.0 for loss and 2.0 sacks... first tackle as a Gamecock was a sack in win over Furman... posted two tackles vs. Arkansas... made a season-high four tackles in win over Troy... also had a sack in win over Clemson.

**Jerideau's Statistics**

Year	GP/GS	UT	AT	TT	TFL	QBS	INT	PBU	QBH	FF	FR
2010	7/0	7	3	10	3.0-7	2.0-6	0	0	0	0	1
2011	12/0	4	3	7	1.5-6	1.5-6	0	0	0	0	1
<b>Total</b>	<b>19/0</b>	<b>11</b>	<b>6</b>	<b>17</b>	<b>4.5-13</b>	<b>3.5-12</b>	<b>0</b>	<b>0</b>	<b>0</b>	<b>0</b>	<b>2</b>

**55**

**T.J. Johnson**  
 Offensive Center  
 6-5 ♦ 316 ♦ Junior ♦ 2L  
 Aynor, S.C.  
 (Aynor)

**2011:** Three-year starter and leader of the offensive line... a mainstay at the center position... has started every game that he has played for the Gamecocks... on the Rimington Award watch list... one of three players named a Harold White GPA Award winner at the 2011 Garnet & Black Spring Game.

**2010:** Started all 14 games at center... named first-team All-SEC by *Rivals.com* and second team by *Phil Steele*... also named second-team All-Sophomore by *College-FootballNews.com*... rewarded with a game ball and was named the SEC Offensive Lineman of the Week following opening-game performance vs. Southern Miss when



he helped pave the way for a 224-yard rushing total... earned a spot on the SEC Fall Academic Honor Roll... given the Weight Room Effort Award in the spring.

**2009:** Redshirt freshman offensive lineman who earned Freshman All-SEC recognition by the league's 12 coaches... earned honorable mention Freshman All-America honors by *CollegeFootballNews.com*... earned his first start as the right guard in the season-opening win at NC State... became the only offensive lineman and one of just five players on the squad to start every game... named the Most Improved Offensive Lineman in the spring.

**2008:** Redshirted in his first season on the Carolina campus.

**10** **Nick Jones**  
Wide Receiver  
5-9 ♦ 188 ♦ Freshman ♦ RS  
Moore, S.C.  
(Byrnes)

**2011:** Redshirt freshman wide receiver who worked his way into the rotation... caught a dozen passes for 143 yards and a touchdown... averaged 11.9 yards per catch... made a pair of starts... recorded his first career catch in the season opener against East Carolina... connected on a key 34-yard completion, the longest of the season, in the win over Navy... grabbed his first career touchdown against Kentucky... logged a career high four catches in the win at Mississippi State.

**2010:** Redshirted in his first season on the Carolina campus.

Jones' Statistics						
Year	GP/GS	Rec	Yds	Avg	TD	Long
2011	10/2	12	143	11.9	1	34

Jones' Single-Game Highs	
Receptions	4, Mississippi State, 2011
Yards Receiving	52, Navy, 2011
Long Reception	34, Navy, 2011
Touchdown Receptions	1, Kentucky, 2011



**15** **Jimmy Legree**  
Free Safety  
5-11 ♦ 185 ♦ Sophomore ♦ 1L  
Beaufort, S.C.  
(Beaufort)

**2011:** Earned the starting job at the free safety position after an excellent spring practice and solid fall camp... started each of the first two games... credited with eight tackles on the season... used primarily on special teams late in the season... had a season-high three tackles at Mississippi State.

**2010:** Played in 11 games as a reserve cornerback... recorded four tackles... had two tackles in his career debut vs. Southern Miss... also registered two tackles in win over Troy.

**2009:** Redshirted as a true freshman... worked with the scout team.

Legree's Statistics											
Year	GP/GS	UT	AT	TT	TFL	QBS	INT	PBU	QBH	FF	FR
2010	11/0	4	0	4	0.0-0	0.0-0	0	0	0	0	0
2011	12/2	2	6	8	0.0-0	0.0-0	0	0	0	0	0
<b>Total</b>	<b>23/2</b>	<b>6</b>	<b>6</b>	<b>12</b>	<b>0.0-0</b>	<b>0.0-0</b>	<b>0</b>	<b>0</b>	<b>0</b>	<b>0</b>	<b>0</b>

**39** **Marty Markett**  
Cornerback  
5-10 ♦ 162 ♦ Senior ♦ 1L  
York, S.C.  
(York)

**2011:** Senior cornerback who played in all 12 games, making six starts, splitting time with C.C. Whitlock... also used on special teams where he served as the team's top "gunner"... former track athlete who is considered one of the fastest players on the squad... credited with 26 tackles including 21 solo stops... had four tackles in the season opener against East Carolina... led the team with a career-high five tackles vs. Vanderbilt... has made seven career starts.

**2010:** Played in 11 games, including his first career start at Florida... credited with a dozen tackles and one pass breakup... played primarily on special teams throughout early part of the season but worked his way into the rotation at cornerback following stellar play on the punt coverage team... given a game ball for his special teams effort against Tennessee... saw his first extended action at cornerback vs. Arkansas and responded with a season-high four tackles... matched his season high with four tackles vs. Troy; also broke up a pass in the game... had an excellent spring when he was named the Outstanding Walk-On for the defense.

**2009:** Walk-on who joined the squad in August... missed most of the season after suffering a broken arm.

**2008:** Competed with the track & field team but did not play football.

**2007:** Enrolled at the University of South Carolina on a track scholarship.

Markett's Statistics											
Year	GP/GS	UT	AT	TT	TFL	QBS	INT	PBU	QBH	FF	FR
2007	—Did Not Participate in Football—										
2008	—Did Not Participate in Football—										
2009	0/0	0	0	0	0.0-0	0.0-0	0	0	0	0	0
2010	11/1	10	2	12	0.0-0	0.0-0	0	1	0	0	0
2011	12/6	21	5	26	0.0-0	0.0-0	0	1	0	0	0
<b>Total</b>	<b>33/7</b>	<b>31</b>	<b>7</b>	<b>38</b>	<b>0.0-0</b>	<b>0.0-0</b>	<b>0</b>	<b>2</b>	<b>0</b>	<b>0</b>	<b>0</b>

**76** **Mike Matulis**  
Offensive Tackle  
6-5 ♦ 274 ♦ Freshman ♦ HS  
Boynton Beach, Fla.  
(Park Vista)

**2011:** Saw very limited action in the first four games as the coaches considered redshirting the true freshman tackle... redshirt was taken off for good when senior starting left tackle Kyle Nunn suffered a season-ending back injury... made his first collegiate start at left tackle against Auburn... saw limited action again over the next three games, then moved into the starting right tackle slot for the Florida contest and held the starting job for the remainder of the season... made four starts overall.



**92**  
**Byron McKnight**  
Defensive End  
6-5 ♦ 235 ♦ Senior ♦ 3L  
Laurinburg, N.C.  
(Scotland County)

**2011:** Fifth-year senior defensive end... gives the Gamecocks an experienced reserve along the defensive line, having appeared in 44 games over the last four seasons... played in eight games in 2011, making four tackles... two of his tackles came in the season opener against East Carolina... graduated in May with a degree in criminal justice.

**2010:** Junior who played in 13 games in a backup role... credited with a pair of pass breakups and a quarterback hurry... scored his first career touchdown against Arkansas, recovering a fumble caused on a sack by Stephon Gilmore and returning it one yard for the score... had one tackle in season-opener vs. Southern Miss... named the Most Improved Defensive Lineman during the spring.

**2009:** Sophomore who was listed on the second team at defensive end behind Cliff Matthews... saw limited time appearing in 10 games... moved to the offensive side of the ball at tight end in the spring after playing defensive end in his first two seasons in Columbia, but returned to the D-line in the fall... recorded his lone tackle of the season against Ole Miss.

**2008:** Worked his way into a spot on the second team at defensive end and regular work in the rotation as a redshirt freshman... played in all 13 games... recorded seven tackles, including five solo stops... credited with 4.0 tackles for loss among his seven stops, including a pair of sacks... also had two quarterback hurries... recorded a 10-yard sack in the season-opening win over NC State in his first collegiate game... had 2.0 tackles for loss against Wofford... added a sack against Clemson.

**2007:** Redshirted during his true freshman campaign.

Year	GP/GS	UT	AT	TT	TFL	QBS	INT	PBU	QBH	FF	FR
2008	13/0	5	2	7	4.0-14	2.0-11	0	0	2	0	0
2009	10/0	1	0	1	0.0-0	0.0-0	0	0	0	0	0
2010	13/0	1	0	1	0.0-0	0.0-0	0	2	1	0	1
2011	8/0	0	4	4	0.0-0	0.0-0	0	1	0	0	0
<b>Total</b>	<b>44/0</b>	<b>7</b>	<b>6</b>	<b>13</b>	<b>4.0-14</b>	<b>2.0-11</b>	<b>0</b>	<b>3</b>	<b>3</b>	<b>0</b>	<b>1</b>

**31**  
**Kenny Miles**  
Tailback  
5-10 ♦ 193 ♦ Junior ♦ 2L  
Lawrenceville, Ga.  
(Brookwood)

**2011:** Tailback who has one year of eligibility remaining, but went through Senior Day ceremonies and graduated in December with a degree in criminal justice... began the season on the second team behind Marcus Lattimore... had just one carry through the first seven games while missing considerable time with a wrist injury... had just 18 carries for 66 yards in the first 11 games, then had a 21-carry, 71-yard effort in the season finale against Clemson, including a 28-yard burst, matching his career long... caught six passes on the season with three of those coming against the Tigers... had a career-long 23-yard reception at Arkansas... has made eight career starts with three 100-yard rushing games.

**2010:** Played in all 14 games... made one start at tailback vs. Vanderbilt in place of Marcus Lattimore, who missed the game with an ankle injury... carried the ball 40

times for 152 yards... replaced the injured Marcus Lattimore in the Chick-fil-A Bowl against Florida State and responded with his best game of the season, a 10-carry, 70-yard effort, including a 28-yard burst.

**2009:** Redshirt freshman tailback who led the squad with 117 carries for 626 yards, an average of 5.4 yards per carry... played in all 13 games, starting seven... logged three 100-yard rushing games... also had 21 catches for 137 yards... did not have any carries in the season-opener at NC State... took his first carries as a collegian against FAU and responded with 56 yards on five carries... left that game early with a shoulder injury... did the bulk of the work against Ole Miss, carrying 13 times for 52 yards against the Rebels, both team highs... carried 10 times for 60 yards including a 22-yard touchdown burst against SC State... had his first career 100-yard rushing game against Kentucky when he carried 17 times to reach the century mark exactly, with a long run of 26 yards... had his second career 100-yard rushing game against Vanderbilt when he toted the pigskin 18 times for 102 yards... also caught five passes out of the backfield for 27 yards in that contest... caught five passes for 44 yards against Tennessee... had his best game of the season when he rushed 17 times for 114 yards in the win over Clemson... had a long run of 22 yards in that contest... presented with the Harold White GPA Award for the offense in the spring.

**2008:** Redshirted as a true freshman

<b>-Rushing-</b>						
Year	GP/GS	Att	Yds	Avg	TD	Long
2009	13/7	117	626	5.4	1	26
2010	14/1	40	152	3.8	0	28
2011	8/0	39	137	3.5	0	28
<b>Total</b>	<b>35/8</b>	<b>196</b>	<b>915</b>	<b>4.7</b>	<b>1</b>	<b>28</b>
<b>-Receiving-</b>						
Year	GP/GS	Rec	Yds	Avg	TD	Long
2009	13/7	21	137	6.5	0	20
2010	14/1	3	15	5.0	0	7
2011	8/0	6	61	10.2	0	23
<b>Total</b>	<b>35/8</b>	<b>30</b>	<b>213</b>	<b>7.1</b>	<b>0</b>	<b>23</b>



Carries	21, Clemson, 2011
Yards Rushing	114, Clemson, 2009
Long Rush	28, twice: Florida State, 2010 and Clemson, 2011
Touchdowns Rushing	1, South Carolina State, 2009
Receptions	5, twice: Vanderbilt & Tennessee, 2009
Yards Receiving	44, Tennessee, 2009
Long Reception	23, Arkansas, 2011
Touchdowns Scored	1, South Carolina State, 2009
100+ Yard Rushing Games	3

**82**  
**D.L. Moore**  
Wide Receiver  
6-4 ♦ 203 ♦ Junior ♦ 2L  
Bowling Green, Ky.  
(Bowling Green)

**2011:** Junior wide receiver who played in 11 games, making one start... caught eight passes for 52 yards and a touchdown... caught two passes for 17 yards and a TD against Kentucky... also had two receptions at Mississippi State... had one reception in four other games... has played in 38 games over the past three seasons, making 13 starts.

**2010:** Played in all 14 games, starting 12... caught 17 passes for 164 yards and two touchdowns... caught first touchdown of season and second of his career in season-opener vs. Southern Miss, hauling in a 15-yard strike from Connor Shaw... caught a six-yard touchdown pass from Stephen Garcia in win over Furman... had a



career-high three receptions for 41 yards in win over Tennessee... caught two passes for 27 yards in win over Florida... equaled career high with three catches for 30 yards in SEC Championship vs. Auburn.

**2009:** Redshirt freshman wide receiver who saw action in all 13 games... caught seven passes for 99 yards and a touchdown... made his collegiate debut in the season opener at NC State... had his first catch, a 12-yard reception, at Georgia... hauled in a pair of passes for 44 yards, including a 35-yard scoring strike against Vanderbilt, his first career touchdown... caught a season-long 38-yard pass in the PapaJohns.com Bowl against Connecticut, setting up the Gamecock's lone score.

**2008:** Redshirted as a true freshman.

### Moore's Statistics

Year	GP/GS	Rec	Yds	Avg	TD	Long
2009	13/0	7	99	14.1	1	38
2010	14/12	17	164	9.6	2	20
2011	11/1	8	52	6.5	1	10
<b>Total</b>	<b>38/13</b>	<b>32</b>	<b>315</b>	<b>9.8</b>	<b>4</b>	<b>38</b>



### Moore's Single-Game Highs

Receptions .....3, Tennessee & Auburn (SEC), 2010  
 Yards Receiving..... 44, Vanderbilt, 2009  
 Long Reception ..... 38, Connecticut, 2009  
 Touchdowns Receiving..... 1, four times

## Ronald Patrick

Offensive Guard

67

6-1 ♦ 302 ♦ Sophomore ♦ SQ  
 Cocoa, Fla.  
 (Cocoa)



**2011:** Sophomore offensive lineman who moved back to his more familiar position of guard in the spring after spending last fall as the backup center behind T.J. Johnson... missed much of the spring after having surgery to remove a cyst behind his eye... played in eight of 12 games at the guard position... saw more action as the season progressed, playing in each of the last five contests.

**2010:** Saw limited action as a reserve offensive lineman... played in three contests, appearing in the Southern Miss, Arkansas and Troy games.

## Rodney Paulk

Linebacker

45

6-0 ♦ 242 ♦ Senior ♦ 3L  
 Columbia, S.C.  
 (Richland Northeast)



**2011:** Sixth-year senior linebacker who has appeared in more games (56) than any other player in school history... has made 28 career starts... one of two sixth-year players on the squad, along with offensive lineman Terrence Campbell... played in all 12 games in 2011, making five starts... ranked third on the team with 52 tackles... had a career-high 12 tackles in the win over The Citadel... also forced a fumble in that game... had five or more stops in three other contests... recovered a fumble against Florida... earned his degree in marine science.

**2010:** Played in all 14 games... recorded 32 total tackles including 23 solo stops... credited with 4.0 tackles for loss and 2.5 sacks... had a season-best five tackles at Auburn... recorded four tackles in games vs. Troy, Arkansas and Tennessee... fin-

ished with three tackles against Alabama, including a career-high 1.5 sacks... also had three stops vs. Southern Miss, Clemson, and Kentucky... named to the SEC Fall Academic Honor Roll.

**2009:** Junior linebacker who suffered a torn ACL in his right knee in the season opening win at NC State... logged six tackles prior to the season-ending injury... granted his second medical redshirt.

**2008:** Injured his knee in August... tried to play through it, but was not able to continue after seeing limited time in each of the first four games... credited with five tackles, including a tackle for loss... granted a medical redshirt.

**2007:** Ranked fourth on the squad with 64 tackles, including 41 solo stops... started all 12 games... recorded 4.5 tackles for loss, including a 10-yard sack at Georgia... had a season-high seven tackles against the Bulldogs and matched that total against LSU and at North Carolina... logged six stops against Vanderbilt, Arkansas and Clemson... named the Harold White GPA Award winner for the defense and the Everyday Effort Award winner for the defense following the spring drills.

**2006:** Earned second-team Freshman All-America honors from *Sporting News* and first-team Freshman All-SEC accolades from the coaches and *Sporting News*... started 10 of 13 games, the most starts of any of the freshmen, including nine of the last 10... credited with 36 tackles, including 26 solos... had 3.5 tackles for loss and a sack... recovered a fumble against FAU... had a season-high six stops vs. Wofford.

### Paulk's Statistics

Year	GP/GS	UT	AT	TT	TFL	QBS	INT	PBU	QBH	FF	FR
2006	13/10	26	10	36	3.5-13	1.0-8	0	0	0	0	1
2007	12/12	41	23	64	4.5-15	1.0-10	0	0	1	0	0
2008	4/0	3	2	5	1.0-2	0.0-0	0	0	0	0	0
2009	1/1	4	2	6	0.0-0	0.0-0	0	0	0	0	0
2010	14/0	23	9	32	4.0-15	2.5-8	0	1	2	0	0
2011	12/5	27	25	52	3.5-5	0.0-0	0	0	2	1	1
<b>Total</b>	<b>56/28</b>	<b>124</b>	<b>71</b>	<b>195</b>	<b>16.5-50</b>	<b>4.0-26</b>	<b>0</b>	<b>1</b>	<b>5</b>	<b>0</b>	<b>2</b>

## Kelcy Quarles

Defensive Tackle

99

6-4 ♦ 271 ♦ Freshman ♦ PG  
 Hodges, S.C.  
 (Greenwood/Fork Union)




**2011:** True freshman defensive end who joined the squad in the spring after spending the fall of 2010 at Fork Union Military Academy... really developed during the season as he grew accustomed to major college football... played in 11 of 12 games, starting each of the last five contests... recorded 25 tackles including 2.0 tackles for loss... added four quarterback hurries... had a season-high five tackles in the win over The Citadel... added four stops against both Auburn and Tennessee... father, Buddy, played at South Carolina from 1984-87 under Joe Morrison.

### Quarles' Statistics

Year	GP/GS	UT	AT	TT	TFL	QBS	INT	PBU	QBH	FF	FR
2011	11/5	13	12	25	2.0-6	0.0-0	0	0	4	0	0



**42** **Travian Robertson**  
**Defensive Tackle**  
**6-4 ♦ 303 ♦ Senior ♦ 3L**  
**Laurinburg, N.C.**  
**(Scotland County)**



**2011:** Fifth-year senior defensive tackle... one of four team captains... has played in 55 games as a Gamecock, the second-most in school history, one behind teammate Rodney Paulk... started all 12 games in 2011 and has made 30 career starts... seventh on the team with 45 tackles, tops among the defensive linemen... credited with 6.5 tackles for loss including a pair of sacks... had six tackles in the season opener against East Carolina... logged a season-best seven tackles against both Mississippi State and The Citadel... had sacks against Florida and Clemson... named the SEC Defensive Lineman of the Week for his efforts against the Gators... earned his degree in criminal justice in May... has made 19 career starts among his 43 games played over the past four seasons.

**2010:** Returned from season-ending injury in 2009 to help anchor one of the top defensive fronts in the SEC... earned fourth-team All-SEC accolades from *Phil Steele*... started all 14 contests... had 42 tackles, including 10.0 for loss and 4.0 sacks... recovered two fumbles and forced one... posted his first two career sacks in win over Furman while finishing with five total tackles and 3.0 tackles for loss... logged four tackles at Auburn... had a sack and 2.0 tackles for loss and forced a fumble at Kentucky... named third-team Midseason All-SEC by *Phil Steele*... had a career-high seven tackles in win over Vanderbilt... posted four tackles, including a sack, and recovered a fumble in win over Clemson... had five stops in the Chick-fil-A Bowl against Florida State... named to the SEC Fall Academic Honor Roll.

**2009:** Junior defensive tackle who was a key contributor early in the season before suffering a season-ending right knee injury against Ole Miss in Week 4... started each of the first four games... logged eight tackles including three each against NC State and Florida Atlantic... had one tackle for loss... received a medical redshirt season to regain the year of eligibility.

**2008:** Played in all 13 games... collected 17 tackles, including a pair of tackles for loss... had a career-high six tackles, including a tackle for loss against Clemson... forced a fumble against Tennessee and had a fumble recovery against Clemson.

**2007:** Played in all 12 games... credited with seven tackles, including four solo stops... had a pass break up and a quarterback hurry... was the only true freshman in the starting lineup for the season-opener against Louisiana-Lafayette.

Year	GP/GS	UT	AT	TT	TFL	QBS	INT	PBU	QBH	FF	FR
2007	12/1	4	3	7	0.0-0	0.0-0	0	1	1	0	0
2008	13/0	9	8	17	2.0-2	0.0-0	0	2	0	1	1
2009	4/4	5	3	8	1.0-1	0.0-0	0	0	0	0	0
2010	14/13	28	14	42	10.0-36	4.0-26	0	2	2	1	2
2011	12/12	22	23	45	6.5-20	2.0-11	0	0	4	0	0
<b>Total</b>	<b>55/30</b>	<b>68</b>	<b>51</b>	<b>119</b>	<b>19.5-59</b>	<b>6.0-37</b>	<b>0</b>	<b>5</b>	<b>7</b>	<b>2</b>	<b>3</b>

**9** **Ace Sanders**  
**Wide Receiver**  
**5-7 ♦ 175 ♦ Sophomore ♦ 1L**  
**Bradenton, Fla.**  
**(Manatee)**



**2011:** Speedy receiver and punt returner... was the team's second-leading receiver with 26 catches for 338 yards, an average of 13.0 yards per catch... returned 14

punts for 130 yards, 9.3 yards per return... scored two touchdowns in the season opener against East Carolina... caught a three-yard TD pass, then returned a punt 68 yards for a score... it was the first punt return for a touchdown for the Gamecocks since the 2003 season... made his first of seven career starts at Georgia... established a career high of 75 yards receiving against Vanderbilt... matched his career high with a 51-yard reception against the Commodores... logged five catches for 53 yards vs. Kentucky, tying a career high for receptions... named the Most Improved Wide Receiver in the spring.

**2010:** Named to Freshman All-SEC team by the coaches... played in all 14 games... was the team's fourth-leading receiver with 25 catches for 316 yards and two TDs... also rushed five times for 63 yards... had two catches for 47 yards and a 53-yard run against Southern Miss in the season opener, the longest Carolina rushing play in five years (at the time)... set a season-high with 70 yards on two catches vs. Kentucky... recorded a career-high five receptions for 54 yards in win over Vanderbilt... caught two passes - both for touchdowns - versus Troy, including a career-long 51-yard reception... emerged as Gamecocks' primary punt returner late in the season, returning nine punts for 16 yards... threw a three-yard touchdown pass to Stephen Garcia in the Chick-fil-A Bowl against Florida State.


-Receiving-						
Year	GP/GS	Rec	Yds	Avg	TD	Long
2010	14/0	25	316	12.6	2	51
2011	12/7	26	338	13.0	2	51
<b>Total</b>	<b>26/7</b>	<b>51</b>	<b>654</b>	<b>12.8</b>	<b>4</b>	<b>51</b>
-Rushing-						
Year	GP/GS	Att	Yds	Avg	TD	Long
2010	14/0	5	63	11.2	0	53
2011	12/7	1	0	0.0	0	0
<b>Total</b>	<b>26/7</b>	<b>6</b>	<b>63</b>	<b>10.5</b>	<b>0</b>	<b>53</b>
-Passing-						
Year	GP/GS	Com-Att-Int	Pct.	Yds	TD	Long
2010	14/0	1-1-0	100.0	3	1	3
2011	12/7	0-1-0	0.0	0	0	0
<b>Total</b>	<b>26/7</b>	<b>1-2-0</b>	<b>50.0</b>	<b>3</b>	<b>1</b>	<b>3</b>
-Punt Returns-						
Year	GP/GS	Att	Yds	Avg	TD	Long
2010	14/0	9	16	1.8	0	9
2011	12/7	14	130	9.3	1	68
<b>Total</b>	<b>26/7</b>	<b>23</b>	<b>146</b>	<b>6.4</b>	<b>1</b>	<b>68</b>

Receptions	5, twice: Vanderbilt, 2010 and Kentucky, 2011
Yards Receiving	75, Vanderbilt, 2011
Long Reception	51, twice: Troy, 2010 and Vanderbilt, 2011
Touchdowns Receiving	2, Troy, 2010
Rush Attempts	1, six times
Rushing Yards	53, Southern Miss, 2010
Long Rush	53, Southern Miss, 2010
Pass Attempts	1, twice: Florida State, 2010 and East Carolina, 2011
Pass Completions	1, Florida State, 2010
Passing Yards	3, Florida State, 2010
Touchdown Passes	1, Florida State, 2010





**49** **Joey Scribner-Howard**  
**Placekicker**  
**6-0 ♦ 210 ♦ Senior ♦ SQ**  
**Irmo, S.C.**  
**(Dutch Fork/Carson-Newman)**



**2011:** Senior who won the punting chores in the fall over redshirt freshman Patrick Fish... punted 47 times for a 38.9 yard average, ranking 10th in the SEC... placed 10 punts inside the 20 while having just two touchbacks... opponents averaged 7.9 yards on 14 returns... had seven punts of 50 yards or more, including a career-long 60-yarder at Mississippi State... logged a season-high seven punts in the Auburn loss... averaged a season-best 46.3 yards in the Vanderbilt game... did not punt against Navy or The Citadel.

**2010:** Served as the Gamecocks' kickoff specialist early in the season... appeared in five games... kicked off 17 times... put four kickoffs in the end zone for touchbacks.

**2009:** Joined the team in the spring... was not eligible in the fall as a transfer from Carson-Newman College.

**2007-08:** Earned two letters at Carson-Newman College in Jefferson City, Tenn... handled the kickoff duties... ranked fourth on the team with 31 points during the 2008 season... was 1-for-2 on field goal attempts and 28-of-32 on extra points... hit from 29 yards out against Tusculum... was 2-of-4 on extra point attempts in 2007.

**Scribner-Howard's Statistics**

*-Punting-*

Year	GP	No.	Yards	Avg.	Long	TB	FC	I20
2011	10	47	1828	38.9	60	2	14	10

**14** **Connor Shaw**  
**Quarterback**  
**6-1 ♦ 204 ♦ Sophomore ♦ 1L**  
**Flowery Branch, Ga.**  
**(Flowery Branch)**



**2011:** Sophomore signal-caller who finished the regular season with a 7-1 record as a starter... became just the third Gamecock quarterback since 1971 to start his career with four straight wins, joining Steve Taneyhill (1992) and Chris Smelley (2007)... was shaky in his debut against East Carolina, completing 3-of-9 passes for 21 yards and rushing seven times for 26 yards in one quarter of action... second career start came against Kentucky and he responded with an SEC Offensive Player of the Week performance, completing 26-of-39 passes for 311 yards and four touchdowns with no interceptions... the four touchdown passes was the most for a Gamecock quarterback since Blake Mitchell in 2006... completed 20-of-28 passes for 155 yards with one touchdown and two interceptions in his first road start at Mississippi State... was 10-of-18 for 87 yards with one touchdown and one interception at Tennessee, but also rushed 16 times for 64 yards and a score... completed 16-of-25 passes for 128 yards with an interception and ran for two scores at Arkansas before leaving the game with a concussion... rushed for 88 yards on 16 carries against Florida... had an efficient 16-of-18 performance, throwing for 217 yards and three touchdowns against The Citadel, and also rushed 11 times for 90 yards, including a career-long 60-yard TD run... named SEC Co-Offensive Player of the Week for his performance in the regular season finale against Clemson when he completed 14-of-20 passes for 210 yards and three touchdowns and ran 19 times for a career-high 107 yards... recorded his two longest completions off the season, a 49-yard TD strike to Bruce Ellington and a 55-yard bomb to Rory Anderson... for the season he completed 112-of-171 (65.5 percent) for 1,218 yards with 12 touchdowns and six interceptions... also rushed 116 times for 483 yards and seven scores.

**2010:** True freshman quarterback who graduated from high school early to enroll at South Carolina in the spring... quickly worked his way up the depth chart and entered the season listed on the second team behind Stephen Garcia... played in nine games... completed 69.7 percent of his passes (23-of-33) for 223 yards... was the team's fourth-leading rusher, gaining 165 yards on 32 carries... completed 4-of-5 passes for 32 yards and a touchdown and had seven carries for 31 yards in his first game vs. Southern Miss... went 4-for-5 for 42 yards and rushed four times for 22 yards vs. Furman... entered the Auburn game in the fourth quarter and went 4-for-8 for 70 yards and two interceptions... went 2-for-2 for 20 yards and had four carries for 23 yards vs. Arkansas... completed a season-high 5-of-8 attempts for 36 yards vs. Troy... played most of the fourth quarter in the SEC title game vs. Auburn, going 4-for-5 for 23 yards and also rushing six times for a season-high 49 yards.

**C. Shaw's Statistics**

*-Passing-*

Year	GP/GS	Com-Att-Int	Pct.	Yds	TD	Long
2010	9/0	23-33-2	69.7	223	1	21
2011	9/8	112-171-6	65.5	1218	12	55
<b>Totals</b>	<b>18/8</b>	<b>135-204-8</b>	<b>66.2</b>	<b>1441</b>	<b>13</b>	<b>55</b>

*-Rushing-*


Year	GP/GS	Att	Yds	Avg	TD	Long
2010	9/0	32	165	5.2	0	36
2011	9/8	116	483	4.2	7	60
<b>Totals</b>	<b>18/8</b>	<b>148</b>	<b>648</b>	<b>4.4</b>	<b>7</b>	<b>60</b>



**C. Shaw's Single-Game Highs**

Pass Attempts	39, Kentucky, 2011
Pass Completions	26, Kentucky, 2011
Passing Yards	311, Kentucky, 2011
Touchdown Passes	4, Kentucky, 2011
Long Pass	55, Clemson, 2011
Rushing Attempts	19, Clemson, 2011
Rushing Yards	107, Clemson, 2011
Long Rush	60, The Citadel, 2011
Rushing TDs	2, twice: Arkansas and Florida, 2011

**24** **Quin Smith**  
**Linebacker**  
**6-1 ♦ 238 ♦ Junior ♦ 2L**  
**Lenoir, N.C.**  
**(Hibriten)**



**2011:** Junior linebacker who split time with Reginald Bowens... played in 11 contests starting four games... sixth on the team with 46 tackles... collected 6.0 tackles for loss... led the team in tackles at Georgia with eight, tying a career high... recovered the first fumble of his career against Vanderbilt... led the team with six tackles in the win over Kentucky, including a tackle for loss.

**2010:** Played in all 14 games... recorded 49 tackles... forced two fumbles... had five tackles in the season opener vs. Southern Miss... led the team with seven tackles vs. Troy... notched three tackles against Clemson, including a big hit on QB Tajh Boyd to force a fumble... logged seven tackles in the SEC Championship against Auburn... credited with a career-high eight tackles in the Chick-fil-A Bowl versus Florida State.

**2009:** True freshman who was a regular contributor on special teams... played in 11 of 13 games... registered six tackles... snuffed out a fake punt attempt at Arkansas for a two-yard loss... also credited with a blocked punt in the Papajohns.com Bowl.

**Q. Smith's Statistics**

Year	GP/GS	UT	AT	TT	TFL	QBS	INT	PBU	QBH	FF	FR
2009	11/0	6	0	6	1.0-2	0.0-0	0	0	0	0	0
2010	14/0	29	20	49	2.0-3	0.0-0	0	0	1	2	0
2011	11/4	28	18	46	6.0-11	0.0-0	0	0	0	0	1
<b>Total</b>	<b>36/4</b>	<b>63</b>	<b>38</b>	<b>101</b>	<b>9.0-16</b>	<b>0.0-0</b>	<b>0</b>	<b>0</b>	<b>1</b>	<b>2</b>	<b>1</b>



**90**  
**Chaz Sutton**  
 Defensive End  
 6-4 ♦ 250 ♦ Sophomore ♦ 1L  
 Savannah, Ga.  
 (Jenkins/Fork Union)



**2011:** Third-year defensive end who played in all 12 games... got the starting nod in the Kentucky contest... credited with 13 tackles including nine solo stops... had 3.5 tackles for loss and a quarterback hurry... notched three tackles against both Navy and the Citadel.

**2010:** Appeared in seven games as a reserve defensive end... had biggest moment of Carolina career when, on the last play of the first half vs. Troy, he intercepted a pass and returned it 56 yards for a touchdown to give Carolina a 56-7 lead... credited with five tackles on the season... made three stops in season-opener vs. Southern Miss including a 15-yard tackle for loss.

**2009:** True freshman who saw action in four contests before suffering a left hamstring injury that kept him sidelined for the rest of the season... did not record any statistics... granted a medical redshirt... enrolled in January and went through spring drills. was a member of the Fall SEC Academic Honor Roll.

Year	GP/GS	UT	AT	TT	TFL	QBS	INT	PBU	QBH	FF	FR
2009	4/0	0	0	0	0.0-0	0.0-0	0	0	0	0	0
2010	7/0	4	1	5	1.0-15	1.0-15	1	0	0	0	0
2011	12/1	9	4	13	3.5-4	0.0-0	0	0	1	0	0
<b>Total</b>	<b>23/1</b>	<b>13</b>	<b>5</b>	<b>18</b>	<b>4.5-19</b>	<b>1.0-15</b>	<b>1</b>	<b>0</b>	<b>1</b>	<b>0</b>	<b>0</b>

**36**  
**D.J. Swearinger**  
 Free Safety  
 5-10 ♦ 208 ♦ Junior ♦ 2L  
 Greenwood, S.C.  
 (Greenwood)



**2011:** Junior safety who ranks second on the team in tackles with 73, including 51 solo stops... tied for the team lead with three interceptions... started all 12 games... played the first two games of the season at strong safety, before moving to play the free safety spot for the rest of the season... had seven tackles against both Georgia and Navy... logged his first interception of the year vs. Kentucky... had the best game of his Gamecock career at Mississippi State... named the SEC Co-Defensive Player of the Week after totaling a career-best 12 tackles and intercepting a pass in the waning minutes of the game to preserve the 14-12 win... had his third pick in as many games when he intercepted a Tennessee pass near the goal line... credited with nine tackles against Florida and eight more against The Citadel... has played in 39 games over the past three seasons making 20 starts... credited with 158 tackles and four interceptions.

**2010:** Played in all 14 games, starting eight... played both the free and strong safety positions... fourth on the team with 66 tackles, including 2.0 for loss... credited with five pass breakups... also returned four kickoffs for a 21.8 yard average... had four tackles and a forced fumble at Auburn... tied for the team lead with a season-best nine tackles in win over No. 1 Alabama in first career start... posted seven tackles including a tackle for loss at Kentucky... had seven tackles coming off the bench versus Arkansas... made first start at strong safety vs. Florida and had six tackles and a pass breakup... picked off a pass vs. Troy and returned it 22 yards for his first career touchdown... had five tackles in the game.

**2009:** Solid contributor as a true freshman defensive back... played in all 13 games... logged 19 tackles, including 13 solo stops... had one pass breakup and one quarterback hurry... had three tackles against Alabama and three at Arkansas.

Year	GP/GS	UT	AT	TT	TFL	QBS	INT	PBU	QBH	FF	FR
2009	13/0	13	6	19	0.0-0	0.0-0	0	1	1	0	0
2010	14/8	51	15	66	2.0-2	0.0-0	1	5	1	1	0
2011	12/12	51	22	73	0.5-1	0.0-0	3	3	0	0	0
<b>Total</b>	<b>39/20</b>	<b>115</b>	<b>43</b>	<b>158</b>	<b>2.5-3</b>	<b>0.0-0</b>	<b>4</b>	<b>9</b>	<b>2</b>	<b>1</b>	<b>0</b>

**98**  
**Devin Taylor**  
 Defensive End  
 6-7 ♦ 260 ♦ Junior ♦ 2L  
 Beaufort, S.C.  
 (Beaufort)



**2011:** Talented junior defensive end who started all 12 games, logging 37 tackles, including 28 solo stops... had 6.5 tackles for loss, including 5.0 sacks... credited with an interception, two pass breakups, six hurries and a pair of fumble recoveries... had a season-high nine tackles in the win over Navy... recorded a nine-yard sack against Vanderbilt... added sacks in three consecutive games against Mississippi State, Tennessee and Arkansas... added a sack in the regular season finale against Clemson... had fumble recoveries against Kentucky and Florida... was on the preseason Bednarik, Hendricks, Lombardi and Nagurski watch lists... has made 31 career starts with 111 tackles, 25.0 tackles for loss, 14.5 sacks and 19 quarterback hurries.

**2010:** Named first-team All-SEC by the Associated Press, *Phil Steele* and *Rivals.com*... named second-team All-SEC by the league's coaches... also was an All-Sophomore first-team selection by *CollegeFootballNews.com*... started all 14 games... had 46 tackles to lead the Gamecocks' defensive linemen... led the team and ranked eighth in the SEC with 13.0 tackles for loss... had 7.5 sacks, second on team and fourth in the SEC... led the team with eight pass breakups and 11 quarterback hurries... had five tackles in season-opener vs. Southern Miss... posted five tackles, including 2.0 sacks and 3.0 tackles for loss, in win over Georgia... had five stops, one sack and 2.5 tackle for loss vs. Kentucky... recorded four tackles, 3.0 for loss, and 2.0 sacks vs. Vanderbilt... scored his first career touchdown vs. Tennessee with a 24-yard interception return... also recovered two UT fumbles and had one tackle and a pass breakup, earning SEC Defensive Lineman of the Week accolades... logged a career-high seven stops in the Chick-fil-A Bowl against Florida State.


**2009:** Split time at defensive end with Clifton Geathers... earned third-team Freshman All-America honors by *CollegeFootballNews.com* and was a Freshman All-SEC performer according to the SEC coaches... played in 12 of the 13 games (did not dress against Florida due to a bruised sternum) and started each of the first five games... logged 28 tackles with 5.5 tackles for loss and a pair of sacks... also forced two fumbles... made his first start in Carolina's 7-3 win at NC State... on his first snap from scrimmage, he forced a fumble, which the Gamecocks recovered, leading to the game's only touchdown... blocked a punt on NC State's second possession... later forced another fumble... finished the game with six tackles, including a game-high 3.0 tackles for loss and a sack, earning SEC Defensive Lineman of the Week honors for his efforts... had four tackles each against SC State and Tennessee.

**2008:** Redshirted as a true freshman.

Year	GP/GS	UT	AT	TT	TFL	QBS	INT	PBU	QBH	FF	FR
2009	12/5	16	12	28	5.5-23	2.0-18	0	0	2	2	0
2010	14/14	33	13	46	13.0-53	7.5-39	1	8	11	0	2
2011	12/12	28	9	37	6.5-38	5.0-34	1	2	6	0	2
<b>Total</b>	<b>38/31</b>	<b>77</b>	<b>34</b>	<b>111</b>	<b>25.0-114</b>	<b>14.5-91</b>	<b>2</b>	<b>10</b>	<b>19</b>	<b>2</b>	<b>4</b>



**73 Rokevious Watkins**  
**Offensive Tackle**  
 6-4 ♦ 340 ♦ Senior ♦ 1L  
 Fairburn, Ga.  
 (Creekside/Georgia Military College)




**2011:** Senior leader on the offensive line... earned first-team All-SEC honors by the Associated Press and was a second-team pick by the league's 12 coaches... started all 12 games, the first five at right tackle and the final seven at left tackle following an injury to Kyle Nunn... named the SEC Offensive Lineman of the Week following the season-opening win against East Carolina... recorded eight knockdowns and four pancakes in the win... named to the preseason Outland Trophy watch list... a former junior college standout, has started each of the last 26 games for the Gamecocks.

**2010:** Started all 14 games... started first two games at right guard... moved to left guard for Furman game, but was back at right guard for start at Auburn... left the Furman game with a sprained right shoulder but returned to make the start at Auburn... held down the right guard position for the remainder of the campaign.

**2009:** Redshirted in his first season in Columbia following a transfer from GMC.

**12 C.C. Whitlock**  
**Cornerback**  
 5-10 ♦ 178 ♦ Senior ♦ 3L  
 Chester, S.C.  
 (Chester)



**2011:** Veteran cornerback playing in his final season in the Garnet & Black... saw action in all 12 games in 2011, making six starts... credited with 15 tackles... tied for the team lead with three interceptions and had three additional pass breakups... credited with four tackles in each of the first two games... had two interceptions against Auburn and added a pick in the following week's game against Kentucky... has appeared in 47 games over the past four seasons, making 16 starts... has five career interceptions.

**2010:** Played in all 14 games, making five starts at cornerback including each of the last three contests... had 21 tackles, including 17 solo stops... also broke up four passes... fell one short of a career high with five tackles in his first start vs. Southern Miss... picked off second career pass vs. Furman... had four tackles vs. Georgia... forced a fumble at Auburn... also started versus Arkansas.

**2009:** Sophomore cornerback who saw significant playing time... played in 12 of 13 games (missed the Florida Atlantic contest) starting five times... logged 16 tackles including 13 solo stops... had 2.5 tackles for loss... intercepted one pass and broke up three others... made his first collegiate start at cornerback against SC State... started and had his best game against Kentucky when he logged six tackles (five solos) including 1.5 tackles for loss... recorded his first career interception against Alabama... also started at Tennessee and at Arkansas.

**2008:** Enrolled at Carolina in January... went through spring drills... began the season at wide receiver but was moved to cornerback after the Wofford contest... played in nine games... saw his most extensive action against Florida, UAB and Clemson.

**Whitlock's Statistics**

Year	GP/GS	UT	AT	TT	TFL	QBS	INT	PBU	QBH	FF	FR
2008	9/0	1	0	1	0.0-0	0.0-0	0	1	0	0	0
2009	12/5	13	3	16	2.5-4	0.0-0	1	3	0	0	0
2010	14/5	17	4	21	0.0-0	0.0-0	1	4	0	1	0
2011	12/6	11	4	15	2.0-5	0.0-0	3	3	0	0	0
<b>Total</b>	<b>47/16</b>	<b>42</b>	<b>11</b>	<b>53</b>	<b>4.5-9</b>	<b>0.0-0</b>	<b>5</b>	<b>11</b>	<b>0</b>	<b>1</b>	<b>0</b>

**22 Brandon Wilds**  
**Tailback**  
 6-1 ♦ 223 ♦ Freshman ♦ HS  
 Blythewood, S.C.  
 (Blythewood)



**2011:** True freshman who burst on the scene after the devastating injury to Marcus Lattimore and proved to be an SEC-caliber back... began the fall camp listed as the fifth-string tailback... Injuries to Lattimore (knee), Shon Carson (knee), Kenny Miles (wrist) and Eric Baker (ankle) vaulted Wilds to the top of the heap... used primarily as a special teams performer early in the season, appeared in each of the first seven games, rushing 13 times for 75 yards, an average of 5.8 yards per carry... made his first career start at Tennessee... rushed 28 times for 137 yards, an average of 4.9 yards per carry, with a long of 24 yards against the Vols... also was the Gamecocks' leading receiver with three catches for 31 yards... He was held in check at Arkansas with 10 carries for just 21 yards, but scored his first collegiate touchdown... bounced back with his second 100-yard rushing game when he went for 120 yards on a career-high 29 carries against Florida... logged 109 yards and two TDs on 20 carries against The Citadel including a season-best 47-yard burst... finished the season with three 100-yard rushing games among his five starts... was second on the squad with 486 net yards rushing on 107 carries, an average of 4.5 yards per tote... scored three rushing touchdowns... also caught 15 passes for 136 yards, 9.1 yards per catch.

**Wilds' Statistics**


-Rushing-						
Year	GP/GS	Att	Yds	Avg	TD	Long
2011	12/5	107	486	4.5	3	47
-Receiving-						
Year	GP/GS	Rec	Yds	Avg	TD	Long
2011	12/5	15	136	9.1	0	20

**Wilds' Single-Game Highs**

Carries .....	29, Florida, 2011
Yards Rushing.....	137, Tennessee, 2011
Long Rush.....	47, Citadel, 2011
Touchdowns Rushing.....	2, Citadel, 2011
Receptions .....	4, twice: Arkansas and Citadel, 2011
Yards Receiving.....	55, Citadel, 2011
Long Reception .....	20, Citadel, 2011
100+-Yard Rushing Games .....	3



**11 Brison Williams**  
**Strong Safety**  
 5-10 ♦ 206 ♦ Freshman ♦ PG  
 Warner Robins, Ga.  
 (Northside/Fork Union)



**2011:** True freshman who enrolled at Carolina in the spring after spending last fall at For Union Military... penciled in as a possible starter entering the fall... suffered a broken arm during fall camp, which kept him sidelined for the first four weeks of the season... made his Gamecock debut against Auburn... played in seven contests... collected 10 tackles including seven solo stops... made the start against Florida replacing an injured DeVonte Holloman... had a pair of tackles against Auburn, Kentucky and Tennessee... named Most Improved among the safeties in the spring.

**Williams' Statistics**

Year	GP/GS	UT	AT	TT	TFL	QBS	INT	PBU	QBH	FF	FR
2011	7/1	7	3	10	0.0-0	0.0-0	0	0	0	0	0



**46**

**Dalton Wilson**  
Fullback  
6-0 ♦ 227 ♦ Junior ♦ 2L  
Williston, S.C.  
(Williston-Elko)

**2011:** Junior walk-on fullback who worked his way into regular duty... played in all 12 games, making seven starts... also used on special team... regarded as an excellent blocker... did not record any offensive statistics, but had two tackles on special teams... a finance and business economics major who is an outstanding student, earned a spot on the Capital One Academic All-America second team, as selected by the College Sports Information Directors of America... one of three recipients of the Harold White GPA Award at the 2011 Garnet & Black Spring Game.

**2010:** Played in all 14 games, primarily on special teams... saw limited action at fullback but did not record any offensive statistics... credited with five tackles... also had a pair of kickoff returns against Furman for 23 yards with a long of 12... named to the SEC Fall Academic Honor Roll.

**2009:** Walk-on who was listed as the backup fullback but only saw action on special teams... was moved from linebacker to fullback during the spring... named the Outstanding Walk-On for the offense during the spring... earned his first varsity letter.

**2008:** Redshirted as a true freshman linebacker... joined the team in August.

**54**

**Shaq Wilson**  
Linebacker  
5-11 ♦ 223 ♦ Junior ♦ 2L  
Jacksonville, Fla.  
(First Coast)

**2011:** Junior linebacker who returned to the lineup after sitting out the 2010 season with a hamstring injury... played in all 12 games, starting eight... ranks fourth on the squad with 50 tackles... had 4.0 tackles for loss including a sack... registered a season-high six tackles on four occasions - Georgia, Auburn, Florida and Clemson... recovered a fumble in the season opener against East Carolina... had a sack against Auburn and 2.0 tackles for loss in the Florida win... has made 20 career starts.

**2010:** Missed all but one game with hamstring injury suffered on the first day of preseason drills... credited with seven tackles and recovered two fumbles vs. Auburn... re-aggravated the injury and did not play again... petitioned for a medical redshirt.

**2009:** Sophomore linebacker who moved into the starting lineup when Rodney Paulk was injured in the season opener and became the squad's leading tackler... played in all 13 games making 11 starts... registered a team-leading 85 tackles, including 47 solo stops... logged double figures in tackles three times... had 3.5 tackles for loss and an interception... tied for the team-high with eight tackles in the season-opening win at NC State... made his first career start at Georgia... tied for the game high with 11 tackles against Alabama, including 1.5 tackles for loss... also picked off his first pass of the season and second of his career against the Crimson Tide... logged a team and career-high 12 tackles, including seven solo stops, in the win over Vanderbilt... led the team with 11 tackles against Arkansas.

**2008:** Played in all 13 games as a true freshman... saw action both on special teams and at linebacker... notched 16 tackles, including 15 solo stops... recorded his first career interception against UAB... had a tackle for loss against Arkansas... recorded his first sack in the Outback Bowl against Iowa... joined the squad in January and went through spring drills... named Most Improved Inside Linebacker in the spring.

**S. Wilson's Statistics**

Year	GP/GS	UT	AT	TT	TFL	QBS	INT	PBU	QBH	FF	FR
2008	13/0	15	1	16	2.0-13	1.0-11	1	0	0	0	0
2009	13/11	47	38	85	3.5-6	0.0-0	1	2	0	0	0
2010	1/1	3	4	7	0.0-0	0.0-0	0	0	0	0	2
2011	12/8	28	22	50	4.0-11	1.0-2	0	2	1	0	1
<b>Total</b>	<b>39/20</b>	<b>93</b>	<b>65</b>	<b>158</b>	<b>9.5-30</b>	<b>2.0-13</b>	<b>2</b>	<b>4</b>	<b>1</b>	<b>0</b>	<b>3</b>

**18**

**Jay Wooten**  
Placekicker  
6-3 ♦ 204 ♦ Senior ♦ 1L  
Laurinburg, N.C.  
(Scotland County/North Carolina)

**2011:** Fifth-year senior who took over the placekicking duties... put together a solid season, hitting on 46-of-49 of his extra point attempts and nailing 7-of-10 field goal tries... was the difference in two wins with a 49-yard field goal at Georgia and a 48-yard field goal versus Navy... eight of his 10 field goal attempts came between 40 and 49 yards out... five of his eight made attempts were 46 yards or longer... had just three field goal attempts in the first five games, then hit on two-of-three attempts in the win over Kentucky before going the next three games without an attempt... also handled all the kickoff chores, booming six touchbacks among his 67 kicks... graduated in December with a degree in sociology.

**2010:** Handled the majority of kickoff duties throughout the season... logged five touchbacks on 65 kickoffs... made his Gamecock debut against Georgia... took over the kickoff duties against Furman... converted his only extra point attempt of season vs. Troy... named to the SEC Fall Academic Honor Roll.

**2009:** Transfer from the University of North Carolina who walked on to the Gamecock program in the fall... was not eligible to compete.

**2008:** Played for UNC... hit 4-of-6 field goal attempts... was 3-for-3 from 20-29, 0-of-1 from 30-39, 1-of-1 from 40-49 and 0-of-1 beyond 50... longest field goal was 43 yards at Rutgers... also converted all 11 extra point tries for 23 total points.

**2007:** Redshirted as a true freshman.

**30**

**Corey Addison**  
Strong Safety  
6-0 ♦ 204 ♦ Sophomore ♦ 1L  
Jacksonville, Fla.  
(Andrew Jackson)

**2011:** Played in each of the first six games, seeing action primarily on special teams... recorded three tackles.

**3**

**Akeem Auguste**  
Cornerback  
5-10 ♦ 182 ♦ Senior ♦ 3L  
Hollywood, Fla.  
(Chaminade-Madonna/Fork Union)

**2011:** Projected starter, but injured his foot prior to the start of fall camp... played against Georgia, but continued to be hampered by the foot... underwent surgery.



**28** **Eric Baker**  
 Tailback  
 6-0 ♦ 208 ♦ Junior ♦ 2L  
 Jacksonville, Fla.  
 (Edward H. White/Fort Union)



**2011:** Mainly a special teams performer... played in seven games... had five carries for a dozen yards... rushed three times for three yards in the Vanderbilt game... it was his first carries since the Florida Atlantic game on Sept. 19, 2009... rushed twice for nine yards at Arkansas.

**40** **Billy Byrne**  
 Fullback  
 5-11 ♦ 235 ♦ Sophomore ♦ SQ  
 Palm Harbor, Fla.  
 (East Lake)



**2011:** Special teams performer... played in eight games, making four tackles.

**12** **Andrew Clifford**  
 Quarterback  
 6-2 ♦ 212 ♦ Sophomore ♦ SQ  
 Tampa, Fla.  
 (Wharton)



**2011:** Reserve quarterback who played in the Kentucky game... completed both of his passes for 23 yards, including a seven-yard touchdown pass to D.L. Moore.

**48** **Matt Coffee**  
 Fullback  
 5-11 ♦ 230 ♦ Sophomore ♦ 1L  
 Mary Esther, Fla.  
 (Fort Walton Beach)



**2011:** Played in six games primarily on special teams... suffered a season-ending knee injury in the win at Mississippi State.

**61** **Travis Ford**  
 Offensive Center  
 6-3 ♦ 278 ♦ Sophomore ♦ SQ  
 Fork, S.C.  
 (Lake View/Coastal Carolina)



**2011:** Walk-on offensive lineman who is listed as the number two center... played in three contests, with most of his snaps coming against Kentucky.

**43** **Qua Gilchrist**  
 Linebacker  
 6-1 ♦ 244 ♦ Junior ♦ SQ  
 Abbeville, S.C.  
 (Abbeville/Butler County CC)




**2011:** Played in three games, seeing action against East Carolina, Kentucky, and The Citadel... Recorded his first career tackle vs. Kentucky.

**8** **Sharrod Golightly**  
 Strong Safety  
 5-10 ♦ 185 ♦ Freshman ♦ RS  
 Decatur, Ga.  
 (Southwest DeKalb)



**2011:** Saw action in 11 games... primarily a special teams performer... recorded five tackles... credited with a tackle for loss against Florida.

**70** **Kyle Harris**  
 Offensive Guard  
 6-3 ♦ 273 ♦ Freshman ♦ HS  
 Silver Creek, Ga.  
 (Pepperell)



**2011:** True freshman offensive lineman who is listed on the second team at left guard... played in three contests, with most of his snaps coming against Kentucky.

**21** **Marcus Lattimore**  
 Tailback  
 6-0 ♦ 232 ♦ Sophomore ♦ 1L  
 Duncan, S.C.  
 (Byrnes)



**2011:** Heisman Trophy candidate before his season ended prematurely when he suffered a knee injury in the win at Mississippi State... fished his second campaign with 818 yards on 163 carries, an average of 5.0 yards per carry... ranked among the SEC and national leaders in rushing at 116.9 yards per game, scoring at 9.4 points per game, and in all-purpose yards per game at 142.9... after just two seasons, ranks 14th in school history with 2,015 rushing yards, is tied for third with 27 rushing touchdowns and is third with 30 touchdowns scored... had four 100-yard rushing games in 2011 (East Carolina-112; Georgia-176; Navy-246; Kentucky-102) and eight in his career... despite playing just seven games, still was named second-team All-SEC by both the Associated Press and the Coaches.

Lattimore's Statistics						
-Rushing-						
Year	GP/GS	Att	Yds	Avg	TD	Long
2010	13/13	249	1197	4.8	17	58
2011	7/7	163	818	5.0	10	36
<b>20/20</b>	<b>412</b>	<b>2015</b>	<b>4.9</b>	<b>27</b>	<b>58</b>	
-Receiving-						
Year	GP/GS	Rec	Yds	Avg	TD	Long
2010	13/13	29	412	14.2	2	53
2011	7/7	19	182	9.6	1	52
<b>20/20</b>	<b>48</b>	<b>594</b>	<b>12.4</b>	<b>3</b>	<b>53</b>	



**25** **Kadetrix Marcus**  
 Free Safety  
 6-1 ♦ 183 ♦ Freshman ♦ HS  
 Stone Mountain, Ga.  
 (Stephenson)



2011: Saw action in six contests as a true freshman, primarily on special teams... recorded one tackle... tackle came in the win at Georgia.

**11** **Lamar Scruggs**  
 Wide Receiver  
 6-3 ♦ 218 ♦ Sophomore ♦ 1L  
 Jacksonville Beach, Fla.  
 (Fletcher)



2011: Wide receiver who saw action in five games during the season, including one start against Navy... did not have any statistics.

**41** **Connor McLaurin**  
 Fullback  
 6-0 ♦ 227 ♦ Freshman ♦ RS  
 Raleigh, N.C.  
 (Garner)




2011: Redshirt freshman walk-on who saw action on special teams... began the season at linebacker, but was moved to fullback midway through the campaign... played in six games, recording a tackle against Arkansas.

**6** **DeAngelo Smith**  
 Wide Receiver  
 6-0 ♦ 193 ♦ Sophomore ♦ SQ  
 Kingsland, Ga.  
 (Camden County)



2011: Sophomore wide receiver who was the star of the Garnet & Black Spring game... saw action in eight games... had three receptions for 22 yards... caught his first ball as a Gamecock in the second quarter of the win over Vanderbilt, an eight-yard reception... recorded a catch for seven yards vs. Kentucky and had another seven-yard reception against The Citadel.

**68** **Kyle Nunn**  
 Offensive Tackle  
 6-6 ♦ 295 ♦ Senior ♦ 3L  
 Sumter, S.C.  
 (Sumter)



2011: Fifth-year senior who started the first four games of the season at the left tackle spot before suffering a season-ending back injury... made 20 career starts.

**13** **Seth Strickland**  
 Quarterback  
 6-2 ♦ 194 ♦ Junior ♦ 1L  
 Laurens, S.C.  
 (Laurens)



2011: Handles the holder duties for special teams... has performed those duties for the past two seasons.

**20** **Matt O'Brien**  
 Spur  
 6-0 ♦ 188 ♦ Sophomore ♦ SQ  
 New Milford, N.J.  
 (Bergen Catholic)




2011: Walk-on who saw action in three games on special teams, making a pair of tackles... credited with two tackles in the win over The Citadel.

**97** **J.T. Surratt**  
 Defensive Tackle  
 6-2 ♦ 297 ♦ Freshman ♦ RS  
 Winston-Salem, N.C.  
 (Parkland)



2011: Reserve defensive tackle... credited with two tackles in three games.

**10** **Cadarious Sanders**  
 Cornerback  
 6-0 ♦ 184 ♦ Freshman ♦ RS  
 LaGrange, Ga.  
 (Troup County)



2011: Played in seven games, making four tackles... had one tackle each in the games against Kentucky, Arkansas, Citadel and Clemson... also saw action against East Carolina, Georgia and Tennessee.

**17** **Dylan Thompson**  
 Quarterback  
 6-3 ♦ 213 ♦ Freshman ♦ RS  
 Boiling Springs, S.C.  
 (Boiling Springs)



2011: Listed as the second-team signal-caller... saw action in three games... briefly appeared in the Vanderbilt game, rushing one time for one yard... carried three times for 11 yards, including an 8-yard TD versus Kentucky... also completed both of his passes in that game for 17 yards... rushed one time for four yards at Arkansas.



<b>SCORING</b>	<b>SC</b>	<b>OPP</b>
Points Per Game	30.1	18.8
<b>FIRST DOWNS</b>	<b>232</b>	<b>188</b>
Rushing	139	104
Passing	82	76
Penalty	11	8
<b>RUSHING YARDAGE</b>	<b>2376</b>	<b>1631</b>
Yards gained rushing	2644	1944
Yards lost rushing	268	313
Rushing Attempts	513	443
Average Per Rush	4.6	3.7
Average Per Game	198.0	135.9
TDs Rushing	26	11
<b>PASSING YARDAGE</b>	<b>2129</b>	<b>1596</b>
Comp-Att-Int	180-300-15	164-330-18
Average Per Pass	7.1	4.8
Average Per Catch	11.8	9.7
Average Per Game	177.4	133.0
TDs Passing	17	13
<b>TOTAL OFFENSE</b>	<b>4505</b>	<b>3227</b>
Total Plays	813	773
Average Per Play	5.5	4.2
Average Per Game	375.4	268.9
<b>KICK RETURNS: #-Yards</b>	<b>35-735</b>	<b>59-1305</b>
<b>PUNT RETURNS: #-Yards</b>	<b>18-137</b>	<b>14-111</b>
<b>INT RETURNS: #-Yards</b>	<b>18-148</b>	<b>15-170</b>
<b>KICK RETURN AVERAGE</b>	<b>21.0</b>	<b>22.1</b>
<b>PUNT RETURN AVERAGE</b>	<b>7.6</b>	<b>7.9</b>
<b>INT RETURN AVERAGE</b>	<b>8.2</b>	<b>11.3</b>
<b>FUMBLES-LOST</b>	<b>25-12</b>	<b>24-12</b>
<b>PENALTIES-Yards</b>	<b>76-567</b>	<b>54-409</b>
Average Per Game	47.2	34.1
<b>PUNTS-Yards</b>	<b>48-1828</b>	<b>60-2405</b>
Average Per Punt	38.1	40.1
Net punt average	34.9	37.1
<b>TIME OF POSSESSION/Game</b>	<b>31:47</b>	<b>28:13</b>
<b>3RD-DOWN Conversions</b>	<b>74/168</b>	<b>63/174</b>
3rd-Down Pct	44%	36%
<b>4TH-DOWN Conversions</b>	<b>20/28</b>	<b>10/18</b>
4th-Down Pct	71%	56%
<b>SACKS BY-Yards</b>	<b>25-161</b>	<b>26-144</b>
<b>MISC YARDS</b>	<b>0</b>	<b>0</b>
<b>TOUCHDOWNS SCORED</b>	<b>49</b>	<b>25</b>
<b>FIELD GOALS-ATTEMPTS</b>	<b>7-10</b>	<b>17-23</b>
<b>ON-SIDE KICKS</b>	<b>0-0</b>	<b>0-2</b>
<b>RED-ZONE SCORES</b>	<b>(31-38) 82%</b>	<b>(33-39) 85%</b>
<b>RED-ZONE TOUCHDOWNS</b>	<b>(29-38) 76%</b>	<b>(19-39) 49%</b>
<b>PAT-ATTEMPTS</b>	<b>(46-49) 94%</b>	<b>(21-23) 91%</b>
<b>ATTENDANCE</b>	<b>553915</b>	<b>318623</b>
Games/Avg Per Game	7/79131	4/79656
Neutral Site Games		1/58272

<b>SCORE BY QUARTERS</b>	<b>1st</b>	<b>2nd</b>	<b>3rd</b>	<b>4th</b>	<b>OT</b>	<b>Total</b>
South Carolina	44	120	97	100	-	361
Opponents	59	67	30	70	-	226

<b>RUSHING</b>	<b>G</b>	<b>Att</b>	<b>Gain</b>	<b>Loss</b>	<b>Net</b>	<b>Avg</b>	<b>TD</b>	<b>Long</b>	<b>Avg/G</b>
Marcus Lattimore	7	163	835	17	818	5.0	10	36	116.9
Brandon Wilds	12	107	502	16	486	4.5	3	47	40.5
Connor Shaw	9	116	632	149	483	4.2	7	60	53.7
Stephen Garcia	5	34	201	30	171	5.0	3	32	34.2
Kenny Miles	8	39	147	10	137	3.5	0	28	17.1
Bruce Ellington	12	17	125	19	106	6.2	1	61	8.8
Melvin Ingram	12	2	87	0	87	43.5	1	68	7.2
Damiere Byrd	8	9	70	0	70	7.8	0	21	8.8
Dylan Thompson	3	5	17	1	16	3.2	1	8	5.3
Eric Baker	7	5	12	0	12	2.4	0	5	1.7
Shon Carson	2	3	9	0	9	3.0	0	5	4.5
Andrew Clifford	1	1	6	0	6	6.0	0	6	6.0
Ace Sanders	12	1	0	0	0	0.0	0	0	0.0
Team	7	11	1	26	-25	-2.3	0	1	-3.6
<b>Total.....</b>	<b>12</b>	<b>513</b>	<b>2644</b>	<b>268</b>	<b>2376</b>	<b>4.6</b>	<b>26</b>	<b>68</b>	<b>198.0</b>
<b>Opponents.....</b>	<b>12</b>	<b>443</b>	<b>1944</b>	<b>313</b>	<b>1631</b>	<b>3.7</b>	<b>11</b>	<b>47</b>	<b>135.9</b>

<b>PASSING</b>	<b>G</b>	<b>Effic</b>	<b>Comp-Att-Int</b>	<b>Pct</b>	<b>Yds</b>	<b>TD</b>	<b>Lng</b>	<b>Avg/G</b>
Connor Shaw	9	141.47	112-171-6	65.5	1218	12	55	135.3
Stephen Garcia	5	107.71	61-118-9	51.7	844	4	52	168.8
Bruce Ellington	12	131.70	3-4-0	75.0	27	0	16	2.2
Team	7	0.00	0-2-0	0.0	0	0	0	0.0
Andrew Clifford	1	361.60	2-2-0	100.0	23	1	16	23.0
Dylan Thompson	3	171.40	2-2-0	100.0	17	0	10	5.7
Ace Sanders	12	0.00	0-1-0	0.0	0	0	0	0.0
<b>Total.....</b>	<b>12</b>	<b>128.31</b>	<b>180-300-15</b>	<b>60.0</b>	<b>2129</b>	<b>17</b>	<b>55</b>	<b>177.4</b>
<b>Opponents.....</b>	<b>12</b>	<b>92.41</b>	<b>164-330-18</b>	<b>49.7</b>	<b>1596</b>	<b>13</b>	<b>68</b>	<b>133.0</b>

<b>RECEIVING</b>	<b>G</b>	<b>No.</b>	<b>Yds</b>	<b>Avg</b>	<b>TD</b>	<b>Long</b>	<b>Avg/G</b>
Alshon Jeffery	12	45	614	13.6	7	50	51.2
Ace Sanders	12	26	338	13.0	2	51	28.2
M. Lattimore	7	19	182	9.6	1	52	26.0
Bruce Ellington	12	17	211	12.4	1	49	17.6
Justice Cunningham	12	17	139	8.2	1	16	11.6
Brandon Wilds	12	15	136	9.1	0	20	11.3
Nick Jones	10	12	143	11.9	1	34	14.3
D.L. Moore	11	8	52	6.5	1	10	4.7
Rory Anderson	12	7	167	23.9	3	55	13.9
Kenny Miles	8	6	61	10.2	0	23	7.6
Jason Barnes	7	4	48	12.0	0	14	6.9
DeAngelo Smith	8	3	22	7.3	0	8	2.8
Damiere Byrd	8	1	16	16.0	0	16	2.0
<b>Total.....</b>	<b>12</b>	<b>180</b>	<b>2129</b>	<b>11.8</b>	<b>17</b>	<b>55</b>	<b>177.4</b>
<b>Opponents.....</b>	<b>12</b>	<b>164</b>	<b>1596</b>	<b>9.7</b>	<b>13</b>	<b>68</b>	<b>133.0</b>

<b>PUNT RETURNS</b>	<b>No.</b>	<b>Yds</b>	<b>Avg</b>	<b>TD</b>	<b>Long</b>
Ace Sanders	14	130	9.3	1	68
Stephon Gilmore	4	7	1.8	0	4
<b>Total.....</b>	<b>18</b>	<b>137</b>	<b>7.6</b>	<b>1</b>	<b>68</b>
<b>Opponents.....</b>	<b>14</b>	<b>111</b>	<b>7.9</b>	<b>0</b>	<b>32</b>

<b>INTERCEPTIONS</b>	<b>No.</b>	<b>Yds</b>	<b>Avg</b>	<b>TD</b>	<b>Long</b>
C.C. Whitlock	3	16	5.3	0	15
Stephon Gilmore	3	-13	-4.3	0	0
D.J. Swearinger	3	0	0.0	0	0
Antonio Allen	3	44	14.7	1	25
Melvin Ingram	2	8	4.0	0	5
Victor Hampton	1	0	0.0	0	0
DeVonte Holloman	1	26	26.0	0	26
Reginald Bowers	1	19	19.0	0	19
Devin Taylor	1	48	48.0	1	48
<b>Total.....</b>	<b>18</b>	<b>148</b>	<b>8.2</b>	<b>2</b>	<b>48</b>
<b>Opponents.....</b>	<b>15</b>	<b>170</b>	<b>11.3</b>	<b>0</b>	<b>54</b>



# GAMECOCK FOOTBALL

## 2011 STATISTICS

KICKOFF RETURNS	No.	Yds	Avg	TD	Long
Bruce Ellington	18	390	21.7	0	35
Victor Hampton	7	178	25.4	0	55
Stephon Gilmore	2	47	23.5	0	26
D.J. Swearinger	2	39	19.5	0	23
Kenny Miles	1	14	14.0	0	14
Damiere Byrd	1	24	24.0	0	24
Devin Taylor	1	3	3.0	0	3
Ace Sanders	1	8	8.0	0	8
Justice Cunningham	1	9	9.0	0	9
Shon Carson	1	23	23.0	0	23
<b>Total.....</b>	<b>35</b>	<b>735</b>	<b>21.0</b>	<b>0</b>	<b>55</b>
<b>Opponents.....</b>	<b>59</b>	<b>1305</b>	<b>22.1</b>	<b>1</b>	<b>98</b>

FUMBLE RETURNS	No.	Yds	Avg	TD	Long
Antonio Allen	2	56	28.0	1	25
Stephon Gilmore	1	56	56.0	0	56
Melvin Ingram	1	5	5.0	2	5
<b>Total.....</b>	<b>4</b>	<b>117</b>	<b>29.2</b>	<b>3</b>	<b>56</b>
<b>Opponents.....</b>	<b>0</b>	<b>0</b>	<b>0.0</b>	<b>0</b>	<b>0</b>

PUNTING	No.	Yds	Avg	Long	TB	FC	I20	Blkd
Joey Scribner-Howard	47	1828	38.9	60	2	14	10	0
Team	1	0	0.0	0	0	0	0	1
<b>Total.....</b>	<b>48</b>	<b>1828</b>	<b>38.1</b>	<b>60</b>	<b>2</b>	<b>14</b>	<b>10</b>	<b>1</b>
<b>Opponents.....</b>	<b>60</b>	<b>2405</b>	<b>40.1</b>	<b>59</b>	<b>2</b>	<b>26</b>	<b>19</b>	<b>0</b>

KICKOFFS	No.	Yds	Avg	TB	OB	Retn	Net	YdLn
Jay Wooten	67	4111	61.4	6	0			
<b>Total.....</b>	<b>67</b>	<b>4111</b>	<b>61.4</b>	<b>6</b>	<b>0</b>	<b>1305</b>	<b>40.1</b>	<b>29</b>
<b>Opponents.....</b>	<b>52</b>	<b>3303</b>	<b>63.5</b>	<b>14</b>	<b>1</b>	<b>735</b>	<b>44.0</b>	<b>26</b>

SCORING	TD	FGs	PATs					DXP	Saf	Pts
			Kick	Rush	Rcv	Pass				
Jay Wooten	0	7-10	46-49	0-0	0	0-0	0	0	67	
Marcus Lattimore	11	0-0	0-0	0-0	0	0-0	0	0	66	
Connor Shaw	7	0-0	0-0	0-0	0	0-0	0	0	42	
Alshon Jeffery	7	0-0	0-0	0-0	0	0-0	0	0	42	
Rory Anderson	3	0-0	0-0	0-0	0	0-0	0	0	18	
Melvin Ingram	3	0-0	0-0	0-0	0	0-0	0	0	18	
Ace Sanders	3	0-0	0-0	0-0	0	0-0	0	0	18	
Brandon Wilds	3	0-0	0-0	0-0	0	0-0	0	0	18	
Stephen Garcia	3	0-0	0-0	0-0	0	0-0	0	0	18	
Bruce Ellington	2	0-0	0-0	0-0	0	0-0	0	0	12	
Antonio Allen	2	0-0	0-0	0-0	0	0-0	0	0	12	
Devin Taylor	1	0-0	0-0	0-0	0	0-0	0	0	6	
Justice Cunningham	1	0-0	0-0	0-0	0	0-0	0	0	6	
Dylan Thompson	1	0-0	0-0	0-0	0	0-0	0	0	6	
Nick Jones	1	0-0	0-0	0-0	0	0-0	0	0	6	
D.L. Moore	1	0-0	0-0	0-0	0	0-0	0	0	6	
<b>Total.....</b>	<b>49</b>	<b>7-10</b>	<b>46-49</b>	<b>0-0</b>	<b>0</b>	<b>0-0</b>	<b>0</b>	<b>0</b>	<b>361</b>	
<b>Opponents.....</b>	<b>25</b>	<b>17-23</b>	<b>21-23</b>	<b>0-0</b>	<b>1</b>	<b>1-2</b>	<b>0</b>	<b>1</b>	<b>226</b>	

FIELD GOALS	M-A	Pct	01-19	20-29	30-39	40-49	50+	Lg	Blk
Jay Wooten	7-10	70.0	0-0	1-1	1-1	5-8	0-0	49	0

FG SEQUENCE	USC	OPPONENTS
East Carolina	-	(24)
Georgia	(49)	(37),(39),33
Navy	(48)	-
Vanderbilt	46	(33)
Auburn	-	(21)
Kentucky	44,(48),(42)	(28)
Mississippi State	-	40,53,(22)
Tennessee	-	(22),47
Arkansas	-	(44),45,29,(21),(25)
Florida	40,(28)	(21),(24)
The Citadel	-	(32),(41)
Clemson	(47),(37)	(32),(40)

Numbers in (parentheses) indicate field goal was made.

TOTAL OFFENSE	G	Plays	Rush	Pass	Total	Avg/G
Connor Shaw	9	287	483	1218	1701	189.0
Stephen Garcia	5	152	171	844	1015	203.0
Marcus Lattimore	7	163	818	0	818	116.9
Brandon Wilds	12	107	486	0	486	40.5
Kenny Miles	8	39	137	0	137	17.1
Bruce Ellington	12	21	106	27	133	11.1
Melvin Ingram	12	2	87	0	87	7.2
Damiere Byrd	8	9	70	0	70	8.8
Dylan Thompson	3	7	16	17	33	11.0
Andrew Clifford	1	3	6	23	29	29.0
Eric Baker	7	5	12	0	12	1.7
Shon Carson	2	3	9	0	9	4.5
Team	7	13	-25	0	-25	-3.6
<b>Total.....</b>	<b>12</b>	<b>813</b>	<b>2376</b>	<b>2129</b>	<b>4505</b>	<b>375.4</b>
<b>Opponents.....</b>	<b>12</b>	<b>773</b>	<b>1631</b>	<b>1596</b>	<b>3227</b>	<b>268.9</b>

ALL PURPOSE	G	Rush	Rec	PR	KOR	IR	Tot	Avg/G
Marcus Lattimore	7	818	182	0	0	0	1000	142.9
Bruce Ellington	12	106	211	0	390	0	707	58.9
Brandon Wilds	12	486	136	0	0	0	622	51.8
Alshon Jeffery	12	0	614	0	0	0	614	51.2
Connor Shaw	9	483	0	0	0	0	483	53.7
Ace Sanders	12	0	338	130	8	0	476	39.7
Kenny Miles	8	137	61	0	14	0	212	26.5
Victor Hampton	9	0	0	0	178	0	178	19.8
Stephen Garcia	5	171	0	0	0	0	171	34.2
Rory Anderson	12	0	167	0	0	0	167	13.9
Justice Cunningham	12	0	139	0	9	0	148	12.3
Nick Jones	10	0	143	0	0	0	143	14.3
Damiere Byrd	8	70	16	0	24	0	110	13.8
Melvin Ingram	12	87	0	0	0	8	95	7.9
D.L. Moore	11	0	52	0	0	0	52	4.7
Devin Taylor	12	0	0	0	3	48	51	4.2
Jason Barnes	7	0	48	0	0	0	48	6.9
Antonio Allen	11	0	0	0	0	44	44	4.0
Stephon Gilmore	12	0	0	7	47	-13	41	3.4
D.J. Swearinger	12	0	0	0	39	0	39	3.2
Shon Carson	2	9	0	0	23	0	32	16.0
D. Holloman	10	0	0	0	0	26	26	2.6
DeAngelo Smith	8	0	22	0	0	0	22	2.8
Reginald Bowns	12	0	0	0	0	19	19	1.6
Dylan Thompson	3	16	0	0	0	0	16	5.3
C.C. Whitlock	12	0	0	0	0	16	16	1.3
Eric Baker	7	12	0	0	0	0	12	1.7
Andrew Clifford	1	6	0	0	0	0	6	6.0
Team	7	-25	0	0	0	0	-25	-3.6
<b>Total.....</b>	<b>12</b>	<b>2376</b>	<b>2129</b>	<b>137</b>	<b>735</b>	<b>148</b>	<b>5525</b>	<b>460.4</b>
<b>Opponents.....</b>	<b>12</b>	<b>1631</b>	<b>1596</b>	<b>111</b>	<b>1305</b>	<b>170</b>	<b>4813</b>	<b>401.1</b>

# 2011 DEFENSIVE STATISTICS

# SOUTH CAROLINA



No.	DEFENSIVE LEADERS	GP	-----Tackles-----			TFL/Yds	Sacks		---Pass Def---		Fumbles--			Blkd	
			Solo	Ast	Total		No-Yards	Int-Yds	BrUp	QBH	Rcv-Yds	FF	Kick	Saf	
26	Antonio Allen	11	50	31	81	8.5-27	.	3-44	2	2	3-56	4	.	.	
36	D.J. Swearinger	12	51	22	73	0.5-1	.	3-0	3	.	.	.	.	.	
45	Rodney Paulk	12	27	25	52	3.5-5	.	.	.	2	1-0	1	.	.	
54	Shaq Wilson	12	28	22	50	4.0-11	1.0-2	.	2	1	1-0	.	.	.	
21	DeVonte Holloman	10	30	17	47	3.0-3	.	1-26	2	.	.	.	.	.	
24	Quin Smith	11	28	18	46	6.0-11	.	.	.	.	1-0	.	.	.	
42	Travian Robertson	12	22	23	45	6.5-20	2.0-11	.	.	4	.	.	.	.	
6	Melvin Ingram	12	28	16	44	13.5-87	8.5-67	2-8	2	6	1-5	.	.	.	
5	Stephon Gilmore	12	31	10	41	2.0-6	1.0-5	3--13	7	3	1-56	1	1	.	
32	Reginald Bowers	12	26	15	41	0.5-2	.	1-19	.	.	1-0	1	.	.	
98	Devin Taylor	12	28	9	37	6.5-38	5.0-34	1-48	2	6	2-0	.	.	.	
7	Jadeveon Clowney	12	13	19	32	10.0-44	6.0-36	.	1	6	.	5	.	.	
39	Marty Markett	12	21	5	26	.	.	.	1	.	.	.	.	.	
99	Kelcy Quarles	11	13	12	25	2.0-6	.	.	.	4	.	.	.	.	
12	C.C. Whitlock	12	11	4	15	2.0-5	.	3-16	3	.	.	.	.	.	
90	Chaz Sutton	12	9	4	13	3.5-4	.	.	.	1	.	.	.	.	
33	Damario Jeffery	10	10	3	13	0.5-2	.	.	1	.	.	.	.	.	
27	Victor Hampton	9	9	3	12	.	.	1-0	3	.	.	.	.	.	
11	Brison Williams	7	7	3	10	.	.	.	.	.	.	.	.	.	
57	Aldrick Fordham	11	7	2	9	1.0-3	.	.	.	.	.	.	.	.	
15	Jimmy Legree	12	2	6	8	.	.	.	.	.	.	.	.	.	
70	Byron Jerideau	12	4	3	7	1.5-6	1.5-6	.	.	.	1-0	.	.	.	
8	Sharrod Golightly	11	5	.	5	1.0-4	.	.	.	.	.	.	.	.	
40	Billy Byrne	8	4	.	4	.	.	.	.	.	.	.	.	.	
10	Cadarious Sanders	7	3	1	4	.	.	.	.	.	.	.	.	.	
92	Byron McKnight	8	.	4	4	.	.	.	1	.	.	.	.	.	
3	Akeem Auguste	1	3	1	4	.	.	.	.	.	.	.	.	.	
30	Corey Addison	5	2	1	3	.	.	.	.	.	.	.	.	.	
9	Ace Sanders	12	3	.	3	.	.	.	.	.	.	1	.	.	
3	Damiere Byrd	8	2	.	2	.	.	.	.	.	.	.	.	.	
23	Bruce Ellington	12	1	1	2	.	.	.	.	.	.	.	.	.	
97	J.T. Surratt	3	.	2	2	.	.	.	.	.	.	.	.	.	
20	Matt O'Brien	3	2	.	2	.	.	.	.	.	.	.	.	.	
46	Dalton Wilson	12	2	.	2	.	.	.	.	.	.	.	.	.	
87	Justice Cunningham	12	2	.	2	.	.	.	.	.	.	.	.	.	
22	Brandon Wilds	12	2	.	2	.	.	.	.	.	.	.	.	.	
68	Kyle Nunn	4	1	.	1	.	.	.	.	.	.	.	.	.	
86	Blair Lowery	4	1	.	1	.	.	.	.	.	.	.	.	.	
78	Cody Gibson	7	1	.	1	.	.	.	.	.	.	.	.	.	
18	Jay Wooten	12	1	.	1	.	.	.	.	.	.	.	.	.	
91	Walker Inabinet	12	1	.	1	.	.	.	.	.	.	.	.	.	
48	Matt Coffee	6	.	1	1	.	.	.	.	.	.	.	.	.	
41	Connor McLaurin	6	.	1	1	.	.	.	.	.	.	.	.	.	
25	Kadatrix Marcus	6	1	.	1	.	.	.	.	.	.	.	.	.	
43	Qua Gilchrist	3	.	1	1	.	.	.	.	.	.	.	.	.	
51	Kenny Robinson	3	.	1	1	.	.	.	.	.	.	.	.	.	
81	Rory Anderson	12	1	.	1	.	.	.	.	.	.	.	.	.	
31	Kenny Miles	8	1	.	1	.	.	.	.	.	.	.	.	.	
	<b>Total.....</b>	<b>12</b>	<b>494</b>	<b>286</b>	<b>780</b>	<b>76-285</b>	<b>25-161</b>	<b>18-148</b>	<b>30</b>	<b>35</b>	<b>12-117</b>	<b>13</b>	<b>1</b>	<b>.</b>	
	<b>Opponents.....</b>	<b>12</b>	<b>522</b>	<b>304</b>	<b>826</b>	<b>64.0-243</b>	<b>26-144</b>	<b>15-170</b>	<b>25</b>	<b>23</b>	<b>12-0</b>	<b>14</b>	<b>3</b>	<b>1</b>	



# GAMECOCK FOOTBALL

## 2011 INDIVIDUAL TACKLES

PLAYER	UA-A	TOT	ECU	UGA	NAVY	VANDY	AU	UK	MSU	TENN	ARK	FLA	CIT	CLEM
Antonio Allen	50-31	81	7-9	4-2	8-2	3-1	9-4	1-0	5-5	1-1	DNP	5-2	2-3	5-2
D.J. Swearinger	51-22	73	1-4	6-1	4-3	4-0	5-0	1-1	5-7	6-0	3-3	7-2	7-1	2-0
Rodney Paulk	27-25	52	0-5	1-2	1-4	1-1	3-1	5-0	2-3	1-2	4-2	2-0	7-5	-
Shaq Wilson	28-22	50	0-4	1-5	-	3-0	3-3	4-0	1-3	0-2	2-3	6-0	2-2	6-0
DeVonte Holloman	30-17	47	DNP	3-2	2-2	3-0	5-1	-	4-5	3-5	3-0	DNP	3-1	4-1
Quin Smith	28-18	46	0-5	4-4	1-1	1-0	6-0	4-2	1-3	2-1	2-2	4-0	DNP	3-0
Travian Robertson	22-23	45	3-3	1-3	0-3	1-1	3-0	1-0	1-6	3-0	0-2	2-2	4-3	3-0
Melvin Ingram	28-16	44	0-2	0-1	5-3	3-1	8-3	1-0	2-2	0-1	0-2	3-1	1-0	5-0
Stephon Gilmore	31-10	41	7-3	2-2	2-0	2-0	5-3	1-0	1-1	2-0	5-1	4-0	-	-
Reginald Bowers	26-15	41	0-6	2-2	1-2	1-0	9-2	3-0	2-1	2-1	3-1	1-0	-	2-0
Devin Taylor	28-9	37	1-2	2-1	7-2	1-0	3-0	-	1-2	1-0	2-1	2-1	4-0	4-0
Jadeveon Clowney	13-19	32	0-7	2-0	1-2	3-1	0-2	2-1	1-0	0-1	1-3	1-0	1-2	1-0
Marty Markett	21-5	26	3-1	3-0	1-0	4-1	2-0	1-0	1-1	2-0	1-0	1-0	2-1	0-1
Kelcy Quarles	13-12	25	0-2	0-2	DNP	0-1	4-0	2-0	0-2	1-3	2-1	-	4-1	-
C.C. Whitlock	11-4	15	3-1	3-1	1-0	2-1	0-1	-	-	-	1-0	-	-	1-0
Chaz Sutton	9-4	13	0-2	-	2-1	1-0	1-0	-	0-1	1-0	-	-	3-0	1-0
Damario Jeffery	10-3	13	3-0	DNP	-	0-1	-	1-0	-	1-0	4-2	-	1-0	DNP
Victor Hampton	9-3	12	DNP	DNP	DNP	2-0	-	1-1	1-0	1-1	1-1	2-0	-	1-0
Brison Williams	7-3	10	DNP	DNP	DNP	DNP	1-1	2-0	DNP	2-0	0-1	1-0	0-1	1-0
Aldrick Fordham	7-2	9	1-0	0-1	2-1	1-0	3-0	-	-	-	-	DNP	-	-
Jimmy Legree	2-6	8	0-1	0-2	-	0-1	-	1-0	1-2	-	-	-	-	-
Byron Jerideau	4-3	7	0-2	-	1-0	2-0	0-1	1-0	-	-	-	-	-	-
Sharrod Golightly	5-0	5	-	2-0	-	-	-	1-0	-	-	-	1-0	1-0	-
Billy Byrne	4-0	4	DNP	DNP	DNP	DNP	-	1-0	1-0	-	-	-	1-0	1-0
Akeem Auguste	3-1	4	DNP	3-1	DNP	DNP	DNP	DNP	DNP	DNP	DNP	DNP	DNP	DNP
Cadarious Sanders	3-1	4	-	-	DNP	DNP	DNP	0-1	DNP	-	1-0	DNP	1-0	1-0
Byron McKnight	0-4	4	0-2	-	DNP	-	0-1	DNP	DNP	-	0-1	DNP	-	-
Ace Sanders	3-0	3	2-0	-	-	1-0	-	-	-	-	-	-	-	-
Corey Addison	2-1	3	1-0	1-0	-	DNP	0-1	-	DNP	DNP	DNP	DNP	DNP	DNP
Dalton Wilson	2-0	2	-	-	1-0	-	1-0	-	-	-	-	-	-	-
Damiere Byrd	2-0	2	DNP	DNP	DNP	DNP	-	-	1-0	-	-	-	-	1-0
J.T. Surratt	0-2	2	DNP	DNP	DNP	DNP	DNP	0-1	DNP	DNP	0-1	-	DNP	DNP
Matt O'Brien	2-0	2	DNP	DNP	DNP	DNP	DNP	-	DNP	DNP	DNP	DNP	2-0	-
Bruce Ellington	1-1	2	1-1	-	-	-	-	-	-	-	-	-	-	-
Justice Cunningham	2-0	2	-	1-0	-	-	-	-	-	-	-	-	1-0	-
Brandon Wilds	2-0	2	-	-	-	1-0	-	1-0	-	-	-	-	-	-
Qua Gilchrist	0-1	1	-	DNP	DNP	-	DNP	0-1	-	DNP	DNP	DNP	-	DNP
Matt Coffee	0-1	1	-	DNP	-	-	-	0-1	-	DNP	DNP	DNP	DNP	DNP
Kenny Miles	1-0	1	-	-	-	DNP	DNP	DNP	DNP	-	1-0	-	-	-
Kadatrix Marcus	1-0	1	-	1-0	-	-	-	-	DNP	DNP	DNP	DNP	DNP	DNP
Rory Anderson	1-0	1	-	-	1-0	-	-	-	-	-	-	-	-	-
Walker Inabinet	1-0	1	-	-	-	-	-	-	-	-	-	1-0	-	-
Cody Gibson	1-0	1	DNP	DNP	DNP	-	-	-	-	1-0	-	DNP	-	DNP
Blair Lowery	1-0	1	DNP	DNP	DNP	-	DNP	-	-	DNP	DNP	DNP	1-0	DNP
Kenny Robinson	0-1	1	DNP	DNP	DNP	DNP	DNP	0-1	-	DNP	DNP	DNP	-	DNP
Connor McLaurin	0-1	1	DNP	DNP	DNP	DNP	DNP	-	-	-	0-1	DNP	-	-
Kyle Nunn	1-0	1	-	-	-	1-0	DNP	DNP	DNP	DNP	DNP	DNP	DNP	DNP



Team	Score	1st Downs	Rushing No-Yds-TD	Passing C-A-I-Yds-TD	Total Offense Ply-Yds-TD	Punts No-Avg	Fumbles No-Lost	Penalties No-Yds	KO Ret. No-Yds	Punt Ret. No-Yds	Int. Ret. No-Yds	3rd Dns	Time of Poss
ECU	37	21	28-85-1	37-56-1-260-4	84-345-5	6-36.2	5-4	3-30	6-129	1-0	0-0	9-19	29:58
SC	56	16	40-220-5	10-25-0-131-1	65-351-6	4-31.8	4-4	8-55	5-100	4-72	1-3	6-12	30:02
SC	45	15	41-253-3	11-26-2-142-1	67-395-4	6-44.8	2-0	5-47	3-62	1-5	1-25	4-14	29:02
Georgia	42	23	38-188-1	19-29-1-248-4	67-436-5	4-44.2	4-2	5-35	7-184	2-32	2-0	5-12	30:58
Navy	21	15	47-274-3	5-9-1-61-0	56-335-3	2-30.0	1-0	3-15	4-74	0-0	1-7	9-14	28:45
SC	24	27	44-254-3	18-25-1-204-0	69-458-3	0-0.0	2-0	5-33	3-53	0-0	0-0	5-9	31:15
Vanderbilt	3	5	25-4-0	16-23-1--73-0	48-77-0	9-41.3	3-2	7-79	4-87	2-12	4-49	1-14	25:52
SC	21	17	40-131-1	17-32-4-236-1	72-367-2	3-46.3	6-0	10-72	2-52	5-27	1-0	10-19	34:08
Auburn	16	22	67-246-1	12-25-4-112-1	92-358-2	7-37.9	0-0	5-55	3-60	3-26	2-20	11-22	35:47
SC	13	13	29-129-1	9-23-2-160-1	52-289-2	7-41.6	3-2	7-55	1-26	0-0	4-36	2-10	24:13
Kentucky	3	6	27-79-0	4-26-4-17-0	53-96-0	9-44.2	2-2	3-25	9-139	1-(-2)	0-0	2-13	21:23
SC	54	32	48-288-2	30-43-0-351-5	91-639-7	5-40.0	2-1	7-45	1-22	5-11	4-(-9)	9-18	38:37
SC	14	18	43-110-1	22-32-2-179-1	75-289-2	6-38.3	0-0	4-34	22-33	1-11	2-19	3-15	32:34
Miss. State	12	18	37-131-0	11-30-2-165-1	67-296-1	5-45.0	2-0	1-7	3-57	2-8	2-27	7-16	27:26
SC	14	20	53-231-1	10-18-1-87-1	71-318-2	5-33.8	2-2	4-35	1-23	1-3	2-0	10-18	36:18
Tennessee	3	10	21-35-0	15-38-2-151-0	59-186-0	5-36.0	0-0	7-43	3-88	0-0	1-54	2-14	23:42
SC	28	17	33-79-3	16-25-1-128-0	58-207-3	4-37.0	3-3	9-45	6-168	0-0	1-48	8-12	29:05
Arkansas	44	20	35-136-2	20-38-1-299-2	73-435-4	0-0.0	1-0	9-60	4-178	1-0	1-9	5-15	30:55
Florida	12	17	34-142-1	13-23-0-119-0	57-261-1	4-37.2	2-2	5-30	4-34	1-6	1-0	2-9	27:56
SC	17	16	52-215-2	7-13-1-84-0	65-299-2	4-38.0	0-0	9-65	4-103	1-8	0-0	3-14	32:04
The Citadel	20	19	54-241-2	1-3-0-8-0	57-249-2	3-45.0	4-0	1-5	7-131	0-0	1-4	4-9	33:16
SC	41	22	37-256-3	16-18-1-217-3	55-473-6	0-0.0	1-0	5-40	5-71	0-0	0-0	6-9	26:44
Clemson	13	12	30-70-0	11-30-1-83-1	60-153-1	6-37.8	0-0	5-25	5-149	1-29	0-0	6-17	22:43
SC	34	19	53-210-1	14-20-0-210-3	73-420-4	4-25.8	0-0	3-41	2-22	0-0	1-26	8-18	37:17

2011 Game-by-Game Starters

South Carolina Offense

POS.	ECU	UGA	NAVY	VANDY	AUB	UK	MISS ST	TENN	ARK	FLA	CITADEL	CLEM
WR	A. Jeffery	A. Jeffery	Scruggs	A. Jeffery	A. Jeffery	A. Jeffery	A. Jeffery	A. Jeffery	A. Jeffery	A. Jeffery	A. Jeffery	A. Jeffery
WR	Barnes	A. Sanders	A. Sanders	A. Sanders	A. Sanders	A. Sanders	A. Sanders	A. Sanders	Byrd	Ellington	Barnes	Barnes
TE	Cunningham	Moore(WR)	Cunningham	Cunningham	Jones (WR)	Cunningham	Cunningham	Anderson	Cunningham	Cunningham	Smith (WR)	Cunningham
LT	Nunn	Nunn	Nunn	Nunn	Matulis	Watkins	Watkins	Watkins	Watkins	Watkins	Watkins	Watkins
LG	Cann	Cann	Cann	Cann	Cann	Cann	Cann	Cann	Cann	Cann	Cann	Cann
C	Johnson	Johnson	Johnson	Johnson	Johnson	Johnson	Johnson	Johnson	Johnson	Johnson	Johnson	Johnson
RG	Campbell	Campbell	Campbell	Campbell	Campbell	Campbell	Campbell	Campbell	Campbell	Campbell	Campbell	Campbell
RT	Watkins	Watkins	Watkins	Watkins	Watkins	Gibson	Gibson	Gibson	Gibson	Matulis	Matulis	Matulis
QB	C. Shaw	Garcia	Garcia	Garcia	Garcia	C. Shaw	C. Shaw	C. Shaw	C. Shaw	C. Shaw	C. Shaw	C. Shaw
FB	D. Wilson	D. Wilson	D. Wilson	D. Wilson	Byrd (WR)	Anderson (TE)	Jones (WR)	D. Wilson	Ellington (WR)	D. Wilson	D. Wilson	Byrd (WR)
TB	Lattimore	Lattimore	Lattimore	Lattimore	Lattimore	Lattimore	Lattimore	Wilds	Wilds	Wilds	Wilds	Wilds

South Carolina Defense

POS.	ECU	UGA	NAVY	VANDY	AUB	UK	MISS ST	TENN	ARK	FLA	CITADEL	CLEM
DE	Taylor	Taylor	Taylor	Taylor	Taylor	Taylor	Taylor	Taylor	Taylor	Taylor	Taylor	Taylor
DT	Robertson	Robertson	Robertson	Robertson	Robertson	Robertson	Robertson	Robertson	Robertson	Robertson	Robertson	Robertson
DT	Ingram	Fordham	Fordham	Fordham	Fordham	Fordham	Fordham	Quarles	Quarles	Quarles	Quarles	Quarles
DE	Clowney	Ingram	Ingram	Ingram	Ingram	Sutton	Ingram	Ingram	Ingram	Ingram	Ingram	Ingram
LB	S. Wilson	S. Wilson	S. Wilson	S. Wilson	S. Wilson	S. Wilson	Paulk	Paulk	S. Wilson	Paulk	S. Wilson	Paulk
LB	Bowens	Bowens	Bowens	Bowens	Bowens	Bowens	Q. Smith	Q. Smith	Bowens	Q. Smith	Paulk	Q. Smith
SPUR	Allen	Allen	Allen	Allen	Allen	Allen	Allen	Allen	D. Jeffery	Allen	Allen	Allen
CB	Gilmore	Gilmore	Gilmore	Gilmore	Gilmore	Gilmore	Gilmore	Gilmore	Gilmore	Gilmore	Gilmore	Gilmore
SS	Swearinger	Swearinger	Holloman	Holloman	Holloman	Holloman	Holloman	Holloman	Holloman	B. Williams	Holloman	Holloman
FS	Legree	Legree	Swearinger	Swearinger	Swearinger	Swearinger	Swearinger	Swearinger	Swearinger	Swearinger	Swearinger	Swearinger
CB	Whitlock	Whitlock	Markett	Markett	Markett	Markett	Whitlock	Markett	Markett	Whitlock	Whitlock	Whitlock



**Individual Rushing**

(Att-Yds/Td)

PLAYER	TOT	ECU	UGA	NAVY	VANDY	AUB	UK	MSU	TENN	ARK	FLA	CIT	CLEM
Marcus Lattimore	163-818/10	23-112/3	27-176/1	37-246/3	20-77/1	17-66/1	22-102/0	17-39/1	DNP	DNP	DNP	DNP	DNP
Brandon Wilds	107-486/3	-	-	-	3-22/0	-	5-45/0	5-8/0	28-137/0	10-21/1	29-120/0	20-109/2	7-24/0
Connor Shaw	116-483/7	7-26/0	DNP	DNP	2-14/0	DNP	15-42/0	16-28/0	16-64/1	14-24/2	16-88/2	11-90/1	19-107/1
Stephen Garcia	34-171/3	5-56/2	6-11/1	6-10/0	7-32/0	10-62/0	DNP	DNP	DNP	DNP	DNP	DNP	DNP
Kenny Miles	39-137/0	1-1/0	-	-	DNP	DNP	DNP	DNP	7-15/0	2-9/0	3-3/0	5-38/0	21-71/0
Bruce Ellington	17-106/1	2-18/0	1-0/0	-	2--12/0	1--1/0	1-61/1	4-25/0	-	2-11/0	4-4/0	-	-
Melvin Ingram	2-87/1	-	1-68/1	-	-	-	-	-	-	-	-	1-19/0	-
Damiere Byrd	9-70/0	DNP	DNP	DNP	DNP	1-2/0	1-21/0	1-10/0	2-15/0	1-3/0	-	-	3-19/0
Dylan Thompson	5-16/1	DNP	DNP	DNP	1-1/0	DNP	3-11/1	DNP	DNP	1-4/0	DNP	DNP	DNP
Eric Baker	5-12/0	-	-	-	3-3/0	-	-	DNP	DNP	2-9/0	DNP	DNP	DNP
Shon Carson	3-9/0	2-7/0	1-2/0	DNP	DNP	DNP	DNP	DNP	DNP	DNP	DNP	DNP	DNP
Andrew Clifford	1-6/0	DNP	DNP	DNP	DNP	DNP	1-6/0	DNP	DNP	DNP	DNP	DNP	DNP
Ace Sanders	1-0/0	-	1-0/0	-	-	-	-	-	-	-	-	-	-
Team	11-(-25)/0	-	4-(-4)/0	1-(-2)/0	2-(-6)/0	-	-	-	-	1-(-2)/0	-	-	3-(-11)/0

**Individual Passing**

(Cmp-Att-Int-Yds-Td-Long)

	CLIFFORD	ELLINGTON	GARCIA	C. SHAW	A. SANDERS	THOMPSON
East Carolina	DNP	-	7-15-0-110-1	3-9-0-21-0	1-0-0-0-0	DNP
Georgia	DNP	-	11-25-2-142-1	DNP	-	DNP
Navy	DNP	-	18-25-1-204-0	DNP	-	DNP
Vanderbilt	DNP	-	16-30-4-228-1	1-2-0-8-0	-	-
Auburn	DNP	-	9-23-2-160-1	DNP	-	DNP
Kentucky	2-2-0-23-1	-	DNP	26-39-0-311-4	-	2-2-0-17-0
Mississippi State	DNP	2-3-0-24-0	DNP	20-28-2-155-1	-	DNP
Tennessee	DNP	-	DNP	10-18-1-87-1	-	DNP
Arkansas	DNP	-	DNP	18-25-1-128-0	-	-
Florida	DNP	1-1-0-3-0	DNP	6-12-1-81-0	-	DNP
The Citadel	DNP	-	DNP	16-18-1-217-3	-	DNP
Clemson	DNP	-	DNP	14-20-0-210-3	-	DNP

**Individual Receiving**

(Rec-Yds/Td)

PLAYER	TOT	ECU	UGA	NAVY	VANDY	AUB	UK	MSU	TENN	ARK	FLA	CIT	CLEM
Alshon Jeffery	45-614/7	5-92/0	5-85/1	2-35/0	2-34/0	5-86/1	6-95/2	5-24/1	3-17/0	3-19/0	2-17/0	5-81/1	2-29/1
Ace Sanders	26-338/2	1-3/1	3-43/0	1-3/0	4-75/0	-	5-53/0	2-25/0	-	3-30/0	2-50/0	4-49/1	1-7/0
Marcus Lattimore	19-182/1	3-33/0	2-8/0	4-25/0	3-73/1	-	4-14/0	3-29/0	DNP	DNP	DNP	DNP	DNP
Bruce Ellington	17-211/1	-	-	1-7/0	1-8/0	3-60/0	3-22/0	4-32/0	-	2-11/0	-	-	3-71/1
J. Cunningham	17-139/1	-	1-6/0	3-34/0	1-5/0	-	5-46/1	2-10/0	1-6/0	1-6/0	1-5/0	1-5/0	1-16/0
Brandon Wilds	15-136/0	-	-	-	2-7/0	1-14/0	-	-	3-31/0	4-29/0	-	4-55/0	1-0/0
Nick Jones	12-143/1	1-3/0	DNP	3-52/0	-	-	2-35/1	4-45/0	1-5/0	1-3/0	-	-	-
D.L. Moore	8-52/1	-	-	DNP	1-5/0	-	2-17/1	2-14/0	1-5/0	-	1-7/0	DNP	1-4/0
Rory Anderson	7-167/3	-	-	-	2-21/0	-	1-46/0	-	1-23/1	-	-	1-20/1	2-57/1
Kenny Miles	6-61/0	-	-	-	DNP	DNP	DNP	DNP	-	2-30/0	1-5/0	-	3/26/0
Jason Barnes	4-48/0	-	-	4-48/0	DNP	DNP	DNP	DNP	-	DNP	-	-	-
DeAngelo Smith	3-22/0	-	-	DNP	1-8/0	DNP	1-7/0	-	-	-	-	1-7/0	-
Damiere Byrd	1-16/0	DNP	DNP	DNP	DNP	-	1-16/0	-	-	-	-	-	-

**Game-by-Game Leaders**

Opponent	Rushing	Passing	Receiving (No.)	Receiving (Yds.)	Tackles
East Carolina	Lattimore 23-112/3	Garcia 7-15-0-110-1	A. Jeffery 5-92/0	A. Jeffery 5-92-0	Allen 7-9-16
Georgia	Lattimore 27-176/1	Garcia 11-25-2-142-1	A. Jeffery 5-85/1	A. Jeffery 5-85-1	Smith 4-4-8
Navy	Lattimore 27-246/3	Garcia 18-25-1-204-0	Barnes 4-48/0; Lattimore 4-25/0	Jones 3-52-0	Allen 8-2-10
Vanderbilt	Lattimore 20-77/1	Garcia 16-30-4-228-1	A. Sanders 4-75/0	A. Sanderson 4-75-0	Markett 4-1-5
Auburn	Lattimore 17-66/1	Garcia 9-23-2-160-1	A. Jeffery 5-86/1	A. Jeffery 5-86-1	Allen 9-4-13
Kentucky	Lattimore 22-102/0	C. Shaw 26-39-0-311-4	A. Jeffery 6-95/2	A. Jeffery 6-95-2	Q. Smith 4-2-6
Mississippi State	Lattimore 17-39/1	C. Shaw 20-28-2-155-1	A. Jeffery 5-24/1	N. Jones 4-45-0	Swearingin 5-7-12
Tennessee	Wilds 28-137/0	C. Shaw 10-18-1-87-1	Wilds 3-31/0; A. Jeffery 3-17/0	Wilds 3-31/0	Holloman 3-5-8
Arkansas	C. Shaw 14-24/2	C. Shaw 16-25-1-128-0	Wilds 4-29/0	A. Sanders 3-30/0; Miles 2-30/0	4 players tied with 6
Florida	Wilds 29-120/0	C. Shaw 6-12-1-81-0	A. Sanders 2-50/0; A. Jeffery 2-17/0	A. Sanders 2-50/0	Swearingin 7-2-9
The Citadel	Wilds 20-109/2	C. Shaw 16-18-1-217-3	A. Jeffery 5-81/1	A. Jeffery 5-81/1	Paulk 7-5-12
Clemson	C. Shaw 19-107/1	C. Shaw 14-20-0-210-3	Ellington 3-71/1; Miles 3-26/0	Ellington 3-71/1	Allen 5-2-7



**Running Plays - 15 Yards or Longer**

Yds	Rusher	Qtr	Opponent	Play Result	Drive Result
32	Garcia	2	East Carolina	1st Down/TD	TD
16	Lattimore	4	East Carolina	1st Down	Punt
68	Ingram	2	Georgia	1st Down/TD	TD
16	Lattimore	2	Georgia	1st Down	INT
24	Lattimore	4	Georgia	1st Down	FG
36	Lattimore	4	Georgia	1st Down	TD
31	Lattimore	1	Navy	1st Down	Downs
21	Lattimore	1	Navy	1st Down	TD
16	Lattimore	2	Navy	1st Down	TD
20	Lattimore	3	Navy	1st Down	INT
22	Lattimore	3	Vanderbilt	1st Down/TD	TD
17	Lattimore	4	Vanderbilt	1st Down	Downs
16	Wilds	4	Vanderbilt	1st Down	Clock
21	Garcia	2	Auburn	1st Down	INT
15	Lattimore	3	Auburn	1st Down/TD	TD
21	Byrd	2	Kentucky	1st Down	TD
61	Ellington	4	Kentucky	1st Down/TD	TD
22	Wilds	4	Kentucky	1st Down	TD
24	Wilds	2	Tennessee	1st Down	Clock
18	C. Shaw	3	Tennessee	1st Down/TD	TD
18	C. Shaw	1	Florida	1st Down	Missed FG
20	Wilds	2	Florida	1st Down	TD
60	C. Shaw	2	Citadel	1st Down/TD	TD
47	Wilds	3	Citadel	1st Down	TD
19	Ingram	4	Citadel	1st Down	TD
15	Miles	4	Citadel	1st Down	TD
19	C. Shaw	1	Clemson	1st Down	FG
34	C. Shaw	1	Clemson	1st Down	Punt
28	Miles	2	Clemson	1st Down	Punt
15	C. Shaw	2	Clemson	1st Down/TD	TD

**Special Teams/Defensive Scores**

Yds	Player	Qtr	Opponent	Score
25	Allen	3	East Carolina	Fumble Return
68	A. Sanders	4	East Carolina	Punt Return
68	Ingram	2	Georgia	Fake Punt
25	Allen	3	Georgia	Interception Return
5	Ingram	4	Georgia	Fumble Return
0	Ingram	2	Vanderbilt	Fumble Recovery
48	Taylor	2	Arkansas	Interception Return

**Passing Plays - 20 Yards or Longer**

Yds	Connection	Qtr	Opponent	Result/Play	Drive Result
20	Garcia-Lattimore	2	East Carolina	1st Down	TD
21	Garcia-A. Jeffery	2	East Carolina	1st Down	TD
25	Garcia-A. Jeffery	3	East Carolina	1st Down	TD
23	Garcia-A. Jeffery	4	East Carolina	1st Down	TD
34	Garcia-A. Jeffery	2	Georgia	1st Down/TD	TD
20	Garcia-A. Jeffery	2	Georgia	1st Down	INT
30	Garcia-A. Sanders	4	Georgia	1st Down	TD
34	Garcia-Jones	2	Navy	1st Down	TD
52	Garcia-Lattimore	2	Vanderbilt	1st Down/TD	TD
51	Garcia-A. Sanders	3	Vanderbilt	1st Down	TD
22	Garcia-A. Jeffery	3	Vanderbilt	1st Down	INT
50	Garcia-A. Jeffery	1	Auburn	1st Down/TD	TD
35	Garcia-Ellington	3	Auburn	1st Down	TD
46	C. Shaw-Anderson	1	Kentucky	1st Down	TD
20	C. Shaw-A. Jeffery	1	Kentucky	1st Down/TD	TD
20	C. Shaw-A. Jeffery	2	Kentucky	1st Down	TD
24	C. Shaw-A. Jeffery	2	Kentucky	1st Down/TD	TD
25	C. Shaw-Jones	3	Kentucky	1st Down/TD	TD
25	C. Shaw-A. Sanders	4	Kentucky	1st Down	Downs
23	C. Shaw-Anderson	2	Tennessee	1st Down/TD	TD
23	C. Shaw-Miles	4	Arkansas	1st Down	TD
20	C. Shaw-A. Sanders	4	Arkansas	1st Down	Fumble
46	C. Shaw-A. Sanders	4	Florida	1st Down	FG
22	C. Shaw-A. Jeffery	1	Citadel	1st Down	TD
20	C. Shaw-Wilds	1	Citadel	1st Down	TD
25	C. Shaw-A. Sanders	3	Citadel	1st Down/TD	TD
32	C. Shaw-A. Jeffery	4	Citadel	1st Down/TD	TD
20	C. Shaw-Anderson	4	Citadel	1st Down/TD	TD
49	C. Shaw-Ellington	1	Clemson	1st Down/TD	TD
55	C. Shaw-Anderson	3	Clemson	1st Down	TD

**Kick Returns - 30 Yards or Longer**

Yds	Returner	Qtr	Opponent	Drive Result
35	Ellington	1	East Carolina	Fumble
30	Ellington	1	Vanderbilt	INT
55	Hampton	3	Arkansas	TD
31	Ellington	3	Florida	Punt
30	Ellington	4	Florida	FG

**Punt Returns - 20 Yards or Longer**

Yds	Returner	Qtr	Opponent	Drive Result
68	A. Sanders	4	East Carolina	TD

**INT/Fumble Returns - 20 Yards or Longer**

Yds	Returner	Qtr	Opponent	Drive Result
25	Allen (Fumble)	3	East Carolina	TD
56	Gilmore (Fumble)	3	Georgia	TD
25	Allen (INT)	3	Georgia	TD
20	Allen (Fumble)	2	Vanderbilt	TD
48	Taylor (INT)	2	Arkansas	TD



### South Carolina

East Carolina	Quarter	Plays	Yards	TOP	Result
Garcia 32-yard run	2	5	59	2:13	TD
Lattimore 4-yard run	2	5	41	1:48	TD
Sanders 3-yard pass from Garcia	3	4	34	1:46	TD
Garcia 10-yard run	3	2	10	0:14	TD
Lattimore 1-yard run	3	10	59	5:22	TD
Lattimore 1-yard run	4	4	31	1:21	TD

Georgia	Quarter	Plays	Yards	TOP	Result
A. Jeffery 34-yard pass from Garcia	2	5	53	2:14	TD
Ingram 68-yard run	2	4	71	0:44	TD
Garcia 8-yard run	3	2	5	0:52	TD
Wooten 49-yard field goal	4	10	49	4:14	FG
Lattimore 3-yard run	4	6	79	2:55	TD

Navy	Quarter	Plays	Yards	TOP	Result
Lattimore 6-yard run	1	7	71	2:56	TD
Lattimore 5-yard run	2	10	80	5:45	TD
Wooten 48-yard field goal	2	10	32	3:34	FG
Lattimore 7-yard run	3	15	79	5:50	TD

Vanderbilt	Quarter	Plays	Yards	TOP	Result
Lattimore 52-yard pass from Garcia	2	2	57	0:33	TD
Lattimore 22-yard run	3	11	83	4:53	TD

Auburn	Quarter	Plays	Yards	TOP	Result
A. Jeffery 50-yard pass from Garcia	1	4	69	1:51	TD
Lattimore 15-yard run	3	2	50	0:46	TD

Kentucky	Quarter	Plays	Yards	TOP	Result
A. Jeffery 20-yard pass from Shaw	1	7	80	2:42	TD
Cunningham 11-yard pass from Shaw	2	7	55	2:27	TD
A. Jeffery 24-yard pass from Shaw	2	5	79	2:02	TD
Jones 25-yard pass from Shaw	3	11	78	5:13	TD
Wooten 48-yard field goal	3	12	48	5:27	FG
Wooten 42-yard field goal	3	4	3	1:30	FG
Ellington 61-yard run	4	1	61	0:12	TD
D.L. Moore 7-yard pass from Clifford	4	6	32	2:08	TD
Thompson 8-yard run	4	10	76	3:30	TD

Mississippi State	Quarter	Plays	Yards	TOP	Result
Lattimore 4-yard run	2	13	80	4:34	TD
A. Jeffery 4-yard pass from C. Shaw	4	12	79	5:54	TD

Tennessee	Quarter	Plays	Yards	TOP	Result
Anderson 23-yard pass from C. Shaw	2	5	44	1:53	TD
C. Shaw 5-yard run	3	20	98	11:35	TD

Arkansas	Quarter	Plays	Yards	TOP	Result
Wilds 4-yard run	1	9	72	5:09	TD
C. Shaw 9-yard run	3	9	45	4:10	TD
C. Shaw 1-yard run	4	13	80	5:47	TD

Florida	Quarter	Plays	Yards	TOP	Result
C. Shaw 10-yard run	2	11	62	5:20	TD
C. Shaw 1-yard run	2	11	46	4:25	TD
Wooten 28-yard field goal	4	5	48	2:09	FG

Citadel	Quarter	Plays	Yards	TOP	Result
Wilds 1-yard run	1	10	69	4:43	TD
Wilds 3-yard run	2	18	72	9:18	TD
C. Shaw 60-yard run	2	3	71	0:55	TD
A. Sanders 25-yard pass from C. Shaw	3	6	91	2:44	TD
A. Jeffery 32-yard pass from C. Shaw	4	9	91	5:01	TD
Anderson 20-yard pass from C. Shaw	4	6	38	3:01	TD

Clemson	Quarter	Plays	Yards	TOP	Result
Wooten 47-yard field goal	1	10	48	4:37	FG
Ellington 49-yard pass from C. Shaw	1	7	75	2:52	TD
C. Shaw 15-yard run	2	9	60	4:19	TD
Anderson 2-yard pass from C. Shaw	3	5	66	2:18	TD
Wooten 37-yard field goal	4	14	50	7:22	FG
A. Jeffery 18-yard pass from C. Shaw	4	2	19	0:41	TD

### Opponents

East Carolina	Quarter	Plays	Yards	TOP	Result
Hardy 25-yard pass from Davis	1	5	43	2:11	TD
Lewis 19-yard pass from Davis	2	7	52	2:31	TD
Barbour 24-yard field goal	2	9	25	4:18	FG
Womack 8-yard pass from Davis	2	5	29	1:12	TD
Davis 7-yard run	3	9	80	1:54	TD
Lewis 4-yard pass from Davis	4	19	72	7:04	TD

Georgia	Quarter	Plays	Yards	TOP	Result
Walsh 37-yard field goal	1	6	50	2:23	FG
Walsh 39-yard field goal	1	6	21	2:26	FG
Wooten 26-yard pass from Murray	2	7	64	3:38	TD
Crowell 17-yard pass from Murray	3	4	43	1:05	TD
Bennett 19-yard pass from Murray	4	9	88	4:02	TD
Crowell 15-yard run	4	5	37	1:52	TD
King 33-yard pass from Murray	4	4	62	0:52	TD

Navy	Quarter	Plays	Yards	TOP	Result
Howell 27-yard run	1	4	65	1:40	TD
Proctor 5-yard run	2	12	77	5:57	TD
Teich 2-yard run	3	11	91	6:10	TD

Vanderbilt	Quarter	Plays	Yards	TOP	Result
Spear 33-yard field goal	1	4	6	1:26	FG

Auburn	Quarter	Plays	Yards	TOP	Result
Parkey 21-yard field goal	1	10	47	3:04	FG
Dyer 1-yard run	2	11	75	3:18	TD
Lutzenkirchen 9-yard pass from Trotter	4	12	57	3:49	TD

Kentucky	Quarter	Plays	Yards	TOP	Result
McIntosh 28-yard field goal	1	6	15	2:54	FG

Mississippi State	Quarter	Plays	Yards	TOP	Result
Smith 19-yard pass from Russell	1	10	69	4:19	TD
DePasquale 22-yard field goal	4	12	70	3:15	FG

Tennessee	Quarter	Plays	Yards	TOP	Result
Palardy 22-yard field goal	1	7	14	2:20	FG

Arkansas	Quarter	Plays	Yards	TOP	Result
Hocker 44-yard field goal	1	8	41	3:27	FG
Wright 68-yard pass from Wilson	2	1	68	0:15	TD
Wright 16-yard pass from Wilson	2	12	75	4:38	TD
Hocker 21-yard field goal	3	9	62	3:03	FG
Hocker 25-yard field goal	3	9	30	3:51	FG
Wingo 4-yard run	4	8	63	2:21	TD
Green 1-yard run	4	2	1	1:14	TD

Florida	Quarter	Plays	Yards	TOP	Result
Sturgis 21-yard field goal	1	8	45	4:27	FG
Sturgis 24-yard field goal	3	10	58	5:26	FG
Brissett 2-yard run	4	3	49	0:51	TD

Citadel	Quarter	Plays	Yards	TOP	Result
Robinson fumble recovery in end zone	1	5	35	2:27	TD
Sellers 32-yard field goal	2	12	61	8:20	FG
Sellers 41-yard field goal	2	8	40	1:11	FG
Anderson 12-yard run	4	12	58	7:21	TD

Clemson	Quarter	Plays	Yards	TOP	Result
Allen 9-yard pass from Boyd	2	12	61	4:38	TD
Catanzaro 32-yard field goal	2	5	11	1:01	FG
Catanzaro 40-yard field goal	4	8	13	2:39	FG



### South Carolina Team Game Highs

Rushes	53	at Tennessee (Oct 29, 2011) vs Clemson (Nov 26, 2011)
Yards Rushing	288	vs Kentucky (Oct 08, 2011)
Yards Per Rush	6.9	vs The Citadel (Nov 19, 2011)
TD Rushes	5	vs East Carolina (Sep 03, 2011)
Pass attempts	43	vs Kentucky (Oct 08, 2011)
Pass completions	30	vs Kentucky (Oct 08, 2011)
Yards Passing	351	vs Kentucky (Oct 08, 2011)
Yards Per Pass	12.1	vs The Citadel (Nov 19, 2011)
TD Passes	5	vs Kentucky (Oct 08, 2011)
Total Plays	91	vs Kentucky (Oct 08, 2011)
Total Offense	639	vs Kentucky (Oct 08, 2011)
Yards Per Play	8.6	vs The Citadel (Nov 19, 2011)
Points	56	vs East Carolina (Sep 03, 2011)
Sacks By	6	vs Vanderbilt (Sep 24, 2011)
First Downs	32	vs Kentucky (Oct 08, 2011)
Penalties	10	vs Vanderbilt (Sep 24, 2011)
Penalty Yards	72	vs Vanderbilt (Sep 24, 2011)
Turnovers	4	vs East Carolina (Sep 03, 2011) vs Vanderbilt (Sep 24, 2011) vs Auburn (Oct 01, 2011) at Arkansas (Nov 05, 2011)
Interceptions By	4	vs Auburn (Oct 01, 2011) vs Kentucky (Oct 08, 2011)
Punts	7	vs Auburn (Oct 01, 2011)
Punting Avg	46.3	vs Vanderbilt (Sep 24, 2011)
Long Punt	60	at Mississippi State (Oct 15, 2011)
Punts inside 20	3	at Georgia (Sep 10, 2011)
Long Punt Return	68	vs East Carolina (Sep 03, 2011)

### South Carolina Individual Game Highs

Rushes	37	Marcus Lattimore vs Navy (Sep 17, 2011)
Yards Rushing	246	Marcus Lattimore vs Navy (Sep 17, 2011)
TD Rushes	3	Marcus Lattimore vs East Carolina (Sep 03, 2011) Marcus Lattimore vs Navy (Sep 17, 2011)
Long Rush	68	Melvin Ingram at Georgia (Sep 10, 2011)
Pass attempts	39	Connor Shaw vs Kentucky (Oct 08, 2011)
Pass completions	26	Connor Shaw vs Kentucky (Oct 08, 2011)
Yards Passing	311	Connor Shaw vs Kentucky (Oct 08, 2011)
TD Passes	4	Connor Shaw vs Kentucky (Oct 08, 2011)
Long Pass	55	Connor Shaw vs Clemson (Nov 26, 2011)
Receptions	6	Alshon Jeffery vs Kentucky (Oct 08, 2011)
Yards Receiving	95	Alshon Jeffery vs Kentucky (Oct 08, 2011)
TD Receptions	2	Alshon Jeffery vs Kentucky (Oct 08, 2011)
Long Reception	55	Rory Anderson vs Clemson (Nov 26, 2011)
Field Goals	2	Jay Wooten vs Kentucky (Oct 08, 2011) Jay Wooten vs Clemson (Nov 26, 2011)
Long Field Goal	49	Jay Wooten at Georgia (Sep 10, 2011)
Punts	7	Joey Scribner-Howard vs Auburn (Oct 01, 2011)
Punting Avg	46.3	Joey Scribner-Howard vs Vanderbilt (Sep 24, 2011)
Long Punt	60	Joey Scribner-Howard at Miss. State (Oct 15, 2011)
Punts inside 20	3	Joey Scribner-Howard at Georgia (Sep 10, 2011)
Long Punt Return	68	Ace Sanders vs East Carolina (Sep 03, 2011)
Long Kickoff Return	55	Victor Hampton at Arkansas (Nov 05, 2011)
Tackles	16	Antonio Allen vs East Carolina (Sep 03, 2011)
Sacks	3.5	Melvin Ingram vs Auburn (Oct 01, 2011)
Tackles For Loss	4.5	Melvin Ingram vs Auburn (Oct 01, 2011)
Interceptions	2	C.C. Whitlock vs Auburn (Oct 01, 2011)

### Opponent Team Game Highs

Rushes	67	vs Auburn (Oct 01, 2011)
Yards Rushing	274	vs Navy (Sep 17, 2011)
Yards Per Rush	5.8	vs Navy (Sep 17, 2011)
TD Rushes	3	vs Navy (Sep 17, 2011)
Pass attempts	56	vs East Carolina (Sep 03, 2011)
Pass completions	37	vs East Carolina (Sep 03, 2011)
Yards Passing	299	at Arkansas (Nov 05, 2011)
Yards Per Pass	8.6	at Georgia (Sep 10, 2011)
TD Passes	4	vs East Carolina (Sep 03, 2011) at Georgia (Sep 10, 2011)
Total Plays	92	vs Auburn (Oct 01, 2011)
Total Offense	436	at Georgia (Sep 10, 2011)
Yards Per Play	6.5	at Georgia (Sep 10, 2011)
Points	44	at Arkansas (Nov 05, 2011)
Sacks By	5	at Arkansas (Nov 05, 2011)
First Downs	23	at Georgia (Sep 10, 2011)
Penalties	9	at Arkansas (Nov 05, 2011)
Penalty Yards	79	vs Vanderbilt (Sep 24, 2011)
Turnovers	6	vs Kentucky (Oct 08, 2011)
Interceptions By	4	vs Vanderbilt (Sep 24, 2011)
Punts	9	vs Vanderbilt (Sep 24, 2011) vs Kentucky (Oct 08, 2011)
Punting Avg	45.0	at Mississippi State (Oct 15, 2011) vs The Citadel (Nov 19, 2011)
Long Punt	59	vs The Citadel (Nov 19, 2011)
Punts inside 20	5	vs Auburn (Oct 01, 2011)
Long Punt Return	32	at Georgia (Sep 10, 2011)

### Opponent Individual Game Highs

Rushes	41	Michael Dyer, vs Auburn (Oct 01, 2011)
Yards Rushing	141	Michael Dyer, vs Auburn (Oct 01, 2011)
TD Rushes	1	Several players
Long Rush	47	Chris Rainey, vs Florida (Nov 12, 2011)
Pass attempts	56	Dominique Davis, vs East Carolina (Sep 03, 2011)
Pass completions	37	Dominique Davis, vs East Carolina (Sep 03, 2011)
Yards Passing	299	Tyler Wilson, at Arkansas (Nov 05, 2011)
TD Passes	4	Dominique Davis, vs East Carolina (Sep 03, 2011) Aaron Murray, at Georgia (Sep 10, 2011)
Long Pass	68	Tyler Wilson, at Arkansas (Nov 5, 2011)
Receptions	13	Lance Lewis, vs East Carolina (Sep 03, 2011)
Yards Receiving	108	Lance Lewis, vs East Carolina (Sep 03, 2011)
TD Receptions	2	Lance Lewis, vs East Carolina (Sep 03, 2011) Jarius Wright, at Arkansas (Nov 05, 2011)
Long Reception	68	Jarius Wright, at Arkansas (Nov 05, 2011)
Field Goals	3	Zach Hocker, at Arkansas (Nov 05, 2011)
Long Field Goal	44	Zach Hocker, at Arkansas (Nov 05, 2011)
Punts	9	Richard Kent, vs Vanderbilt (Sep 24, 2011) Ryan Tydlacka, vs Kentucky (Oct 08, 2011)
Punting Avg	45.0	B. Swedenburg, at Mississippi State (Oct 15, 2011) Cass Couey, vs The Citadel (Nov 19, 2011)
Long Punt	59	Cass Couey, vs The Citadel (Nov 19, 2011)
Punts inside 20	5	Steven Clark, vs Auburn (Oct 01, 2011)
Long Punt Return	32	Branden Smith, at Georgia (Sep 10, 2011)
Long Kickoff Return	98	Dennis Johnson, at Arkansas (Nov 05, 2011)
Tackles	14	Daniel Drake, vs East Carolina (Sep 03, 2011) Winston Guy, vs Kentucky (Oct 08, 2011)
Sacks	3.0	Jake Bequette, at Arkansas (Nov 05, 2011)
Tackles For Loss	4.0	Fletcher Cox, at Mississippi State (Oct 15, 2011)
Interceptions	2	Casey Hayward, vs Vanderbilt (Sep 24, 2011)



### The Last Time South Carolina...

**SHUT OUT AN OPPONENT:**

34-0, vs NC State (8/2/08)  
0

**WAS SHUT OUT:**

18-0, vs. Georgia (9/9/06)

**SCORED BETWEEN 50-59 POINTS:**

54, vs. Kentucky (10/8/11)

**ALLOWED BETWEEN 50-59 POINTS:**

56, vs. Auburn (12/4/10)

**SCORED BETWEEN 60-69 POINTS:**

69, vs. Troy (11/20/10)

**ALLOWED BETWEEN 60-69 POINTS:**

63, vs. Clemson (11/22/03)

**SCORED MORE THAN 70 POINTS:**

77, vs. Kent State (10/7/95)

**SCORED ON A SAFETY:**

at Georgia (9/12/09)

**ALLOWED A SAFETY:**

at Mississippi State (10/15/11)

**RETURNED A KICKOFF FOR A TD:**

Matthew Thomas, 95 yards vs. Virginia (9/7/02)

**ALLOWED KICKOFF RETURN FOR A TD:**

Dennis Johnson, at Arkansas, 98 yards (11/5/11)

**RETURNED A PUNT FOR A TD:**

Ace Sanders, 68 yards vs. East Carolina (9/3/11)

**ALLOWED A PUNT RETURN FOR A TD:**

Lito Sheppard, Florida, 57 yards (11/11/00)

**RETURNED AN INTERCEPTION FOR A TD:**

Devin Taylor, 48 yards at Arkansas (11/5/11)

**ALLOWED AN INTERCEPTION FOR A TD:**

T'Sharvan Bell, 10 yards vs. Auburn (12/4/10)

**RETURNED A FUMBLE FOR A TD:**

Melvin Ingram, 0 yards vs Vanderbilt (9/24/11)

**HAD A DEFENSIVE PLAYER SCORE TWO TOUCHDOWNS IN A GAME:**

Melvin Ingram at Georgia, 68-yard run on a fake punt & 5-yard fumble recovery (9/10/11)

**ALLOWED A FUMBLE RETURN FOR A TD:**

Jason LeDoux, LSU, 15 yards (10/18/03)

**RAN A FAKE PUNT FOR A TD:**

Melvin Ingram, 68 yards at Georgia (9/10/11)

**HAD A PLAYER WITH 300-349 YARDS PASSING:**

311, Connor Shaw vs. Kentucky (10/8/11)

**HAD A PLAYER WITH 350-399 YARDS PASSING:**

355, Stephen Garcia at Vanderbilt (10/23/10)

**HAD A PLAYER WITH 400-449 YARDS PASSING:**

405, Steve Taneyhill vs. Georgia (9/2/95)

**HAD A PLAYER WITH 450+ YARDS PASSING:**

473, Steve Taneyhill vs. Mississippi State (10/14/95)

**HAD A PLAYER COMPLETE 30 PASSES:**

31, Stephen Garcia at Vanderbilt (10/23/10)

**HAD A PLAYER ATTEMPT 40-49 PASSES:**

47, Chris Smelley at Clemson (11/29/08)

**HAD A PLAYER ATTEMPT 50 PASSES:**

50, Stephen Garcia at Tennessee (10/31/09)

**HAD A PLAYER RUSH FOR 150-199 YDS:**

176, Marcus Lattimore, at Georgia (9/10/11)

**HAD A PLAYER RUSH FOR 200-249 YDS:**

246, Marcus Lattimore vs. Navy (9/17/11)

**HAD A PLAYER RUSH FOR 250+ YDS:**

278, Brandon Bennett vs. East Tennessee State (10/5/91)

**HAD TWO PLAYERS RUSH FOR MORE THAN 100 YARDS:**

Cory Boyd (132) and Mike Davis (102) vs. South Carolina State (9/15/07)

**HAD A PLAYER WITH 150-199 YARDS RECEIVING:**

158, Alshon Jeffery at Vanderbilt (10/23/10)

**HAD A PLAYER WITH 200+ YARDS RECEIVING:**

210, Troy Williamson vs. USF (9/18/04)

**HAD TWO PLAYERS WITH 100 YARDS RECEIVING:**

Alshon Jeffery (158) and Tori Gurley (112), at Vanderbilt (10/23/10)

**HAD A PLAYER WITH 500+ YARDS TOTAL OFFENSE:**

512, Steve Taneyhill vs. Mississippi State (10/14/95)

**HAD A PLAYER SCORE 4+ TDs:**

5, Sidney Rice vs. Florida Atlantic (9/23/06)

**HAD A PLAYER PASS FOR 4 TDs:**

4, Connor Shaw vs. Kentucky (10/8/11)

**HAD A PLAYER PASS FOR 5 TDs:**

5, Syvelle Newton vs. FAU (9/23/06)

**HAD A PLAYER RUSH FOR 3 TDs:**

3, Marcus Lattimore vs. Navy (9/17/11)

**HAD A PLAYER CATCH 3 TD PASSES:**

3, Alshon Jeffery vs. Kentucky (10/10/09)

**HAD A PLAYER CATCH 4+ TD PASSES:**

5, Sidney Rice vs. Fla. Atlantic (9/23/06)

**HAD A PLAYER KICK 4 FIELD GOALS:**

4, Ryan Succop vs. UAB (9/27/08)

**HAD A PLAYER KICK 5+ FIELD GOALS:**

5, Spencer Lanning at Georgia (9/12/09)

**HAD A PLAYER WITH 2 INTERCEPTIONS:**

2, Chris Culliver, at Kentucky (10/11/08)

**HAD A PLAYER WITH 3 INTERCEPTIONS:**

3, Patrick Hinton vs. NC State (10/29/88)

**BLOCKED A FIELD GOAL ATTEMPT:**

Stephon Gilmore at Tennessee (10/29/11)

**RETURNED A BLOCKED FIELD GOAL FOR A TD:**

Captain Munnerlyn at Kentucky, 81 yards, (10/11/08)

**BLOCKED A PUNT:**

Devin Taylor at NC State (9/3/09)

**BLOCKED A PUNT FOR A TD:**

Derek Watson vs. Florida, 2 yards, (11/11/00)

**HAD A PUNT BLOCKED:**

vs Clemson (11/26/11)

**HAD A FIELD GOAL BLOCKED:**

at Vanderbilt (10/23/10)

**HAD A PAT BLOCKED:**

vs. Kentucky (10/8/11)

**MISSED A PAT:**

vs The Citadel (11/19/11)

**MADE A 2-PT CONVERSION:**

Dondrial Pinkins run vs. UAB (9/20/03)

**ATTEMPTED A 2-PT CONVERSION:**

at LSU (9/22/07)

**RECOVERED ITS OWN ONSIDE KICK:**

at Arkansas (11/3/07)

**ALLOWED BLOCKED PAT TO BE RETURNED FOR CONVERSION:**

Demetrice Webb, Florida (11/12/05)

**HAD LESS THAN 50 YARDS RUSHING:**

43, vs. Iowa (1/1/09)

**HAD 200+ YARDS RUSHING:**

210, vs Clemson (11/26/11)

**HAD 300+ YARDS RUSHING:**

356, vs. Vanderbilt (10/20/01)

**HAD 500-599+ TOTAL NET YARDS:**

516, vs. Florida Atlantic (9/19/09)

**HAD 600+ TOTAL NET YARDS:**

639, vs. Kentucky (10/8/11)

**HAD A 50+ YARD RUN:**

60, Connor Shaw vs. The Citadel (11/19/11)

**HAD A 50+ YARD RECEPTION:**

55, Connor Shaw to Rory Anderson, vs. Clemson (11/26/11)

### The Last Time an Opponent Had...

**TEAM...****LESS THAN 50 YARDS RUSHING:**

35, at Tennessee (10/29/11)

**200+ YARDS RUSHING:**

246, vs Auburn (10/01/11)

**LESS THAN 100 YARDS PASSING:**

83, vs. Clemson (11/26/11)

**400+ YARDS PASSING:**

402, vs Florida (11/11/95)

**LESS THAN 200 TOTAL NET YARDS:**

153, vs Clemson (11/26/11)

**500+ TOTAL NET YARDS:**

589, vs Auburn (12/4/10)

**600+ TOTAL NET YARDS:**

650, at Arkansas (11/3/07)

**INDIVIDUAL...****350+ YARDS PASSING:**

386, Kevin Kolb, Houston (12/29/06)

**400+ YARDS PASSING:**

485, Eric Zeier, Georgia (9/3/94)

**150+ YARDS RUSHING:**

176, Cam Newton, Auburn (9/25/10)

**200+ YARDS RUSHING:**

246, Mark Ingram, at Alabama (10/17/09)

**250+ YARDS RUSHING:**

321, Darren McFadden, Arkansas (11/3/07)

**300+ YARDS RUSHING:**

321, Darren McFadden, Arkansas (11/3/07)

**200+ YARDS RECEIVING:**

217, Darvin Adams, Auburn (12/4/10)

**50+ YARD RUN:**

54, Cam Newton, Auburn (9/25/10)

**50+ YARD RECEPTION:**

68, Tyler Wilson to Jarius Wright, Arkansas (11/5/11)

**MADE 4 FIELD GOALS:**

4, Dustin Hopkins, Florida State (12/31/10)

**RUSHED FOR 4 TOUCHDOWNS:**

4, Chad Jasmin, Clemson (11/21/03)

**TWO PLAYERS WITH...****100+ YARDS RUSHING:**

at Auburn, Cam Newton (176) &

Michael Dyer (100) (9/25/10)

**100+ YARDS RECEIVING:**

Central Florida, Mike Walker (105) & Brandon Marshall (102), (9/1/05)



SCORING OFFENSE	G	TD	XP	2XP	DXP	FG	Saf	Pts	Avg
1. LSU	13	65	62	0	0	16	0	500	38.5
2. Arkansas	12	56	53	2	0	18	1	449	37.4
3. Alabama	12	54	52	1	0	18	0	432	36.0
4. Georgia	13	51	50	1	0	20	0	418	32.2
5. S. Carolina	12	49	46	0	0	7	0	361	30.1
6. Vanderbilt	12	43	42	0	0	7	1	323	26.9
7. Florida	12	34	30	1	0	23	1	307	25.6
8. Miss. State	12	39	37	0	0	11	1	306	25.5
9. Auburn	12	37	36	0	0	11	0	291	24.2
10. Tennessee	12	31	28	0	0	10	0	244	20.3
11. Ole Miss	12	24	20	1	0	9	0	193	16.1
12. Kentucky	12	22	20	1	0	12	0	190	15.8

RUSHING OFFENSE	G	Att	Yds	Avg	TD	Yds/G
1. Alabama	12	473	2638	5.6	33	219.8
2. LSU	13	564	2797	5.0	35	215.2
3. S. Carolina	12	513	2376	4.6	26	198.0
4. Auburn	12	492	2097	4.3	16	174.8
5. Georgia	13	543	2245	4.1	15	172.7
6. Miss. State	12	474	2026	4.3	17	168.8
7. Vanderbilt	12	461	2011	4.4	24	167.6
8. Florida	12	431	1728	4.0	17	144.0
9. Arkansas	12	382	1657	4.3	25	138.1
10. Ole Miss	12	460	1555	3.4	12	129.6
11. Kentucky	12	428	1490	3.5	9	124.2
12. Tennessee	12	392	1081	2.8	11	90.1

PASS OFFENSE	G	Att	Cmp	Int	Pct.	Yds	Avg	TD	Yds/G
1. Arkansas	12	440	279	7	63.4	3693	8.4	24	307.8
2. Tennessee	12	400	223	12	55.8	2911	7.3	18	242.6
3. Georgia	13	402	237	12	59.0	3135	7.8	35	241.2
4. Alabama	12	323	214	8	66.3	2563	7.9	16	213.6
5. Florida	12	304	170	12	55.9	2282	7.5	12	190.2
6. Miss. State	12	329	186	11	56.5	2235	6.8	18	186.2
7. S. Carolina	12	300	180	15	60.0	2129	7.1	17	177.4
8. Vanderbilt	12	312	167	16	53.5	2102	6.7	14	175.2
9. LSU	13	262	162	4	61.8	2082	7.9	21	160.2
10. Auburn	12	269	152	13	56.5	1841	6.8	16	153.4
11. Ole Miss	12	313	155	13	49.5	1820	5.8	9	151.7
12. Kentucky	12	336	171	12	50.9	1627	4.8	12	135.6

TOTAL OFFENSE	G	Rush	Pass	Plays	Yards	Avg/P	TD	Yds/G
1. Arkansas	12	1657	3693	822	5350	6.5	49	445.8
2. Alabama	12	2638	2563	796	5201	6.5	49	433.4
3. Georgia	13	2245	3135	945	5380	5.7	50	413.8
4. S. Carolina	12	2376	2129	813	4505	5.5	43	375.4
5. LSU	13	2797	2082	826	4879	5.9	56	375.3
6. Miss. State	12	2026	2235	803	4261	5.3	35	355.1
7. Vanderbilt	12	2011	2102	773	4113	5.3	38	342.8
8. Florida	12	1728	2282	735	4010	5.5	29	334.2
9. Tennessee	12	1081	2911	792	3992	5.0	29	332.7
10. Auburn	12	2097	1841	761	3938	5.2	32	328.2
11. Ole Miss	12	1555	1820	773	3375	4.4	21	281.2
12. Kentucky	12	1490	1627	764	3117	4.1	21	259.8

PASS EFFICIENCY	G	Att	Cmp	Pct	Int	Yds	TD	Effic
1.1. LSU	13	262	162	61.8	4	2082	21	152.0
2. Arkansas	12	440	279	63.4	7	3693	24	148.7
3. Georgia	13	402	237	59.0	12	3135	35	147.2
4. Alabama	12	323	214	66.3	8	2563	16	144.3
5. S. Carolina	12	300	180	60.0	15	2129	17	128.3
6. Tennessee	12	400	223	55.8	12	2911	18	125.7
7. Miss. State	12	329	186	56.5	11	2235	18	125.0
8. Florida	12	304	170	55.9	12	2282	12	124.1
9. Auburn	12	269	152	56.5	13	1841	16	124.0
10. Vanderbilt	12	312	167	53.5	16	2102	14	114.7
11. Ole Miss	12	313	155	49.5	13	1820	9	99.5
12. Kentucky	12	336	171	50.9	12	1627	12	96.2

SCORING DEFENSE	G	TD	XP	2XP	DXP	FG	Saf	Pts	Avg
1. Alabama	12	12	11	1	0	7	0	106	8.8
2. LSU	13	14	13	1	0	12	1	137	10.5
3. S. Carolina	12	25	21	1	0	17	1	226	18.8
4. Georgia	13	33	30	0	0	9	0	255	19.6
5. Miss. State	12	26	26	0	0	19	0	239	19.9
6. Florida	12	31	29	0	0	10	1	247	20.6
7. Vanderbilt	12	31	23	4	0	11	0	250	20.8
8. Tennessee	12	33	32	0	0	13	1	271	22.6
9. Arkansas	12	36	36	0	0	7	0	273	22.8
10. Kentucky	12	36	35	0	0	15	0	296	24.7
11. Auburn	12	43	39	2	0	17	0	352	29.3
12. Ole Miss	12	49	48	0	0	13	2	385	32.1

RUSHING DEFENSE	G	Att	Yards	Avg.	TD	Yds/G
1. Alabama	12	359	899	2.5	3	74.9
2. LSU	13	425	1111	2.6	6	85.5
3. Georgia	13	411	1344	3.3	14	103.4
4. Vanderbilt	12	429	1476	3.4	10	123.0
5. Florida	12	470	1588	3.4	16	132.3
6. S. Carolina	12	443	1631	3.7	11	135.9
7. Miss. State	12	498	1932	3.9	13	161.0
8. Tennessee	12	445	1952	4.4	17	162.7
9. Arkansas	12	465	2092	4.5	20	174.3
10. Kentucky	12	487	2198	4.5	14	183.2
11. Auburn	12	501	2337	4.7	18	194.8
12. Ole Miss	12	500	2699	5.4	26	224.9

PASS DEFENSE	G	Att	Cmp	Int	Pct.	Yds	Avg	TD	Yds/G
1. Alabama	12	317	153	12	48.3	1396	4.4	6	116.3
2. S. Carolina	12	330	164	18	49.7	1596	4.8	13	133.0
3. Georgia	13	379	190	17	50.1	2146	5.7	11	165.1
4. LSU	13	403	206	18	51.1	2166	5.4	7	166.6
5. Florida	12	318	168	8	52.8	2007	6.3	13	167.2
6. Tennessee	12	307	178	9	58.0	2134	7.0	14	177.8
7. Kentucky	12	342	175	15	51.2	2326	6.8	19	193.8
8. Ole Miss	12	306	187	10	61.1	2333	7.6	17	194.4
9. Miss. State	12	386	254	12	65.8	2339	6.1	12	194.9
10. Arkansas	12	377	216	11	57.3	2365	6.3	11	197.1
11. Vanderbilt	12	369	204	17	55.3	2419	6.6	15	201.6
12. Auburn	12	354	224	10	63.3	2532	7.2	21	211.0

TOTAL DEFENSE	G	Rush	Pass	Plays	Yards	Avg	TD	Yds/G
1. Alabama	12	899	1396	676	2295	3.4	9	191.2
2. LSU	13	1111	2166	828	3277	4.0	13	252.1
3. Georgia	13	1344	2146	790	3490	4.4	25	268.5
4. S. Carolina	12	1631	1596	773	3227	4.2	24	268.9
5. Florida	12	1588	2007	788	3595	4.6	29	299.6
6. Vanderbilt	12	1476	2419	798	3895	4.9	25	324.6
7. Tennessee	12	1952	2134	752	4086	5.4	31	340.5
8. Miss. State	12	1932	2339	884	4271	4.8	25	355.9
9. Arkansas	12	2092	2365	842	4457	5.3	31	371.4
10. Kentucky	12	2198	2326	829	4524	5.5	33	377.0
11. Auburn	12	2337	2532	855	4869	5.7	39	405.8
12. Ole Miss	12	2699	2333	806	5032	6.2	43	419.3

PASS DEF EFF.	G	Att	Cmp	Int	Pct.	Yds	TD	Effic
1. Alabama	12	317	153	12	48.3	1396	6	83.9
2. S. Carolina	12	330	164	18	49.7	1596	13	92.4
3. LSU	13	403	206	18	51.1	2166	7	93.1
4. Georgia	13	379	190	17	50.1	2146	11	98.3
5. Arkansas	12	377	216	11	57.3	2365	11	113.8
6. Florida	12	318	168	8	52.8	2007	13	114.3
7. Vanderbilt	12	369	204	17	55.3	2419	15	114.6
8. Kentucky	12	342	175	15	51.2	2326	19	117.9
9. Miss. State	12	386	254	12	65.8	2339	12	120.7
10. Tennessee	12	307	178	9	58.0	2134	14	125.6
11. Ole Miss	12	306	187	10	61.1	2333	17	137.0
12. Auburn	12	354	224	10	63.3	2532	21	137.3



# GAMECOCK FOOTBALL

## SEC TEAM STATISTICS

### KICKOFFS

	G	No.	Yds	Avg	Retn	TB	NetAvg
1. Auburn	12	59	4058	68.8	546	34	48.0
2. Ole Miss	12	43	2909	67.7	626	12	47.5
3. Arkansas	12	86	5837	67.9	1098	36	46.7
4. Vanderbilt	12	61	3930	64.4	943	8	46.3
5. Kentucky	12	44	2868	65.2	563	14	46.0
6. Tennessee	12	48	3009	62.7	724	6	45.1
7. LSU	13	93	5931	63.8	1508	16	44.1
8. Georgia	13	82	5386	65.7	1291	24	44.1
9. Florida	12	69	4518	65.5	1263	11	44.0
10. Miss. State	12	61	3828	62.8	1062	6	43.4
11. Alabama	12	84	5224	62.2	1696	5	40.8
12. S. Carolina	12	67	4111	61.4	1305	6	40.1

### PUNTING

	G	No.	Yards	Avg/P	PR	Avg	TB	Net/P
1. LSU	13	57	2498	43.8	6	0.1	6	41.6
2. Kentucky	12	80	3459	43.2	153	1.9	7	39.6
3. Auburn	12	70	2833	40.5	62	0.9	2	39.0
4. Vanderbilt	12	60	2499	41.7	90	1.5	4	38.8
5. Ole Miss	12	72	3137	43.6	219	3.0	7	38.6
6. Miss. State	12	66	2764	41.9	114	1.7	7	38.0
7. Florida	12	54	2155	39.9	99	1.8	2	37.3
8. Arkansas	12	49	2213	45.2	345	7.0	2	37.3
9. Alabama	12	36	1401	38.9	50	1.4	2	36.4
10. S. Carolina	12	48	1828	38.1	111	2.3	2	34.9
11. Georgia	13	52	2260	43.5	370	7.1	4	34.8
12. Tennessee	12	54	2040	37.8	143	2.6	2	34.4

### FIRST DOWNS

	G	Rush	Pass	Pen	Total
1. Georgia	13	117	146	18	281
2. Arkansas	12	86	161	19	266
3. LSU	13	142	96	26	264
4. Alabama	12	125	123	11	259
5. S. Carolina	12	139	82	11	232
6. Miss. State	12	114	97	16	227
7. Tennessee	12	73	126	18	217
8. Vanderbilt	12	115	77	17	209
9. Florida	12	88	99	21	208
10. Auburn	12	114	80	11	205
11. Ole Miss	12	97	79	10	186
12. Kentucky	12	84	67	19	170

### 3RD-DN CONV.

	G	Conv	Att	Pct
1. Alabama	12	75	153	49.0
2. LSU	13	74	158	46.8
3. S. Carolina	12	74	168	44.0
4. Georgia	13	87	200	43.5
5. Arkansas	12	70	167	41.9
6. Tennessee	12	70	171	40.9
7. Miss. State	12	67	173	38.7
8. Auburn	12	57	160	35.6
9. Vanderbilt	12	57	165	34.5
10. Ole Miss	12	57	173	32.9
11. Florida	12	45	147	30.6
12. Kentucky	12	51	176	29.0

### 4TH-DOWN CONV.

	G	Conv	Att	Pct
1. LSU	13	4	5	80.0
2. Vanderbilt	12	14	18	77.8
3. Arkansas	12	11	15	73.3
4. S. Carolina	12	20	28	71.4
5. Alabama	12	7	11	63.6
6. Georgia	13	11	19	57.9
7. Florida	12	6	11	54.5
8. Miss. State	12	9	17	52.9
9. Auburn	12	5	11	45.5
10. Tennessee	12	12	28	42.9
11. Kentucky	12	9	23	39.1
12. Ole Miss	12	7	20	35.0

### KICKOFF RETURNS

	G	Ret	Yds	TD	Avg
1. Auburn	12	52	1264	2	24.3
2. Alabama	12	21	498	0	23.7
3. Arkansas	12	39	903	2	23.2
4. Tennessee	12	43	976	0	22.7
5. Vanderbilt	12	48	1082	1	22.5
6. Florida	12	45	1009	1	22.4
7. Georgia	13	42	941	0	22.4
8. LSU	13	32	703	1	22.0
9. S. Carolina	12	35	735	0	21.0
10. Ole Miss	12	56	1147	0	20.5
11. Kentucky	12	47	952	0	20.3
12. Miss. State	12	38	673	0	17.7

### PUNT RETURNS

	G	Ret	Yds	TD	Avg
1. Ole Miss	12	14	219	2	15.6
2. LSU	13	38	523	2	13.8
3. Arkansas	12	28	358	3	12.8
4. Alabama	12	36	440	1	12.2
5. Miss. State	12	24	288	2	12.0
6. Tennessee	12	16	130	0	8.1
7. S. Carolina	12	18	137	1	7.6
8. Auburn	12	20	138	0	6.9
9. Georgia	13	25	167	0	6.7
10. Vanderbilt	12	24	149	0	6.2
11. Florida	12	23	133	1	5.8
12. Kentucky	12	19	35	0	1.8

### OPP. 1ST DOWNS

	G	Rush	Pass	Pen	Total
1. Alabama	12	53	62	11	126
2. Georgia	13	78	95	13	186
3. S. Carolina	12	104	76	8	188
4. LSU	13	69	101	21	191
5. Florida	12	92	82	25	199
6. Tennessee	12	100	91	16	207
7. Vanderbilt	12	88	108	17	213
8. Arkansas	12	101	108	16	225
9. Kentucky	12	121	99	14	234
10. Miss. State	12	111	111	14	236
11. Ole Miss	12	124	105	19	248
12. Auburn	12	131	119	16	266

### OPP 3RD-DN CONV.

	G	Conv	Att	Pct
1. Alabama	12	43	172	25.0
2. Florida	12	46	166	27.7
3. Georgia	13	51	177	28.8
4. LSU	13	68	195	34.9
5. S. Carolina	12	63	174	36.2
6. Vanderbilt	12	67	179	37.4
7. Arkansas	12	68	181	37.6
8. Miss. State	12	75	194	38.7
9. Tennessee	12	63	162	38.9
10. Kentucky	12	71	179	39.7
11. Ole Miss	12	65	158	41.1
12. Auburn	12	82	173	47.4

### OPP 4TH-DN CONV

	G	Conv	Att	Pct
1. Kentucky	12	6	15	40.0
2. Vanderbilt	12	9	22	40.9
3. Alabama	12	11	25	44.0
4. LSU	13	8	18	44.4
5. Miss. State	12	10	20	50.0
Tennessee	12	9	18	50.0
Arkansas	12	10	20	50.0
Georgia	13	10	20	50.0
9. Florida	12	13	25	52.0
10. S. Carolina	12	10	18	55.6
11. Ole Miss	12	12	17	70.6
12. Auburn	12	8	11	72.7



RED ZONE OFFENSE	G	RedZone	Pct.	TDs	R/P	FG-A	Fumb/Int/Dns/Other
1. LSU	13	57-61	93.4	44	30/14	13-14	0/1/1/1
2. Alabama	12	48-55	87.3	32	24/8	16-19	0/0/2/2
3. Arkansas	12	47-54	87.0	34	19/15	13-16	2/0/1/1
4. Miss. State	12	33-38	86.8	22	10/12	11-13	0/1/0/2
5. Florida	12	30-35	85.7	17	13/4	13-14	0/1/3/0
6. Auburn	12	26-31	83.9	19	12/7	7-8	0/3/1/0
7. Georgia	13	43-52	82.7	33	12/21	10-14	1/0/3/1
8. S. Carolina	12	31-38	81.6	29	21/8	2-2	1/3/2/1
9. Tennessee	12	31-38	81.6	24	11/13	7-8	1/3/2/0
10. Kentucky	12	24-30	80.0	15	8/7	9-10	1/1/2/1
11. Ole Miss	12	19-25	76.0	13	9/4	6-7	0/1/3/1
12. Vanderbilt	12	30-40	75.0	23	18/5	7-10	1/4/1/1

PENALTIES	G	No	Yds	Avg/G
1. Alabama	12	48	364	30.3
2. Kentucky	12	59	482	40.2
3. Miss. State	12	65	519	43.2
4. Arkansas	12	74	550	45.8
5. Tennessee	12	69	561	46.8
6. S. Carolina	12	76	567	47.2
7. Georgia	13	81	649	49.9
8. LSU	13	81	651	50.1
9. Auburn	12	69	611	50.9
10. Vanderbilt	12	75	614	51.2
11. Ole Miss	12	80	692	57.7
12. Florida	12	93	699	58.2

SACKS BY	G	Sacks	Yards
1. LSU	13	37	249
2. Georgia	13	34	260
3. Alabama	12	26	172
4. S. Carolina	12	25	161
5. Vanderbilt	12	24	157
6. Florida	12	22	150
7. Arkansas	12	22	168
8. Miss. State	12	21	134
9. Auburn	12	21	112
10. Kentucky	12	20	126
11. Tennessee	12	16	95
12. Ole Miss	12	13	95

FIELD GOALS	G	Made	Att	Pct
1. LSU	13	16	18	.889
2. Kentucky	12	12	14	.857
3. Florida	12	23	28	.821
4. Ole Miss	12	9	11	.818
5. Arkansas	12	18	24	.750
6. Auburn	12	11	15	.733
7. S. Carolina	12	7	10	.700
8. Tennessee	12	10	15	.667
9. Alabama	12	18	29	.621
10. Miss. State	12	11	18	.611
11. Georgia	13	20	33	.606
12. Vanderbilt	12	7	13	.538

TURNOVER MARGIN	G	-Gained-			-Lost-			Mar	Per/G
		Fum	Int	Tot	Fum	Int	Tot		
1. LSU	13	12	18	30	4	4	8	+22	1.69
2. Georgia	13	12	17	29	10	12	22	+7	0.54
3. Alabama	12	6	12	18	4	8	12	+6	0.50
4. Miss. State	12	8	12	20	5	11	16	+4	0.33
5. S. Carolina	12	12	18	30	12	15	27	+3	0.25
6. Vanderbilt	12	10	17	27	9	16	25	+2	0.17
7. Kentucky	12	10	15	25	12	12	24	+1	0.08
8. Auburn	12	11	10	21	8	13	21	+0	0.00
9. Arkansas	12	8	11	19	12	7	19	+0	0.00
10. Tennessee	12	9	9	18	6	12	18	+0	0.00
11. Ole Miss	12	7	10	17	12	13	25	-8	-0.67
12. Florida	12	4	8	12	11	12	23	-11	-0.92

RED ZONE DEFENSE	G	RedZone	Pct.	TDs	R/P	FG-A	Fumb/Int/Dns/Other
1. Alabama	12	10-17	58.8	6	2/4	4-7	0/0/4/0
2. Arkansas	12	24-33	72.7	19	15/4	5-8	1/2/1/2
3. Miss. State	12	32-43	74.4	19	10/9	13-16	2/3/2/1
4. Kentucky	12	28-36	77.8	19	11/8	9-10	1/2/3/1
5. Ole Miss	12	37-47	78.7	28	18/10	9-13	1/2/1/2
6. Tennessee	12	32-40	80.0	22	13/9	10-11	0/1/4/2
7. Vanderbilt	12	21-26	80.8	16	8/8	5-6	0/3/1/0
8. Florida	12	31-37	83.8	22	14/8	9-14	0/0/0/1
9. S. Carolina	12	33-39	84.6	19	10/9	14-16	0/3/1/0
10. LSU	13	20-23	87.0	12	6/6	8-8	0/0/2/1
11. Georgia	13	24-27	88.9	18	12/6	6-6	0/1/1/1
12. Auburn	12	41-46	89.1	29	15/14	12-13	0/0/2/2

OPP. PENALTIES	G	No	Yds	Avg/G
1. Florida	12	86	715	59.6
2. LSU	13	94	721	55.5
3. Miss. State	12	76	659	54.9
4. Tennessee	12	78	657	54.8
5. Kentucky	12	74	639	53.2
6. Arkansas	12	75	628	52.3
7. Vanderbilt	12	74	616	51.3
8. Georgia	13	86	587	45.2
9. Auburn	12	69	514	42.8
10. Ole Miss	12	60	460	38.3
11. Alabama	12	54	418	34.8
12. S. Carolina	12	54	409	34.1

SACKS AGAINST	G	Sacks	Yards
1. LSU	13	14	89
2. Alabama	12	15	88
3. Tennessee	12	18	150
4. Florida	12	23	169
5. Miss. State	12	24	171
6. Arkansas	12	25	168
7. Vanderbilt	12	26	191
8. S. Carolina	12	26	144
9. Georgia	13	29	170
10. Auburn	12	31	196
11. Ole Miss	12	34	262
12. Kentucky	12	35	211

PAT KICKING	G	Made	Att	Pct
1. Georgia	13	50	50	1.000
2. Miss. State	12	37	37	1.000
3. Florida	12	30	30	1.000
4. Arkansas	12	53	54	.981
5. Alabama	12	52	53	.981
6. Vanderbilt	12	42	43	.977
7. Auburn	12	36	37	.973
8. LSU	13	62	64	.969
9. Tennessee	12	28	29	.966
10. Kentucky	12	20	21	.952
11. S. Carolina	12	46	49	.939
12. Ole Miss	12	20	22	.909

TIME OF POSS.	G	Total Time	Avg/G
1. Georgia	13	439:29	33:48
2. Alabama	12	390:56	32:34
3. LSU	13	416:15	32:01
4. S. Carolina	12	381:19	31:46
5. Tennessee	12	369:04	30:45
6. Vanderbilt	12	359:16	29:56
7. Ole Miss	12	346:28	28:52
8. Kentucky	12	343:38	28:38
9. Florida	12	340:24	28:22
10. Arkansas	12	338:57	28:14
11. Auburn	12	332:16	27:41
12. Miss. State	12	317:16	26:26



# GAMECOCK FOOTBALL

## SEC INDIVIDUAL STATISTICS

RUSHING	Team	CI	G	Att	Yds	Avg	TD	Long	Yds/G
1. Trent Richardson	UA	JR	12	263	1583	6.0	20	76	131.9
2. Michael Dyer	AU	SO	12	242	1242	5.1	10	55	103.5
3. Zac Stacy	VU	JR	12	183	1136	6.2	13	77	94.7
4. Vick Ballard	MS	SR	12	179	1009	5.6	8	66	84.1
5. Isaiah Crowell	UG	FR	11	182	847	4.7	5	29	77.0
6. Chris Rainey	UF	SR	11	155	790	5.1	2	47	71.8
7. Dennis Johnson	AR	JR	10	101	637	6.3	3	71	63.7
8. Spencer Ware	LS	SO	12	174	700	4.0	8	35	58.3
9. Michael Ford	LS	SO	13	123	755	6.1	7	49	58.1
10. Tauren Poole	UT	SR	12	187	693	3.7	5	28	57.8

PASSING AVG	Team	CI	G	Att	Cmp	Int	Pct.	Yds	TD	Avg/G
1. Tyler Wilson	AR	JR	12	407	257	6	63.1	3422	22	285.2
2. Aaron Murray	UG	SO	13	371	218	12	58.8	2861	33	220.1
3. A.J. McCarron	UA	SO	12	294	196	5	66.7	2400	16	200.0
4. John Brantley	UF	SR	10	224	132	6	58.9	1912	10	191.2
5. Connor Shaw	SC	SO	9	171	112	6	65.5	1218	12	135.3
6. Jordan Rodgers	VU	JR	12	202	104	9	51.5	1498	9	124.8
7. Randall Mackey	UM	JR	9	155	77	5	49.7	1112	7	123.6
8. Tyler Russell	MS	SO	9	129	69	4	53.5	1034	8	114.9
9. Chris Relf	MS	SR	10	171	102	7	59.6	1083	9	108.3
10. Jarrett Lee	LS	SR	13	167	104	3	62.3	1306	14	100.5

TOTAL OFFENSE	Team	CI	G	Rush	Pass	Plays	Total	Yds/G
1. Tyler Wilson	AR	JR	12	-21	3422	460	3401	283.4
2. Aaron Murray	UG	SO	13	124	2861	450	2985	229.6
3. A.J. McCarron	UA	SO	12	-33	2400	320	2367	197.2
4. Connor Shaw	SC	SO	9	483	1218	287	1701	189.0
5. John Brantley	UF	SR	10	-117	1912	247	1795	179.5
6. Jordan Rodgers	VU	JR	12	387	1498	310	1885	157.1
7. Randall Mackey	UM	JR	9	180	1112	238	1292	143.6
8. Chris Relf	MS	SR	10	311	1083	279	1394	139.4
9. Trent Richardson	UA	JR	12	1583	0	263	1583	131.9
10. Tyler Russell	MS	SO	9	45	1034	162	1079	119.9

RECEPTIONS	Team	CI	G	Rec	Yds	TD	Long	Avg/C	Rec/G
1. Jarius Wright	AR	SR	11	63	1029	11	68	16.3	5.73
2. Da'Rick Rogers	UT	SO	12	67	1040	9	58	15.5	5.58
3. Marquis Maze	UA	SR	12	56	627	1	69	11.2	4.67
4. Joe Adams	AR	SR	12	49	630	3	67	12.9	4.08
5. Rueben Randle	LS	JR	13	50	904	8	59	18.1	3.85
6. M. Mitchell	UG	FR	10	38	614	4	71	16.2	3.80
7. Alshon Jeffery	SC	JR	12	45	614	7	50	13.6	3.75
8. Orson Charles	UG	JR	13	44	572	5	36	13.0	3.38
9. La'Rod King	UK	JR	12	40	598	7	55	14.9	3.33
Chris Gragg	AR	JR	12	40	492	2	41	12.3	3.33

RECEIVE YARDS	Team	CI	G	Rec	Yds	TD	Long	Avg/C	Yds/G
1. Jarius Wright	AR	SR	11	63	1029	11	68	16.3	93.5
2. Da'Rick Rogers	UT	SO	12	67	1040	9	58	15.5	86.7
3. Rueben Randle	LS	JR	13	50	904	8	59	18.1	69.5
4. M. Mitchell	UG	FR	10	38	614	4	71	16.2	61.4
5. Jordan Matthews	VU	SO	12	37	722	5	49	19.5	60.2
6. Joe Adams	AR	SR	12	49	630	3	67	12.9	52.5
7. Marquis Maze	UA	SR	12	56	627	1	69	11.2	52.2
8. Alshon Jeffery	SC	JR	12	45	614	7	50	13.6	51.2
9. Emory Blake	AU	JR	10	30	505	5	56	16.8	50.5
10. La'Rod King	UK	JR	12	40	598	7	55	14.9	49.8

ALL PURPOSE	Team	CI	G	Rush	Rcv	PR	KR	Yds	Avg/G
1. Trent Richardson	UA	JR	12	1583	327	0	66	1976	164.7
2. Dennis Johnson	AR	JR	10	637	253	0	461	1351	135.1
3. Chris Rainey	UF	SR	11	790	350	75	103	1318	119.8
4. Marquis Maze	UA	SR	12	-6	627	384	342	1347	112.2
5. Michael Dyer	AU	SO	12	1242	7	0	0	1249	104.1
6. Zac Stacy	VU	JR	12	1136	95	0	0	1231	102.6
7. Jeff Scott	UM	SO	10	529	99	138	248	1014	101.4
8. Vick Ballard	MS	SR	12	1009	178	0	0	1187	98.9
9. Da'Rick Rogers	UT	SO	12	10	1040	0	113	1163	96.9
10. O. McCalebb	AU	JR	12	532	291	0	320	1143	95.2

INTERCEPTIONS	Team	CI	G	Int	Yds	TD	Long	Int/G
1. Bacarri Rambo	UG	JR	12	7	149	1	51	0.58
2. Mo. Claiborne	LS	JR	13	6	173	1	89	0.46
3. Nickoe Whitley	MS	SO	9	4	50	0	27	0.44
4. Casey Hayward	VU	SR	12	5	96	1	50	0.42
Tramain Thomas	AR	SR	12	5	70	0	29	0.42
Johnthan Banks	MS	JR	12	5	27	1	27	0.42
7. Charles Sawyer	UM	JR	12	4	101	1	96	0.33
Danny Trevathan	UK	SR	12	4	73	0	28	0.33
Austin Johnson	UT	SR	12	4	49	0	22	0.33
10. Antonio Allen	SC	SR	11	3	44	1	25	0.27

PASSING EFFIC.	Team	CI	G	Att	Cmp	Int	Pct.	Yds	TD	Effic.
1. Jarrett Lee	LS	SR	13	167	104	3	62.3	1306	14	152.0
2. A.J. McCarron	UA	SO	12	294	196	5	66.7	2400	16	149.8
3. Tyler Wilson	AR	JR	12	407	257	6	63.1	3422	22	148.7
4. Aaron Murray	UG	SO	13	371	218	12	58.8	2861	33	146.4
5. Connor Shaw	SC	SO	9	171	112	6	65.5	1218	12	141.5
6. John Brantley	UF	SR	10	224	132	6	58.9	1912	10	140.0
7. Clint Moseley	AU	SO	9	104	65	3	62.5	794	5	136.7
8. Tyler Russell	MS	SO	9	129	69	4	53.5	1034	8	135.1
9. Chris Relf	MS	SR	10	171	102	7	59.6	1083	9	122.0
10. Jordan Rodgers	VU	JR	12	202	104	9	51.5	1498	9	119.6

PUNT RETURNS	Team	CI	G	Ret	Yds	TD	Long	Avg
1. Joe Adams	AR	SR	12	16	259	3	69	16.2
2. Tyrann Mathieu	LS	SO	12	26	420	2	92	16.2
3. Marquis Maze	UA	SR	12	31	384	1	83	12.4
4. Johnthan Banks	MS	JR	12	16	166	1	65	10.4
5. Ace Sanders	SC	SO	12	14	130	1	68	9.3
6. Marquel Wade	AR	FR	10	12	99	0	19	8.2
7. Quan Bray	AU	FR	12	12	96	0	24	8.0
8. Chris Rainey	UF	SR	11	11	75	1	22	6.8
9. Brandon Boykin	UG	SR	13	13	88	0	30	6.8
10. Jonathan Krause	VU	SO	12	16	56	0	18	3.5

KICK RETURNS	Team	CI	G	Ret	Yds	TD	Long	Avg
1. Marquis Maze	UA	SR	12	12	342	0	70	28.5
2. Marquel Wade	AR	FR	10	12	318	1	85	26.5
3. Tre Mason	AU	FR	11	24	633	1	97	26.4
4. Mo. Claiborne	LS	JR	13	17	443	1	99	26.1
5. Dennis Johnson	AR	JR	10	18	461	1	98	25.6
6. T. Singleton	UM	FR	10	21	516	0	47	24.6
7. Andre Hal	VU	SO	12	29	689	1	96	23.8
8. L. Perkins	MS	SO	12	15	350	0	68	23.3
9. Devrin Young	UT	FR	9	27	628	0	60	23.3
10. Brandon Boykin	UG	SR	13	34	780	0	60	22.9

PUNTING	Team	CI	G	Punt	Yds	Long	Avg
1. Dylan Breeding	AR	JR	12	49	2213	70	45.2
2. Drew Butler	UG	SR	13	51	2260	62	44.3
3. Brad Wing	LS	FR	11	50	2207	73	44.1
4. Ryan Tydlacka	UK	SR	12	79	3448	64	43.6
5. Tyler Campbell	UM	JR	12	72	3137	73	43.6
6. Richard Kent	VU	JR	12	56	2381	67	42.5
7. B. Swedenburg	MS	SO	12	66	2764	58	41.9
8. Steven Clark	AU	SO	12	69	2794	58	40.5
9. Cody Mandell	UA	SO	11	36	1401	50	38.9
10. Scribner-Howard	SC	SR	11	47	1828	60	38.9

SCORING	Team	CI	G	TD	XPT	FG	2XP	Pts	Pts/G
1. Trent Richardson	UA	JR	12	23	0	0	0	138	11.5
2. Zach Hocker	AR	SO	12	0	53	18	0	107	8.9
3. Drew Alleman	LS	JR	13	0	62	16	0	110	8.5
4. Jeremy Shelley	UA	JR	12	0	52	16	0	100	8.3
5. Caleb Sturgis	UF	JR	11	0	28	21	0	91	8.3
6. Blair Walsh	UG	SR	13	0	44	19	0	101	7.8
7. Zac Stacy	VU	JR	12	13	0	0	0	78	6.5
8. Jarius Wright	AR	SR	11	11	0	0	2	68	6.2
9. Cody Parkey	AU	SO	12	0	36	11	0	69	5.8
10. D. DePasquale	MS	SR	12	0	34	11	0	67	5.6



SCORING (TDs)	Team	CI	G	TD	Rush	Pass	Ret	PAT	Pts	Pts/G
1. Trent Richardson	UA	JR	12	23	20	3	0	0	138	11.5
2. Zac Stacy	VU	JR	12	13	13	0	0	0	78	6.5
3. Jarius Wright	AR	SR	11	11	0	11	0	1	68	6.2
4. Michael Dyer	AU	SO	12	10	10	0	0	0	60	5.0
5. Connor Shaw	SC	SO	9	7	7	0	0	0	42	4.7
6. Kenny Hilliard	LS	FR	12	9	8	1	0	0	54	4.5
Spencer Ware	LS	SO	12	9	8	1	0	0	54	4.5
Vick Ballard	MS	SR	12	9	8	1	0	0	54	4.5
Da'Rick Rogers	UT	SO	12	9	0	9	0	0	54	4.5
10. Jeff Scott	UM	SO	10	7	6	0	1	0	42	4.2

SCORING (KICK)	Team	CI	G	PATs	FGs	Pts	Pts/G
1. Zach Hocker	AR	SO	12	53-54	18-24	107	8.9
2. Drew Alleman	LS	JR	13	62-63	16-18	110	8.5
3. Jeremy Shelley	UA	JR	12	52-53	16-20	100	8.3
4. Caleb Sturgis	UF	JR	11	28-28	21-25	91	8.3
5. Blair Walsh	UG	SR	13	44-44	19-31	101	7.8
6. Cody Parkey	AU	SO	12	36-37	11-15	69	5.8
7. Jay Wooten	SC	SR	12	46-49	7-10	67	5.6
D. DePasquale	MS	SR	12	34-34	11-17	67	5.6
9. Craig McIntosh	UK	JR	11	20-21	12-14	56	5.1
10. Michael Palardy	UT	SO	11	25-26	9-14	52	4.7

FIELD GOALS	Team	CI	G	FG	FGA	Pct.	FG/G
1. Caleb Sturgis	UF	JR	11	21	25	84.0	1.91
2. Zach Hocker	AR	SO	12	18	24	75.0	1.50
3. Blair Walsh	UG	SR	13	19	31	61.3	1.46
4. Jeremy Shelley	UA	JR	12	16	20	80.0	1.33
5. Drew Alleman	LS	JR	13	16	18	88.9	1.23
6. Craig McIntosh	UK	JR	11	12	14	85.7	1.09
7. Cody Parkey	AU	SO	12	11	15	73.3	0.92
D. DePasquale	MS	SR	12	11	17	64.7	0.92
9. Michael Palardy	UT	SO	11	9	14	64.3	0.82
10. Bryson Rose	UM	JR	12	9	11	81.8	0.75

FIELD GOAL PCT	Team	CI	G	FG	FGA	Long	Pct.
1. Drew Alleman	LS	JR	13	16	18	44	88.9
2. Craig McIntosh	UK	JR	11	12	14	48	85.7
3. Caleb Sturgis	UF	JR	11	21	25	55	84.0
4. Jeremy Shelley	UA	JR	12	16	20	37	80.0
5. Zach Hocker	AR	SO	12	18	24	50	75.0
6. Cody Parkey	AU	SO	12	11	15	43	73.3
7. D. DePasquale	MS	SR	12	11	17	42	64.7
8. Michael Palardy	UT	SO	11	9	14	52	64.3
9. Blair Walsh	UG	SR	13	19	31	56	61.3

PAT KICKING PCT	Team	CI	G	Made	Att	Pct.
1. Blair Walsh	UG	SR	13	44	44	100.0
D. DePasquale	MS	SR	12	34	34	100.0
Caleb Sturgis	UF	JR	11	28	28	100.0
4. Drew Alleman	LS	JR	13	62	63	98.4
5. Zach Hocker	AR	SO	12	53	54	98.1
6. Jeremy Shelley	UA	JR	12	52	53	98.1
7. Cody Parkey	AU	SO	12	36	37	97.3
8. Carey Spear	VU	SO	12	26	27	96.3
9. Michael Palardy	UT	SO	11	25	26	96.2
10. Jay Wooten	SC	SR	12	46	49	93.9

TACKLES	Team	CI	G	Pos	Solo	Ast	Total	Avg/G	Sack
1. Danny Trevathan	UK	SR	12	LB	67	76	143	11.9	3.0
2. Winston Guy	UK	SR	12	DB	57	63	120	10.0	1.5
3. C. Lawrence	MS	JR	12	LB	42	72	114	9.5	2.0
4. Darren Bates	AU	JR	12	DB	54	42	96	8.0	2.5
5. Neiko Thorpe	AU	SR	12	DB	43	51	94	7.8	0.0
6. Jerry Franklin	AR	SR	12	LB	42	51	93	7.8	0.5
7. Brandon Wilson	MS	SR	12	LB	43	49	92	7.7	0.5
C. Mitchell	MS	SR	12	DB	48	44	92	7.7	1.0
9. Antonio Allen	SC	SR	11	DB	50	31	81	7.4	0.0
10. Tramain Thomas	AR	SR	12	DB	43	44	87	7.2	0.0

SACKS	Team	CI	G	Pos	Solo	Ast	Yds	Total	Avg/G
1. Jarvis Jones	UG	SO	13	LB	11	5	90	13.5	1.04
2. Corey Lemonier	AU	SO	12	DL	9	1	66	9.5	0.79
3. Sam Montgomery	LS	SO	13	DE	8	2	55	9.0	0.69
4. Melvin Ingram	SC	SR	12	DE	8	1	67	8.5	0.71
Courtney Upshaw	UA	SR	12	LB	8	1	57	8.5	0.71
6. Jake Bequette	AR	SR	9	DE	7	2	78	8.0	0.89
7. Bark. Mingo	LS	SO	13	DE	7	2	60	8.0	0.62
8. Tim Fugger	VU	SR	12	DE	6	1	37	6.5	0.54
9. J. Clowney	SC	FR	12	DE	6	0	36	6.0	0.50
10. C. Washington	UG	JR	11	LB	4	2	43	5.0	0.45

TACKLES FOR LOSS	Team	CI	G	Pos	Solo	Ast	Yds	Total	Avg/G
1. Jarvis Jones	UG	SO	13	LB	16	7	103	19.5	1.50
2. Courtney Upshaw	UA	SR	12	LB	16	2	85	17.0	1.42
3. Winston Guy	UK	SR	12	DB	10	8	39	14.0	1.17
4. Melvin Ingram	SC	SR	12	DE	12	3	87	13.5	1.12
5. Bark. Mingo	LS	SO	13	DE	12	3	91	13.5	1.04
6. Corey Lemonier	AU	SO	12	DL	13	1	79	13.5	1.12
7. Sam Montgomery	LS	SO	13	DE	9	8	63	13.0	1.00
8. Fletcher Cox	MS	JR	11	DL	10	5	38	12.5	1.14
9. Tim Fugger	VU	SR	12	DE	12	1	51	12.5	1.04
10. Rob Lohr	VU	JR	12	DT	10	3	40	11.5	0.96

FUMBLES FORCED	Team	CI	G	Num	Avg/G
1. Tyrann Mathieu	LS	SO	12	6	0.50
2. Jake Bequette	AR	SR	9	4	0.44
3. Corey Lemonier	AU	SO	12	5	0.42
Danny Trevathan	UK	SR	12	5	0.42
J. Clowney	SC	FR	12	5	0.42
6. Antonio Allen	SC	SR	11	4	0.36
7. A. Barnes	VU	JR	12	3	0.25
Johnthan Banks	MS	JR	12	3	0.25
Tim Fugger	VU	SR	12	3	0.25
10. Trevor Stigers	MS	JR	9	2	0.22

FUMBLES RCVD	Team	CI	G	Num	Avg/G
1. Tyrann Mathieu	LS	SO	12	5	0.42
2. Collins Ukwu	UK	JR	9	3	0.33
3. Antonio Allen	SC	SR	11	3	0.27
4. Ron Brooks	LS	SR	13	3	0.23
5. Eltoro Freeman	AU	SR	11	2	0.18
6. A.J. Johnson	UT	FR	12	2	0.17
Devin Taylor	SC	JR	12	2	0.17
Ed Stinson	UA	SO	12	2	0.17
K. Lockett	UM	SR	12	2	0.17
Jaye Howard	UF	SR	12	2	0.17

PASSES DEFENDED	Team	CI	G	Brup	Int	Total	Avg/G
1. Johnthan Banks	MS	JR	12	9	5	14	1.17
Bacarri Rambo	UG	JR	12	7	7	14	1.17
Casey Hayward	VU	SR	12	9	5	14	1.17
4. Charles Sawyer	UM	JR	12	9	4	13	1.08
5. Tharold Simon	LS	SO	12	10	2	12	1.00
D. Milliner	UA	SO	12	9	3	12	1.00
S. Commings	UG	JR	13	12	1	13	1.00
DeQuan Menzie	UA	SR	12	11	1	12	1.00
9. Brandon Boykin	UG	SR	13	9	3	12	0.92
Mo. Claiborne	LS	JR	13	6	6	12	0.92